


Grades 3-5 Phonics Interventions Freebie

S Blends

sl, st, sp, squ, sn, sw



Jennifer Sykes,
www.HelloMrsSykes.com

Shake it Up! cards

sled	stone	spider
squirrel	sweater	snake
slap	stop	spun
square	sweet	snack
sledgehammer	stumble	sponge
squash	swiftly	snowball
slippery	stadium	special
squirm	switch	snatch

Cut these words apart and add to colored rice in a plastic bottle with a lid. Students have to "Shake it Up!" and record the words on the next page.

***To make colored rice, add several drops of food coloring and 1 or 2 teaspoons of rubbing alcohol into a plastic ziplock bag. Add 1 cup uncooked rice, and shake until color is uniform. Add additional drops of food coloring to the bag until you get the color you want. Spread the rice on a sheet of wax paper or newspaper and allow to dry overnight. A typical plastic water bottle uses 1 ½ cups rice.



Name: _____

sl

Shake it UP!

squ

st

What words did you find?

sw

Circle the Blends!



sp

sn

Credits:

Questions, comments, or just want to chat about teaching?
Email Jen at hellomrssykes@gmail.com.

I ♥ these graphics and fonts!



Hello Mrs Sykes on TpT



Terms of Use: Please read carefully. By downloading this electronic document, you agree to these terms stated below. Copyright © Jennifer Sykes - All rights reserved. For single classroom use only. No part of this document may be distributed, posted on the internet, copied, sold, or edited without direct permission from the author. Violations are subject to the penalties of the Digital Millennium Copyright Act. To purchase additional sharing licenses, please visit my store. All contents of the document are under copyright including all text, content, graphics, and fonts. All graphics and fonts are also protected by copyright their original author/artist. For special use permission, please contact Jen Sykes at hellomrssykes@gmail.com

