

sample



# ELA Anchor Chart Posters

CCSS Aligned

by Jen Sykes, Hello Mrs Sykes

3rd Grade

# Table of Contents

**How to Use this Set - pg. 3**

**Color Posters - pg. 4-25**

**Blackline Posters - pg. 26-47**

**Small Blackline Student Cards (one page per standard) - pg. 48-69**

**Small Blackline Student Cards (all RL and RI standards together) - pg. 70-72**

**RL.3.1 - Referring to Text (Literature) - pg. 4**

**RL.3.2 - Author's Message - pg. 5**

**RL.3.3 - Recount Story & Describe Characters - pg. 6-9**

**RL.3.4 - Literal vs. Nonliteral Language - pg. 10**

**RL.3.5 - Chapter, Scene, Stanza - pg. 11**

**RL.3.6 - Point of View - pg. 12**

**RL.3.7 - Mood - pg. 13**

**RL.3.8 - {Not Applicable to Literature}**

**RL.3.9 - Compare and Contrast - pg. 14**

**RI.3.1 - Referring to Text (Informational) - pg. 15**

**RI.3.2 - Main Idea & Key Details - pg. 16**

**RI.3.3 - Relationship between series of historical events, scientific ideas/concepts, steps in technical procedures - pg. 17 - 19**

**RI.3.4 - Academic/Domain Specific Words/Phrases - pg. 20**

**RI.3.5 - Text Features and Search Tools - pg. 21**


**RI.3.6 - Distinguish Point of View (Author vs. Reader) - pg. 22**

**RI.3.7 - Information from Illustrations and Words in Text - pg. 23**

**RI.3.8 - Connection between Sentences and Paragraphs in Text - pg. 24**

**RI.3.9 - Compare and Contrast Important Points and Key Details - pg. 25**


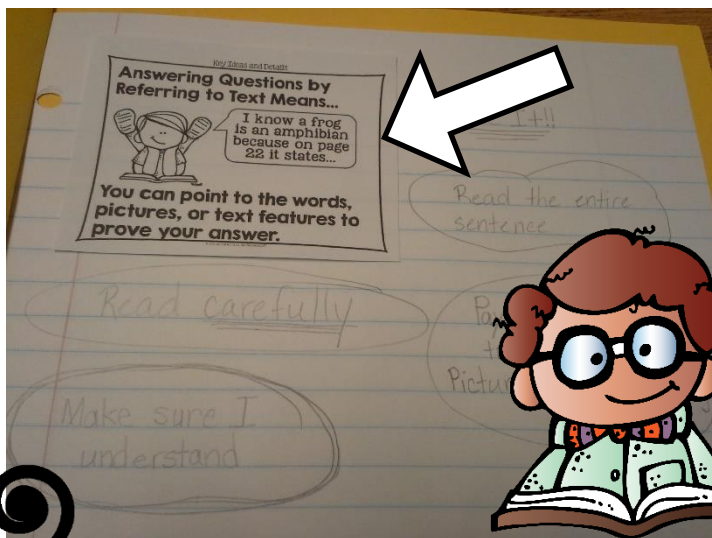
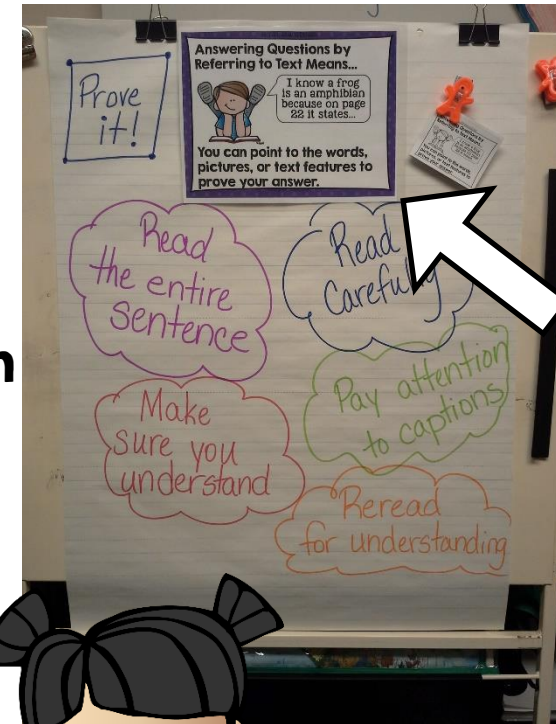
**CCSS  
Standards  
Included:**




# How to Use This Set

This series of posters are intended to help your students “anchor” their learning. Each standard is explained in a basic way, with graphics to support visual learners. I suggest using this as a “starting point” for your anchor charts.

Students can glue the small anchor chart in their ELA notebook, and add their notes based on your class discussions, too. You can also attach the small anchor chart to assessments, or staple the corner to create a “flip-book” reference tool for students and parents.




# Answering Questions by Referring to Text Means...



I know Charlotte is a friend to Wilbur because the text states...

**You can point to the words, pictures, or text features to prove your answer.**

# The Central Message, Lesson, or Moral Means...



“Slow and  
Steady  
wins the  
Race!”

**You identify the life lesson or moral for the story, and justify it with text evidence.**


# Answering Questions by Referring to Text Means...



I know Charlotte is a friend to Wilbur because the text states...

**You can point to the words, pictures, or text features to prove your answer.**

# The Central Message, Lesson, or Moral Means...



“Slow and  
Steady  
wins the  
Race!”

**You identify the life lesson or  
moral for the story, and  
justify it with text evidence.**

### Answering Questions by Referring to Text Means...



I know Charlotte is a friend to Wilbur because the text states...

You can point to the words, pictures, or text features to prove your answer.

### Answering Questions by Referring to Text Means...



I know Charlotte is a friend to Wilbur because the text states...

You can point to the words, pictures, or text features to prove your answer.

### Answering Questions by Referring to Text Means...



I know Charlotte is a friend to Wilbur because the text states...

You can point to the words, pictures, or text features to prove your answer.

### Answering Questions by Referring to Text Means...



I know Charlotte is a friend to Wilbur because the text states...

You can point to the words, pictures, or text features to prove your answer.

### Answering Questions by Referring to Text Means...



I know Charlotte is a friend to Wilbur because the text states...

You can point to the words, pictures, or text features to prove your answer.

### Answering Questions by Referring to Text Means...



I know Charlotte is a friend to Wilbur because the text states...

You can point to the words, pictures, or text features to prove your answer.

### Answering Questions by Referring to Text Means...



I know Charlotte is a friend to Wilbur because the text states...

You can point to the words, pictures, or text features to prove your answer.

### Answering Questions by Referring to Text Means...



I know Charlotte is a friend to Wilbur because the text states...

You can point to the words, pictures, or text features to prove your answer.

### Answering Questions by Referring to Text Means...




I know Charlotte is a friend to Wilbur because the text states...

You can point to the words, pictures, or text features to prove your answer.




### The Central Message, Lesson, or Moral Means...



"Slow and Steady wins the Race!"

You identify the life lesson or moral for the story, and justify it with text evidence.


### The Central Message, Lesson, or Moral Means...



"Slow and Steady wins the Race!"

You identify the life lesson or moral for the story, and justify it with text evidence.


### The Central Message, Lesson, or Moral Means...



"Slow and Steady wins the Race!"

You identify the life lesson or moral for the story, and justify it with text evidence.


### The Central Message, Lesson, or Moral Means...



"Slow and Steady wins the Race!"

You identify the life lesson or moral for the story, and justify it with text evidence.


### The Central Message, Lesson, or Moral Means...



"Slow and Steady wins the Race!"

You identify the life lesson or moral for the story, and justify it with text evidence.


### The Central Message, Lesson, or Moral Means...



"Slow and Steady wins the Race!"

You identify the life lesson or moral for the story, and justify it with text evidence.


### The Central Message, Lesson, or Moral Means...



"Slow and Steady wins the Race!"

You identify the life lesson or moral for the story, and justify it with text evidence.


### The Central Message, Lesson, or Moral Means...



"Slow and Steady wins the Race!"

You identify the life lesson or moral for the story, and justify it with text evidence.

### The Central Message, Lesson, or Moral Means...



"Slow and Steady wins the Race!"

You identify the life lesson or moral for the story, and justify it with text evidence.

# Credits:

Questions, comments, or suggestions? Email Jen: [hellomrssykes@gmail.com](mailto:hellomrssykes@gmail.com).

## Graphics/Fonts:



## Visit Jen online:



# Terms of Use:

Please read carefully. By downloading this electronic document, you agree to the terms stated below.

Copyright © 2014 Jennifer Sykes - All rights reserved

For single classroom use only. No part of this document may be distributed, posted on the internet, copied, sold, or edited without direct permission from the author. Violations are subject to the penalties of the Digital Millennium Copyright Act. To purchase additional sharing licenses, please visit my store. All contents of the document are under copyright including all text, content, graphics, and fonts. All graphics and fonts are also protected by copyright their original author/artist.

For special use permission, please contact Jen Sykes at [hellomrssykes@gmail.com](mailto:hellomrssykes@gmail.com)