

Grades 3-5 Phonics Interventions




Short vowels
cvc Pattern words

Freebie




Jennifer Sykes,
www.HelloMrssykes.com






I Have... Who Has...? Game Cards Playing With Words Game Cards

I have the first card.	I have pat.	I have fan.
		
rug	sat	pen

I Have... Who Has...? Game Cards Playing With Words Game Cards

I have pat.	I have mat.	I have jet.
		
doa	gum	tot

I have... Who Has...? Game Cards

I have dug.	I have cub.	I have by.
		
who has cub?	who has bat?	who has wed?

Start Playing With Words!



Each player begins with a Start card, the word cards and plays their turn cards in a row clockwise to the players. Player 1 rolls the die, then picks up a card and reads the word. If Player 1 says the correctly, they move the number of spaces that they rolled. Players take turns. The first one to finish wins!

Short Vowels (CVC) Lesson Plan

Materials	Pre-Work	Pre-Work	Pre-Work
Short vowel cards (a, e, i, o, u)	Word cards (CVC words)	Word cards (CVC words)	Word cards (CVC words)
Game cards	Game cards	Game cards	Game cards
Die	Die	Die	Die



jam



dog

nut

nut

nut

nut

nut

nut

nut

nut

Grades 3-5 Phonics Interventions

Short vowels CVC Pattern words

Jennifer Sykes, www.HelloMrsSykes.com

Shake it Up!

What words did you find? Circle the short vowels!

Shake it Up! cards

sit	pat	chip
chop	pet	shop
	bun	the
	hic	goin
	lop	when
	sun	bog
	map	nip
	block	black

Activities

Word Sort

Put these words apart and glue in the appropriate square.

Find It!

Color the short vowels.

Short o - blue	Short e - red	Short i - green	Short u - purple
Sam	Fun	vet	jet
sat	whip	ship	wit
bag	nut	ran	dan
fog	kid	rid	pat
huge	win	ban	sock
rid	hog	jog	kit
cut	fun	cop	lip
ran	web	dim	pop
not	will	top	not

Contents

How to use the cards

not	will	top	not	wig
-----	------	-----	-----	-----

Teacher Reference List

THIS SERIES IS FOR PHONICS INTERVENTION. MANY UPPI ACTIVITIES REQUIRE THE REVISION OF SKILLS FROM PREVIOUS LEVELS. PLEASE REFER TO THE PHONICS INTERVENTION SERIES FOR MORE INFORMATION.

Teacher Prep:

- Print the lesson plan, gather the materials needed. Print the demonstration cards and teacher reference list.
- Shake it Up Activity - Print the word cards, cut apart, and add to a dry pasta bottle with colored rice.
- Copy the student activity page.
- Word Sort Activity - Make copies of the word cards.
- Playing With Words Game - Print, board and word cards.
- Activity - Make copies.
- Word Hops...? Game - Make copies.
- Centers Color Recommended

Shake it Up! cards

sit	pat	chip
chop	pet	shop
crash	bun	that
thumb	thick	bath
hit	lap	when
men	sun	bog
ten	map	nip
sock	block	black

Cut these words apart and add to colored rice in a plastic bottle with a lid. Students have to "Shake it Up!" and record the words on the next page.

***To make colored rice, add several drops of food coloring and 1 or 2 teaspoons of rubbing alcohol into a plastic ziplock bag. Add 2 cups uncooked rice, and shake until color is uniform. Add additional drops of food coloring to the bag until you get the color you want. Spread the rice on a sheet of wax paper or newspaper and allow to dry overnight. A typical plastic water bottle uses 1 ½ cups rice.



Name: _____

a

Shake it UP!

o

e

What words did you find?
Circle the short vowels!





u

i

Credits:

Questions, comments, or just want to chat about teaching?
Email Jen at hellomrssykes@gmail.com.

I ♥ these graphics and fonts!



Click to view my TpT store



Terms of Use: Please read carefully. By downloading this electronic document, you agree to these terms stated below.

Copyright © Jennifer Sykes - All rights reserved. For single classroom use only. No part of this document may be distributed, posted on the internet, copied, sold, or edited without direct permission from the author. Violations are subject to the penalties of the Digital Millennium Copyright Act. To purchase additional sharing licenses, please visit my store. All contents of the document are under copyright including all text, content, graphics, and fonts. All graphics and fonts are also protected by copyright their original author/artist. For special use permission, please contact Jen Sykes at hellomrssykes@gmail.com

