



**CONTEXT**

**CLUES**



**Grades 2-5  
Common Core**

By Jen Sykes,  
Hello Mrs Sykes

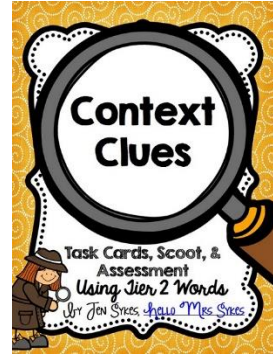
# Table of Contents

[Tips From Jen](#), pg. 3

[Playing Scoot & CGSS Correlations](#), pg. 4

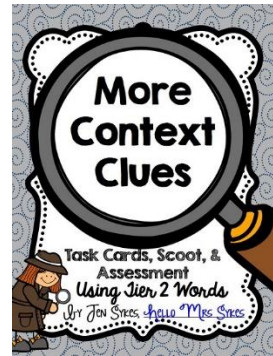
Task Cards, Set1, Context Clues

- [Cover](#), pg. 5
- [Task Cards](#), pg. 6-23
- [Scoot](#), pg. 24
- [Answer Key](#), pg. 25
- [Quick Assessment](#), pg. 26
- [Answer Key](#), pg. 27



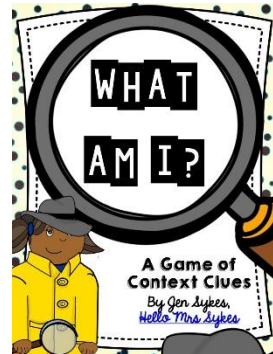
Task Cards, Set 2, More Context Clues

- [Cover](#), pg. 28
- [Task Cards](#), pg. 29-46
- [Scoot](#), pg. 47
- [Answer Key](#), pg. 48
- [Quick Assessment](#), pg. 49
- [Answer Key](#), pg. 50




What Am I? Matching Game

- [Cover](#), pg. 51
- [Assembly Directions](#), pg. 52
- [Student Directions](#), pg. 53
- [Clue Cards](#), pg. 54-56
- [Answer Cards](#), pg. 57-59
- [Answer Key & CGSS Correlations](#), pg. 60



[Credits/Terms of Use](#), pg. 61





# Context Clues

Task Cards, Scoot, & Assessment Using Tier 2 Words  
By Jen Sykes, Hello Mrs Sykes

**Context Clues - 1**  
The first review of the Harry Potter movie was \_\_\_\_\_.

**Context Clues - 2**  
Mary \_\_\_\_\_ to the movie.

**Context Clues - 7**  
Tommy \_\_\_\_\_ when he saw the drone.

**Context Clues - 8**  
The boy knew that the lake was \_\_\_\_\_ when he saw the fish.

**Context Clues - 28**  
Sarah \_\_\_\_\_ her fingers as she watched the tennis.

- Context Clues - 18
1. I can be used in a sentence.
2. I can be used in a sentence.
3. I can be used in a sentence.
4. I can be used in a sentence.
5. I can be used in a sentence.
6. I can be used in a sentence.
7. I can be used in a sentence.
8. I can be used in a sentence.
9. I can be used in a sentence.
10. I can be used in a sentence.

# WHAT AM I?

A Game of Context Clues  
By Jen Sykes, Hello Mrs Sykes

## What Am I? Assembly Directions

For a fast context-clues matching game, print the Clues and Answers on different-colored paper (or run a highlighter over the tops of the answer cards) so you can tell them apart. Laminate for durability (if needed). Cut apart (6 per page). Add the Game Directions, and you are done.

As a variation, split the class into groups, read a clue to the class, and have students "buzz" in to have a chance to answer. If they are correct, they win a point for their team. If incorrect, the other team has a chance to "steal" the points by answering correctly. If neither team is correct, read another clue from the clue card. The team with the most points gets to jump up and down and high-five each other.

Happy Teaching!  
Jen

## What Am I? Game Directions

What Am I? Memory Match (1-4)

Select the most pairs of cards. Shuffle the Clue cards and lay them on the table, face down, in a pattern (e.g. 8 cards x 6 cards). Repeat with the Answer cards.

**How to Play:** On each turn, a player turns over one Clue card and one Answer card. Read the clues and answer. If they match, keep them and take another turn. If they don't match, those cards are turned face down again and it becomes the next player's turn. The player with the most pairs of cards is the winner.

**Another Way to Play:** Time yourself to see how fast you can find all of the matching pairs. Compete with yourself by trying to get a faster time in a second game.

# More Context Clues

Task Cards, Scoot, & Assessment Using Tier 2 Words  
By Jen Sykes, Hello Mrs Sykes

## Context Clues Answer Key

## Context Clues Scoot

## Context Clues - 33

Would you like to pay for your \_\_\_\_\_ with cash or a credit card?

A. merchandise  
B. recognize  
C. emphasize  
D. barely

## Context Clues - 34

The scientist pulled a ball across the \_\_\_\_\_.

**Context Clues - 25**  
\_\_\_\_\_ on my television.

**Context Clues - 28**  
I'm raising your hand to try to show \_\_\_\_\_.

**Context Clues - 26**  
\_\_\_\_\_ to train served for \_\_\_\_\_.

**Context Clues - 26**  
\_\_\_\_\_ to train served for \_\_\_\_\_.

**Context Clues - 26**  
\_\_\_\_\_ to train served for \_\_\_\_\_.

**Context Clues - 26**  
\_\_\_\_\_ to train served for \_\_\_\_\_.

**Context Clues - 5**  
\_\_\_\_\_ on this turn, so three spaces on \_\_\_\_\_.


# Credits:

Questions, comments, or just want to chat about teaching?  
Email Jen at [hellomrssykes@gmail.com](mailto:hellomrssykes@gmail.com).

## Graphics/Fonts:



Sassy Designs  
INCORPORATED



Print Candee  
DIGITAL CLIP ART & DESIGN STORE




**Thank you for  
downloading.  
Your support  
and  
feedback is  
appreciated!**

Jen

## Terms of Use:

Please read carefully. By downloading this electronic document, you agree to the terms stated below. Copyright © Jennifer Sykes, 2012-2014 - All rights reserved. For single classroom use only. No part of this document may be distributed, posted on the internet, copied, sold, or edited without direct permission from the author. Violations are subject to the penalties of the Digital Millennium Copyright Act. To purchase additional sharing licenses, please visit my store. All contents of the document are under copyright including all text, content, graphics, and fonts. All graphics and fonts are also protected by copyright their original author/artist. For special use permission, please contact Jen Sykes at [hellomrssykes@gmail.com](mailto:hellomrssykes@gmail.com)





# For Fun Upper Elementary Word Work, Visit my Store

