



**ELECTRIC
WAX MELTER**

IMPORTANT SAFETY INFORMATION

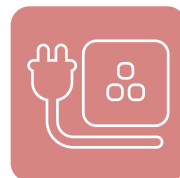
READ ALL INSTRUCTIONS FOR AIRPURE® ELECTRIC WAX MELTER AND WAX MELTS PRIOR TO USE. FAILURE TO FOLLOW INSTRUCTIONS COULD RESULT IN INJURY OR FIRE HAZARD. When using electrical appliances, basic safety precautions should always be followed including the following: To prevent fire and injury; KEEP OUT OF REACH OF CHILDREN AND PETS. This appliance can be used by children aged from 8 years and above and persons with reduced physical, sensory or mental capabilities or lack of experience and knowledge if they have been given supervision or instruction concerning use of the appliance in a safe way and understand the hazards involved. The appliance is only to be used with the recommended vaporizing medium. The use of other substances may give rise to a toxic or fire risk. Cleaning and user maintenance shall not be made by children unless they are older than 8 and supervised. Children shall not play with the appliance. Do not leave appliance unattended. To reduce risk of injury, close supervision is necessary when used near children. This appliance is for warming wax melts only, do not use this appliance for anything other than its intended use. Do not add water or fragrance oil. Keep free from foreign objects. CAUTION: Risk of electrical shock exists if metal or any other foreign object is inserted into any part of this electrical Electric Wax Melter or it is improperly used. This is an electrical device. Do not immerse unit in water or other liquids. Do not touch melted wax.



FOR INDOOR USE ONLY. Always locate your appliance away from the edge of any counter-top or table-top. Ensure that the appliance is used on a firm, flat surface. Do not use in small, confined areas without adequate ventilation.

PLUG & POWER CABLE SAFETY INFORMATION

Check the power cable is securely attached to both the appliance and the plug. Make sure the power cable and plug is in good condition and kept well away from moisture, heat, and metal pipes. Don't use the appliance if any part of the cable is worn, split or damaged. To reduce any risk of electric shock, do not change the plug in anyway. Power cable should not be draped over a counter-top or table-top where it is able to be tripped over, snagged or pulled over unintentionally, especially by children. Do not let the mains cable run across an open space e.g. between a low socket and a table. Do not let the power cable run across a cooker or other hot area which might damage the cable. Do not place appliance or power cable on or near a hot gas or electric burner (e.g. oven or T.V.) The power cable should reach from the socket to the base unit without straining the connections. Unplug from the outlet when not in use. Dispose of the unit if power cable of the Electric Wax Melter is damaged. If the power cable is damaged, it must be replaced by the manufacturer, its service agent or similarly qualified person in order to avoid a hazard. Plug into appropriate, properly functioning 220-240V AC electrical outlet.



LIGHT BULB INFORMATION

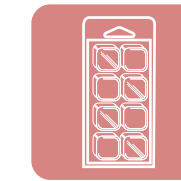
This Electric Wax Melter uses Halogen G9 25W light bulbs, please only replace with the same wattage G9 light bulb. Do not touch the bulb directly with your skin. Use a clean dry cloth for removal and replacement of the bulb.



- 1) Make sure appliance is switched off and unplugged from the mains socket. Always turn the power off before working on any appliance, safety is crucial when working with electrical appliances.
- 2) Let the bulb cool before handling.
- 3) Remove the bulb from the socket by grasping the bulb lightly but firmly, and pull upwards until it is released from the socket.
- 4) Insert the replacement bulb firmly back in the socket. CAUTION: Don't put your fingers in the exposed light socket.
- 5) Once the bulb is in, turn the power back on again and switch on the light.
- 6) Dispose of old bulb safely as glass is fragile and very sharp. Use packaging from the new bulb to wrap the old one for safe disposal. CAUTION: Dispose of bulb out of the reach of children.

WAX MELTS DIRECTIONS

- 1) Remove one wax cube.
- 2) Place Airpure® Wax Melt in the dish at the top of the warmer.
CAUTION: Make sure warmer bowl is clean, empty and dry.
- 3) When melt no longer releases fragrance, stop use of melt and warmer.




WAX MELTS SAFETY INFORMATION

CAUTION: Heated wax can cause burns. Do not touch heated wax. Do not put fingers or hands into the appliance. Do not add water or fragrance oil to the wax. Burn within sight. Wax can remain hot several minutes after warmer/burner is no longer in use. Allow wax to harden before touching or handling. Keep wax free of debris. Do not attempt to use wax melt as a candle. Do not move appliance when containing melted wax. Surface temperature will get hot; do not allow hot plate to come in contact with skin.

CLEANING INFORMATION

- Do not move the appliance when switched on.
 - Do not immerse unit in water or other liquids.
- 1) To clean, unplug appliance. Allow appliance to cool and wax to harden.
 - 2) Remove wax out of warmer bowl. (If required use blunt wood or rubber tool). Do not use abrasive cleaners and equipment that will scratch the warmer bowl.
 - 3) Dispose of wax to local general waste requirements. Do not place wax down the drain.
 - 4) Use a warm, damp, soapy sponge or cloth to clean the bowl inside and out.
 - 5) Wipe dry with a soft cloth. Do not move or store appliance while hot.



 This marking indicates that this product should not be disposed with other household wastes throughout the EU. To prevent possible harm to the environment or human health from uncontrolled waste disposal, recycle it responsibly to promote the sustainable reuse of material resources. To return your used device, please use the return and collection systems or contact the retailer where the product was purchased. They can take this product for environmental safe recycling.

SAVE THESE INSTRUCTIONS

Keelings Group
(UK) Airpure House, Parsons Lane, Bury, Lancashire. BL9 0JT
 U.K. Freephone: 0800 005 1010
(EU) 38 Main Street, Swords, Co. Dublin, Ireland, K67E0A2
 Customer Services EU: +353 1 96 97 657
 www.airpure.com info@airpure.com

Airpure® is a trademark of Keelings Group.

airpure®	
Electric Wax Melter - The Rose Gold Mosaic	
Product Code:	EWM-MOS-704-RG
Artwork Code:	20210915
Barcode:	N/A
Artwork Colour:	N/A
Pantone Ref:	N/A
Die Cut:	DIE CUT: ■
Designer:	Helen

297 mm

420 mm