



UTILITY SPRINGS

UTILITY SPRINGS

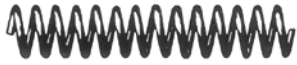
SERVICE WE DELIVER AND QUALITY YOU CAN DEPEND ON

DAYTON LAMINA is a leading manufacturer of die and mold components supplied globally to the metalstamping and parts forming industry. Backed by years of tool and die experience, quality and innovation are some of the reasons why our brands are respected throughout the world. We have taken the lead role in creating and bringing new products to customers and helping them find solutions that improve their operations. Based on the capabilities we offer, we can help you to meet the demands of quick deliveries, technical support, quality products and competitive prices. **DAYTON LAMINA** and its broad distribution channels and direct sales personnel will assist you in any way to make your product a better and more profitable one.

Whether standard or customized products, with our years of experience, customers can be sure the products they receive will meet their expectations for reliability and dependable performance. We understand the demanding schedules of die builders and production personnel and have developed efficient manufacturing processes to shorten product lead times as well as put inventory on our shelves so you can have it in your facility when you need it.

Included in our full line offering are both inch and metric size die components that are designed to die standards including ISO, NAAMS, JIS and many automotive and appliance manufacturers' standards. The complete product offering includes:

- ▶ **Punches, Die Buttons, & Retainers (Inch & Metric)**
 - Versatile & VersaPlus®
 - Kommercial & TuffPunch®
 - Ball Lock
 - "To Print" specials
 - Die details
- ▶ **Posi-Strip™ Self-contained punch stripping system**
- ▶ **DAYStrip® Punch stripping system**
- ▶ **DAYLube™ NanoCeramic Lubricating Grease**
- ▶ **Urethane Products**
 - Headed punch strippers, backing/retaining plates
 - Headless punch strippers
 - Sheets, bars, & rods
 - Springs/tubes
- ▶ **Posi-Bend™ & Accu-Bend™ Rotary Benders**
- ▶ **Cams**
 - Aerial & die mount cams
 - Box cams
 - Roller cams
 - Wide cams
 - Slim cams
- ▶ **Die Accessories**
- ▶ **Guide Posts & Bushings**
 - Plain & ball bearing styles
 - Steel, bronze, bronze-plated and self-lubricating bushings
 - Cage Stopper End Caps
 - Special pins, bushings and retainers
- ▶ **Hydraulics**
 - Electronic die setters
 - Die separators
 - Drill & tap equipment
 - Hydraulic motors
- ▶ **In-Die Tapping Units**
- ▶ **Lamina-Bronze Components**
 - Custom Plating
- ▶ **Mold Components**
 - Bronze plated & self-lubricating bushings
 - Leader pins
 - Bronze & bronze plated wear strips & ways
- ▶ **Springs**
 - Diemax™ L inch series die springs
 - Diemax™ XL series ISO die springs
 - JIS series die springs
 - MaxLife® inch and ISO metric die springs
 - Custom heavy duty springs
 - Marsh Mellow® springs
 - Formathane® urethane
 - Utility springs
- ▶ **Wear Product**
 - Plates, strips, gibs & blocks
 - Steel, bronze, bronze-plated and self-lubricating materials



UTILITY SPRINGS


MM x .039837 = INCHES
 KG X 2.20463 = LBS.

ROUND WIRE DIE • FIXTURE SPRINGS											
10 & 18 INCH LENGTHS • PLAIN ENDS											
MUSIC WIRE • 10" LENGTHS • OIL FINISH						CARBON STEEL • 18" LENGTHS • OIL FINISH					
Part Number	OD Inches	Wire Dia.	Pounds per Inch of Compression	Approx. Solid Height (in)	No. per Box**	Part Number	OD Inches	Wire Dia.	Pounds per Inch of Compression	Approx. Solid Height (in)	No. per Box**
RW-1	.087	.010	.12	2.80	12	RW-9A	.472	.054	2.32	3.89	12
RW-1A	.087	.014	.50	3.99		RW-9	.475	.041	.61	3.32	
RW-2	.117	.012	.11	3.00		RW-9C	.536	.072	5.30	5.18	
RW-2A	.117	.016	.38	4.00		RW-9B	.541	.062	1.86	6.42	
RW-3	.179	.014	.08	1.96		RW-10	.593	.054	1.42	2.92	
RW-3A	.179	.018	.26	2.52		RW-10A	.657	.062	1.87	3.35	
RW-3B	.179	.026	1.39	3.38		RW-10B	.660	.072	3.17	4.21	
RW-3C	.180	.035	3.84	6.65		RW-10C	.662	.068	2.26	4.28	
RW-4B	.239	.026	.69	2.47		RW-11A	.778	.080	3.85	3.60	
RW-4E	.239	.041	5.83	3.69		RW-11	.779	.062	1.25	2.79	
RW-4	.240	.018	.14	1.71		RW-11B	.839	.098	7.95	3.97	
RW-4C	.240	.031	1.46	3.10		RW-12A	.907	.080	2.32	3.53	
RW-4F	.240	.047	9.35	4.70		RW-11C	.910	.125	14.52	6.19	
RW-4A	.241	.022	.26	2.53		RW-12B	.961	.098	5.72	3.44	
RW-4D	.241	.035	1.82	4.55		RW-12C	1.020	.125	13.61	4.50	
RW-5D	.297	.047	6.06	3.53		RW-13	1.025	.085	2.21	7.29	
RW-5C	.298	.041	2.88	3.28		RW-12	1.093	.125	7.89	3.60	
RW-5E	.298	.055	11.45	4.40		RW-12D	1.095	.135	9.98	6.19	
RW-5	.299	.022	.15	2.20		RW-14	1.143	.092	2.77	2.84	
RW-5A	.300	.031	.63	3.41		RW-13A	1.148	.125	9.10	4.50	
RW-5B	.300	.037	1.35	4.07		RW-14A	1.349	.148	12.83	4.46	
RW-6B	.360	.043	2.19	3.01		RW-15	1.597	.148	8.09	3.99	
RW-6D	.360	.055	7.03	3.30		RW-16	1.814	.148	4.66	4.66	
RW-6E	.360	.062	12.36	4.03							
RW-6F	.361	.075	27.77	5.25							
RW-6C	.362	.047	2.67	4.00							
RW-6	.363	.031	.33	3.41							
RW-6A	.363	.035	.61	3.50							
RW-7D	.422	.075	19.81	4.13							
RW-7B	.423	.055	4.49	3.30							
RW-7	.424	.035	.54	2.45							
RW-7A	.424	.047	1.87	3.29							
RW-7C	.424	.062	6.90	4.03							
RW-7E	.424	.085	31.15	5.10							
RW-8C	.480	.062	7.11	2.40							
RW-8D	.482	.075	15.03	3.38							
RW-8E	.484	.091	32.54	4.55							
RW-8F	.486	.115	91.47	6.33							
RW-8A	.487	.047	1.10	3.53							
RW-8B	.487	.055	2.33	3.85							
RW-8	.488	.035	.25	3.15							

Compression Spring Assortment

R-50 (111-850)

ASSORTMENT CONSISTS OF
 1 EACH OF THE 18" LONG
 SPRINGS




*Indicates carbon steel; All other items music wire

**Springs priced and sold individually, but may also be ordered in a box of this quantity.

R-45 (11-845)

ASSORTMENT
 CONSISTS OF
 2 EACH OF
 ABOVE 10"
 LONG SPRINGS

**COMPRESSION
 SPRING**



FORMULA TO CALCULATE LBS. PER INCH
 FOR ALL ALTERED SPRINGS

$$\frac{A \times B}{C} = D$$

- A = Catalog Free Length
- B = Rate in lbs. Per Inch, Per "A"
- C = Req'd Cut Free Length
- D = Lbs. Per Inch of Req'd Free Length

IN STOCK

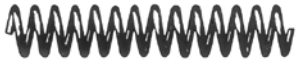
UTILITY SPRINGS



COMPRESSION SPRINGS • STEEL FIXTURE								
INCHES X 25.4 = mm				LBS. X .454 = kg				
O.D. Inches	Length Inches	Part Number	Wire Dia	Comp. rate per Inch Lbs.	Approx. Solid Height (in)	Finish	Type of Ends	No. per Box**
.078	.53	020-074 (G-74)	.012	6.10	.22	Oil	Plain	12
.078	.56	020-073 (G-73)	.011	3.48	.23	Oil	Plain	
.109	.81	020-076 (G-76)	.018	12.40	.31	Oil	Plain	
.109	.91	020-075 (G-75)	.018	9.89	.38	Oil	Plain	25
.120	.62	020-125 (G-125)	.016	6.60	.25	Plain	Squared	
.120	.75	020-126 (G-126)	.016	5.30	.30	Plain	Squared	
.172	.22	020-077 (G-77)	.012	.90	.11	Oil	Plain	12
.179	10.00	020-056 (G-56)	.014	.08	1.97	Oil	Plain	
.180	.75	020-127 (G-127)	.022	8.70	.28	Plain	Squared	25
.180	1.00	020-128 (G-128)	.022	6.50	.35	Plain	Squared	
.180	1.12	020-129	.022	5.80	.33	Plain	Squared	
.180	1.25	020-130	.022	5.20	.42	Plain	Squared	
.187	.94	020-084 (G-84)	.012	.29	.24	Oil	Plain	12
.235	10.00	020-055 (G-55)	.022	.32	2.44	Oil	Plain	
.240	1.00	020-131	.026	7.40	.31	Plain	Squared	25
.240	1.25	020-132	.026	5.90	.40	Plain	Squared	
.240	1.50	020-133	.026	4.90	.45	Plain	Squared	
.281	1.25	020-080 (G-80)	.040	17.50	.64	Oil	Plain	12
.281	1.31	020-079 (G-79)	.040	20.20	.56	Oil	Plain	
.281	2.06	020-098 (G-98)	.020	.31	.51	Plain	Squared	
.300	10.00	020-054 (G-54)	.022	.13	2.65	Oil	Squared	
.312	.88	020-085 (G-85)	.025 Ph. Bronze	2.60	.20	Plain	Squared	
.312	1.44	020-083 (G-83)	.028 Brass	.96	.67	Plain	Squared	
.312	1.97	020-081 (G-81)	.022	.66	.53	Oil	Squared	
.325	2.44	020-082 (G-82)	.032 Brass	1.40	.77	Oil	Squared	
.341	1.50	107-101 (WA-101)	.042	14.00	.65	Oil	Sq. & Gr.	25
.342	2.00	107-102 (WA-102)	.042	12.00	.84	Oil	Sq. & Gr.	
.342	2.50	107-103 (WA-103)	.042	8.00	1.03	Oil	Sq. & Gr.	
.343	1.00	107-100 (WA-100)	.042	20.00	.44	Oil	Sq. & Gr.	
.345	3.00	107-104 (WA-104)	.042	6.00	1.21	Oil	Sq. & Gr.	
.359	12.00	020-053 (G-53)	.048	2.20	5.63	Oil	Plain	
.360	1.50	020-134	.035	7.30	.42	Plain	Squared	
.360	1.75	020-135	.035	6.30	.45	Plain	Squared	
.360	2.00	020-136	.035	5.40	.56	Plain	Squared	
.375	.78	020-086 (G-86)	.040 Brass	7.30	.36	Plain	Sq. & Gr.	
.375	2.03	020-088 (G-88)	.047	10.50	.99	Oil	Sq. & Gr.	
.375	2.21	020-094 (G-94)	.062	42.00	1.15	Oil	Sq. & Gr.	
.375	11.50	020-052 (G-52)	.047	2.30	4.16	Oil	Plain	12
.437	2.00	020-093 (G-93)	.054	14.50	.97	Oil	Squared	
.437	2.56	020-071 (G-71)	.041	2.70	1.12	Oil	Squared	
.437	2.63	020-089 (G-89)	.047	6.60	.95	Oil	Sq. & Gr.	
.466	2.00	107-107 (WA-107)	.062	32.00	.92	Oil	Sq. & Gr.	
.466	3.50	107-110 (WA-110)	.062	18.00	1.50	Oil	Sq. & Gr.	
.468	1.50	107-106 (WA-106)	.062	42.00	.69	Oil	Sq. & Gr.	
.468	2.50	107-108 (WA-108)	.062	25.00	1.05	Oil	Sq. & Gr.	
.469	2.50	020-090 (G-90)	.054	11.40	.92	Oil	Sq. & Gr.	
.469	3.00	107-109 (WA-109)	.062	24.00	1.24	Oil	Sq. & Gr.	
.471	1.00	107-105 (WA-105)	.062	58.00	.49	Oil	Sq. & Gr.	
.500	.97	020-060 (G-60)	.072 Ph. Brass	59.50	.54	Plain	Sq. & Gr.	
.500	2.06	020-092 (G-92)	.047	5.40	.81	Oil	Squared	
.500	2.50	020-091 (G-91)	.062	18.00	1.00	Oil	Sq. & Gr.	
.515	12.00	020-051 (G-51)	.062	2.80	5.18	Oil	Plain	
.531	.91	020-087 (G-87)	.072 Ph. Bronze	56.00	.52	Plain	Squared	
.531	1.03	020-059 (G-59)	.105	491.00	.80	Oil	Sq. & Gr.	
.586	3.50	107-116 (WA-116)	.072	18.00	1.28	Oil	Sq. & Gr.	

**Springs priced and sold individually, but may also be ordered in a box of this quantity.

Specials Quoted Upon Request



UTILITY SPRINGS

IN STOCK

COMPRESSION SPRINGS • STEEL FIXTURE								
INCHES X 25.4 = mm LBS. X .454 = kg								
O.D. Inches	Length Inches	Part Number	Wire Dia	Comp. rate per Inch Lbs.	Approx. Solid Height (in)	Finish	Type of Ends	No. per Box**
.590	2.19	020-069 (G-69)	.041	3.80	.38	Oil	Squared	12
.591	2.50	107-114 (WA-114)	.072	26.00	.92	Oil	Sq. & Gr.	
.591	4.00	107-117 (WA-117)	.072	16.00	1.60	Oil	Sq. & Gr.	
.592	1.00	107-111 (WA-111)	.072	57.00	.42	Oil	Sq. & Gr.	
.593	3.00	107-115 (WA-115)	.072	20.00	1.07	Oil	Sq. & Gr.	
.594	2.00	107-113 (WA-113)	.072	32.00	.81	Oil	Sq. & Gr.	
.595	1.50	107-112 (WA-112)	.072	34.00	.59	Oil	Sq. & Gr.	
.625	2.84	020-068 (G-68)	.080	31.00	1.08	Oil	Sq. & Gr.	6
.625	11.50	020-050 (G-50)	.054	1.00	3.65	Oil	Plain	
.687	4.06	020-067 (G-67)	.105	53.70	1.95	Oil	Sq. & Gr.	12
.734	12.00	020-049 (G-49)	.080	3.50	4.97	Oil	Plain	3
.750	2.63	020-072 (G-72)	.105	72.00	1.17	Oil	Sq. & Gr.	12
.843	1.09	020-070 (G-70)	.080 Brass	15.40	.44	Plain	Sq. & Gr.	
.858	2.59	020-066 (G-66)	.135	158.00	1.35	Plain	Sq. & Gr.	
.875	2.00	020-065 (G-65)	.120	108.00	1.01	Oil	Sq. & Gr.	
.875	3.06	020-064 (G-64)	.091	20.50	1.09	Oil	Sq. & Gr.	3
.875	10.00	020-048 (G-48)	.080	3.40	3.00	Oil	Plain	
.875	12.00	020-047 (G-47)	.105	8.00	5.23	Oil	Plain	
.935	2.03	020-063 (G-63)	.080	15.70	.64	Oil	Sq. & Gr.	12
1.015	2.56	020-062 (G-62)	.120	55.44	1.15	Oil	Sq. & Gr.	
.156x.281	.50	020-078 (G-78)	.013	.80	.07	Plain	Squared	
.531x1.031x.859	3.50	020-061 (G-61)	.051	1.80	.71	Plain	Sq. & Gr.	
.625x.750	1.00	020-058 (G-58)	.080 Brass	31.00	.51	Plain	Sq. & Gr.	
.656x.937	.94	020-057 (G-57)	.057 Ph. Bronze	6.00	.30	Plain	Squared	

**Springs priced and sold individually, but may also be ordered in a box of this quantity.

Order by part number



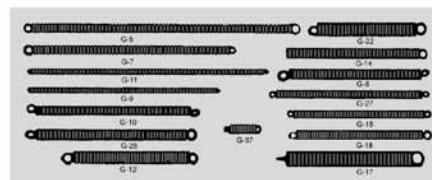
EXTENSION SPRINGS • STEEL FIXTURE									
INCHES X 25.4 = mm LBS. X .454 = kg									
O.D. Inches	Length Inches	Part Number	Wire Dia (in)	Reference Extension Length (in)	Approx. Load @ Reference Length (Lbs.)	Spring Rate (in/lbs)	Finish	Types of Ends	No. per Box**
.120	.63	020-137	.016	1.1	1.69	3.20	Zinc Plate	Full Loops	25
.120	.75	020-138	.016	1.3	1.90	2.80	Zinc Plate	Full Loops	25
.120	.87	020-139	.016	1.6	1.74	2.00	Zinc Plate	Full Loops	25
.180	.98	020-140	.022	1.9	2.77	2.74	Zinc Plate	Full Loops	25
.187	.98	020-042 (G-42)	.014	1.5	.14	.17	Oil	Plain Ends	12
.180	1.10	020-141	.022	2.1	2.97	2.57	Zinc Plate	Full Loops	25
.234	1.10	020-040 (G-40)	.020	1.6	.53	.69	Oil	Full Loops	12
.180	1.26	020-142	.022	2.4	2.80	2.06	Zinc Plate	Full Loops	25
.240	1.38	020-143	.026	3.0	3.21	1.71	Zinc Plate	Full Loops	25
.240	1.50	020-144	.026	3.0	2.90	1.66	Zinc Plate	Full Loops	25
.240	1.73	020-145	.026	3.9	3.21	1.26	Zinc Plate	Full Loops	25
.156	2.01	020-035 (G-35)	.020 Brass	2.8	.74	.51	Plain	Full Loops	12
.250	4.02	020-020 (G-20)	.028	5.0	1.15	.63	Oil	Full Loops	12
.156	6.61	020-011 (G-11)	.026	8.6	3.47	1.20	Oil	Full Loops	12
.172	9.06	020-008 (G-8)	.028	11.1	3.50	1.03	Oil	Full Loops	12

**Springs priced and sold individually, but may also be ordered in a box of this quantity.

EXTENSION SPRING ASSORTMENT

R-35 (020-835)

- (2) G-5 (2) G-9 (2) G-12 (2) G-8 (2) G-18
- (2) G-7 (2) G-10 (2) G-22 (2) G-27 (2) G-17
- (2) G-11 (2) G-28 (2) G-14 (2) G-15 (2) G-37



UTILITY SPRINGS



EXTENSION SPRINGS • STEEL FIXTURE									
O.D. Inches	Length Inches	Part Number	Wire Diameter	Reference Extension Length (in)	Approx. Load @ Reference Length (Lbs.)	Rate Per Inch Lbs.	Finish	Types of Ends	No. per Box**
.296	1.06	020-039 (G-39)	.040 Brass	1.2	2.6	7.82	Plain	Full Loops	12
.344	1.34	020-037 (G-37)	.048	1.7	8.5	16.10	Oil	Half Loops	12
.360	1.50	020-146	.037	3.1	5.9	3.25	Zinc Plate	Full Loops	25
.500	1.61	020-034 (G-34)	.080	1.9	26.1	72.23	Oil	Half Loops	12
.360	1.73	020-147	.037	3.8	6.1	2.63	Zinc Plate	Full Loops	25
.718	1.77	020-095 (G-95)	.105	2.3	57.0	89.99	Oil	Half Loops	12
.360	2.01	020-148	.037	4.4	6.0	2.11	Zinc Plate	Full Loops	25
.750	2.36	020-032 (G-32)	.105	2.8	29.5	39.00	Oil	Half Loops	12
.750	2.52	020-033 (G-33)	.080	3.5	14.3	10.28	Oil	Half Loops	12
.375	3.19	020-019 (G-19)	.041	4.2	3.3	1.77	Oil	Full Loops	12
.687	3.66	020-099 (G-99)	.105	4.2	31.0	31.98	Oil	Half Loops	6
.718	3.78	020-024 (G-24)	.105	5.0	44.3	28.09	Oil	Half Loops	12
.734	3.98	020-023 (G-23)	.062	4.7	2.7	1.66	Oil	Full Loops	12
.484	4.37	020-022 (G-22)	.062	6.4	14.0	4.85	Oil	Half Loops	12
.313	4.92	020-026 (G-26)	.041	6.5	3.9	1.83	Oil	Full Loops	12
.437	5.12	020-028 (G-28)	.062	6.1	10.3	5.71	Oil	Full Loops	12
.531	5.24	020-025 (G-25)	.062	6.3	8.5	5.02	Black Dykem	Swiv. Loops	12
.242	5.28	020-018 (G-18)	.041	6.3	6.7	4.28	Oil	Full Loops	12
.344	5.28	020-027 (G-27)	.047	7.3	7.3	2.63	Oil	Full Loops	12
.562	5.35	020-013 (G-13)	.080	6.3	16.8	9.02	Oil	Half Loops	12
.375	5.39	020-014 (G-14)	.054	6.4	7.7	4.05	Oil	Full Loops	12
.546	5.47	020-012 (G-12)	.080	7.5	24.0	9.99	Oil	Full Loops	12
.875	5.67	020-029 (G-29)	.120	6.7	35.0	17.76	Oil	Half Loops	6
.250	5.71	020-017 (G-17)	.028	8.0	1.7	.46	Oil	Full Loops	12
.297	5.75	020-015 (G-15)	.047	6.7	5.8	4.11	Oil	Full Loops, Side	12
.265	6.06	020-016 (G-16)	.035	7.0	2.3	1.08	Oil	Full Loops, Side	12
.328	6.42	020-010 (G-10)	.035	7.4	1.3	.51	Oil	Full Loops	12
.437	6.42	020-009 (G-9)	.047	8.3	4.2	1.08	Oil	Full Loops	12
1.250	7.20	020-104	.207	8.2	162.7	87.65	Oil	Half Loops	2
1.062	7.72	020-030 (G-30)	.135	8.7	30.0	12.22	Oil	Half Loops	6
1.000	8.03	020-031 (G-31)	.105	10.0	16.7	3.88	Oil	Half Loops	3
.343	8.11	020-007 (G-7)	.047	9.1	4.5	1.71	Oil	Full Loops	12
1.812	8.19	020-105	.250	10.2	194.1	64.07	Oil	Half Loops	2
1.125	9.69	020-100 (G-100)	.148	10.7	35.5	13.48	Oil	Half Loops	6
.875	9.80	020-001 (G-1)	.091	12.8	11.5	2.17	Oil	Half Loops	3
.812	9.84	020-002 (G-2)	.072	11.9	5.6	.74	Oil	Half Loops	3
.359	9.88	020-005 (G-5)	.054	12.9	11.0	2.51	Oil	Full Loops	12
.500	9.88	020-004 (G-4)	.062	10.9	6.5	1.71	Oil	Full Loops	12
.375	10.00	020-006 (G-6)	.047	13.0	5.3	1.31	Oil	Full Loops	12
.625	10.00	020-003 (G-3)	.072	13.0	8.8	1.83	Oil	Full Loops	6
1.250	11.69	020-101 (G-101)	.162	14.7	66.0	13.02	Oil	Half Loops	6
1.375	13.66	020-102 (G-102)	.177	14.6	27.0	15.02	Oil	Half Loops	6
1.560	15.59	020-103 (G-103)	.207	17.7	78.7	16.05	Oil	Half Loops	6
.437	15.87	020-156	.072	16.9	11.7	3.71	Oil	Full Loops	12
.375	15.91	020-154	.054	16.9	5.0	1.31	Oil	Dbl. Loops	12
.296	15.98	020-152	.041	17.0	2.6	.63	Oil	Dbl. Loops	12
.344	15.98	020-153	.047	18.0	3.7	.86	Oil	Dbl. Loops	12
.421	15.98	020-155	.062	17.0	6.9	2.23	Oil	Dbl. Loops	12

**Springs priced and sold individually, but may also be ordered in a box of this quantity.

MACHINERY BRAKE & SHEAR SPRINGS

* The following part numbers identify certain standard springs described in the table above that are of oil-tempered carbon steel and specially suited to heavy duty-extension spring use. G - 29, G - 30, G - 99, G - 100, G - 101, G - 102, and G - 103 are *flagged with an asterisk to simplify finding them.*

Specials Quoted Upon Request

UTILITY SPRINGS



This is the baby of our general maintenance assortment. So when a larger stock of springs are not needed, have our midget assortment in its enameled steel case ready in each department for quick application. Kit contains 105 of 18 different extension & compression springs.

105 MIDGET SPRINGS ASSORTMENT • NO. 020-801										
O.D. Inches	Length Inches	Part Number	Wire Diameter	Reference Extension Length (in)	Approx. Load @ Reference Length (Lbs.)	Rate Per Inch Lbs.	Finish	Type of Ends	Asst. Qty.	No. per Box**
.156	2.01	020-035 (G-35)	.020 Brass	2.795	.740	.51	Plain	Full Loops	10	12
.187	.98	020-042 (G-42)	.014	1.496	.139	.17	Oil	Plain Ends	5	
.234	1.10	020-040 (G-40)	.020	1.614	.531	.69	Oil	Full Loops	5	
.250	4.02	020-020 (G-20)	.028	5.000	1.151	.63	Oil	Full Loops	10	
.250	5.71	020-017 (G-17)	.028	7.953	1.679	.46	Oil	Full Loops	10	
.328	6.42	020-010 (G-10)	.035	7.441	1.311	.51	Oil	Full Loops	10	
.375	3.19	020-019 (G-19)	.041	4.173	3.251	1.77	Oil	Full Loops	9	
.437	5.12	020-028 (G-28)	.062	6.142	10.299	5.71	Oil	Full Loops	5	
.437	6.42	020-009 (G-9)	.047	8.346	4.200	1.08	Oil	Full Loops	5	
.484	4.37	020-022 (G-22)	.062	6.378	14.000	4.85	Oil	Half Loops	5	
.546	5.47	020-012 (G-12)	.080	7.480	24.000	9.99	Oil	Full Loops	4	

O.D. Inches	Length Inches	Part Number	Wire Diameter	Comp. Rate Per Inch Lbs.	Approx. Solid Height (in)	Finish	Type of Ends	Asst. Qty.	No. per Box**
.281	1.31	020-079 (G-79)	.040	20.20	.56	Oil	Plain	5	12
.312	1.97	020-081 (G-81)	.022	.66	.53	Oil	Squared	5	
.375	.78	020-086 (G-86)	.040 Brass	7.30	.36	Plain	Sq. & Gr.	6	
.375	11.50	020-052 (G-52)	.047	2.30	4.16	Oil	Plain	3	
.625	11.50	020-050 (G-50)	.054	1.00	3.65	Oil	Plain	3	6
.875	10.00	020-048 (G-48)	.080	3.40	3.00	Oil	Plain	1	3
.531x1.031x.859	3.50	020-061 (G-61)	.051	1.80	.71	Plain	Sq. & Gr.	4	12

**Springs priced and sold individually, but may also be ordered in a box of this quantity.



For the small compression spring requirements, these 12 engineered sizes in quantities of 25 each make this assortment the perfect helper.

300 COMPRESSION SPRINGS ASSORTMENT • NO. 020-802								
O.D. Inches	Length Inches	Part Number	Wire Diameter	Comp. Rate per Inch Lbs.	Approx. Solid Height (in)	Finish	Type of Ends	No. per Box**
.12	.62	020-125	.016	6.6	.25	Plain	Squared	25
	.75	020-126		5.3	.30			
.18	.75	020-127	.022	8.7	.28			
	1.00	020-128		6.5	.35			
	1.12	020-129		5.8	.33			
	1.25	020-130		5.2	.42			
	1.00	020-131		7.4	.31			
.24	1.25	020-132	.026	5.9	.40			
	1.50	020-133		4.9	.45			
	1.50	020-134		7.3	.42			
.36	1.75	020-135	.035	6.3	.45			
	2.00	020-136		5.4	.56			

**Springs priced and sold individually, but may also be ordered in a box of this quantity.

Commitment to Quality & Customer Satisfaction

Dayton Lamina is a leading manufacturer of tool, die and mold components for the metal-working and plastics industries. As a customer-focused, world-class supplier of choice, we provide the brands, product breadth, distribution network and technical support for all your metal forming needs.

Our goal is to give our customers the most innovative and value-added products and services.



DAYTON Lamina™

a MISUMI Group Company



Lamina® LEMPCO

*Dayton Lamina's line of Danly products is available only to North America.

www.daytonlamina.com