


SUPRENT **men**

SUPRENT **men**

BEARD TRIMMER
BT575BX

BRAND STORY

If you need a more detailed
multilingual manual version
(US/CA/EU/UK/JP), please scan
the following official QR code



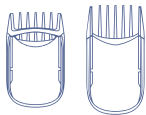
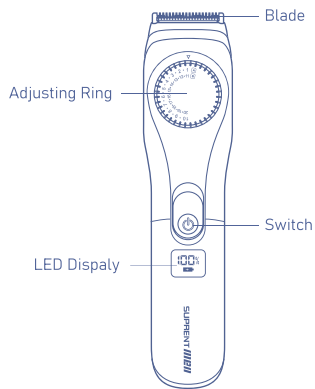
Haircare, We Care

SUPRENT® has been specializing in haircare appliances since 2015, loved by more than 5 million users worldwide. We care haircare and what you care. Your 101% satisfaction will be our permanent motivation!

USER MANUAL

HAIRCARE

SPECIFICATIONS



Guide Comb*2



USB Cable

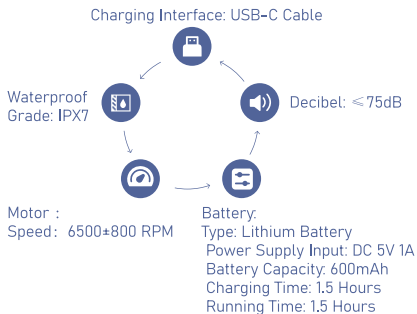


Oil



Cleaning Brush

BASIC PARAMETERS



PRODUCT DESCRIPTION

- 1 Fully charge the trimmer before you use it for the first time or after not using it for a long period (When charging, please use a power adapter with an output voltage not higher than 5V 1A).
- 2 The waterproof grade of the trimmer is IPX7. It is accepted to wash the whole product. In addition, avoid splashing the power interface when flushing. After rinsing, wipe with a clean cloth and store in a dry and well-ventilated place.

- 3 Install and remove the guide comb. Make sure the trimmer is turned off before you install or remove the guide comb. Adjust the adjusting ring to the number 1, and then remove the comb as figure 1 and install the comb as figure 2.



figure 1



figure 2

- 4 Install and remove the cutter head. Make sure the trimmer is turned off before you install or remove the cutter head. Remove the cutter head as the figure 3, and install the cutter head as the figure 4.

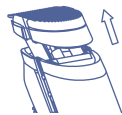


figure 3



figure 4

- 5 When the charging indicator blinks, it indicates that the trimmer is charging. When the charging indicator is steady on, it indicates that the battery is fully charged.
- 6 The width of the cutter head is 3.3cm. It can be trimmed to a minimum of 0.5mm and a maximum of 20mm.
- 7 To avoid potential problems such as loud noise or high temperature during use, we recommend dripping a small amount of oil on the blade head after using 3 to 5 times. We also advise replacing the blade head once a year to improve your user experience.

WARRANTY AND SERVICE

Warranty Description

From the date of purchase, the main part of the product can enjoy a one-year warranty service (excluding accessories). Product failures due to accidental damage, unauthorized repairs, improper storage and other man-made damage are not covered by the warranty.

After-sales Service

If you have any query about our products, please feel free to contact us.

Contact Info	
SUPRENT After-sales Service	support@suprent.com
Official Website	www.suprent.com
Social Medias	Facebook: @suprentinfo Instagram: @suprent_official
Amazon Customer Service	Amazon's home page--At the bottom--Help--Need more help--Contact Us
Amazon Returns or Replace Items	Amazon's home page--Ham-burger button-- Menu--Your orders--Find our products--Order details--Need help with your item--Return or replace items