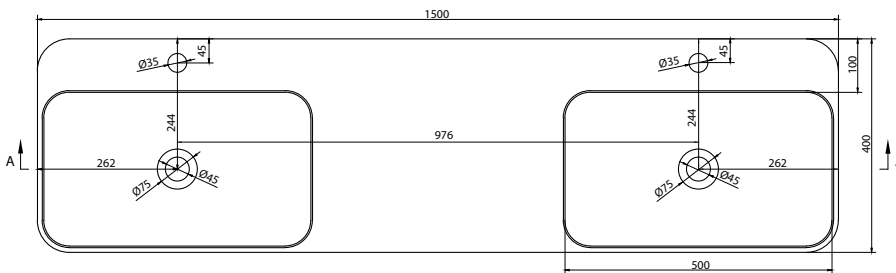


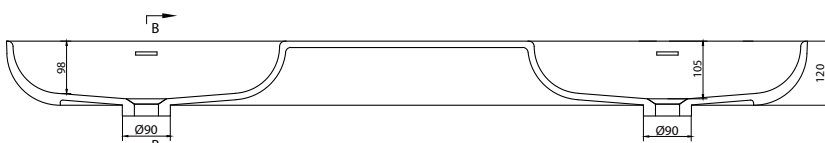


NIAGARA WM 150DB WALL MOUNT WASHBASIN

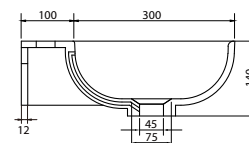
ART. NO.: 1003975 | ROUNDED RECTANGLE



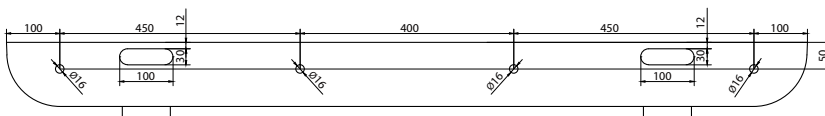
TOP VIEW



SECTION A-A



SECTION B-B



REAR VIEW

SPECIFICATIONS

MATERIAL

INFINITE[®] Solid Surfaces

AVAILABLE COLORS



PRODUCT SIZE

L1500 x D400 x H140mm

GROSS/NET WEIGHT

32.5kg / 24.5kg

WATER CAPACITY

22.0L

REMARKS

Not Include Waste Pipe

ACCESSORIES LIST



9000060
Pop-Up Drainage



9000090
Magic Sponge 1pc



9000283
M8 Screws 4pc

*OPTIONAL



9000018
Chrome Waste Drainage