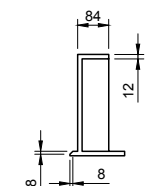
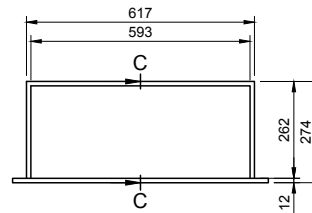
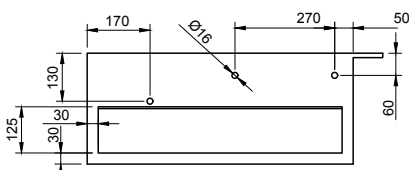
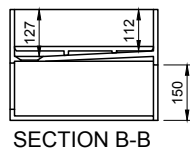
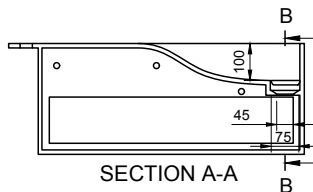
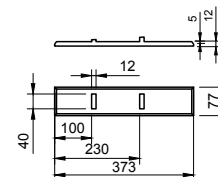
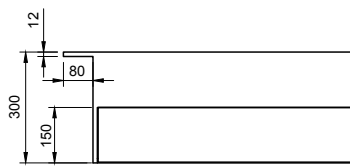
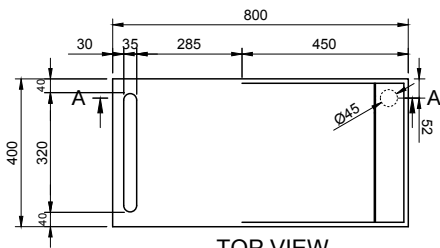




# CHRISTIANSRAND WM 80R W/DRAWER WALL MOUNT WASHBASIN

ART.NO.: 1003650 | RECTANGLE



## SPECIFICATIONS

### MATERIAL

INFINITE<sup>®</sup> Solid Surfaces

### AVAILABLE COLORS



### PRODUCT SIZE

L800 x D400 x H300mm

### GROSS/NET WEIGHT

36.0kg / 32.0kg

### WATER CAPACITY

9.0L

### REMARKS

Not Include Waste Pipe

## ACCESSORIES LIST



9000173  
Open Drain



9000090  
Magic Sponge 1pc



9000283  
M8 Screws 3pc

### \*OPTIONAL



9000018  
Chorme Waste Drainage