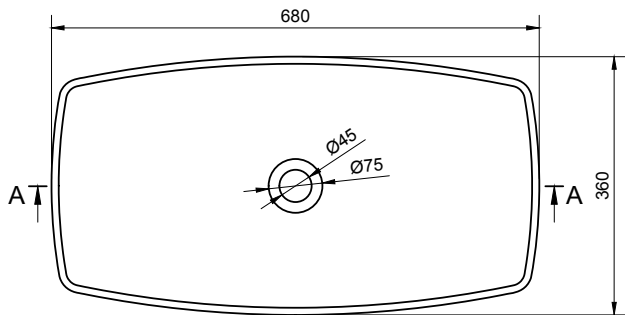


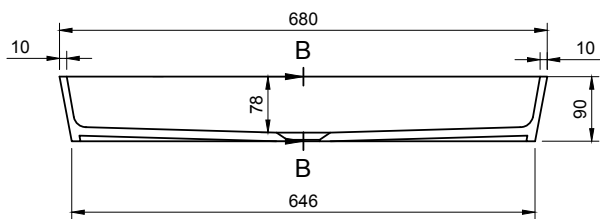


# PALERMO 68 OVERCOUNTER WASHBASIN

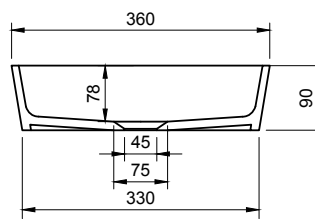
ART. NO.: 1003008 | ROUNDED RECTANGLE



TOP VIEW



SECTION A-A



SECTION B-B

## SPECIFICATIONS

**MATERIAL**

INFINITE<sup>®</sup> Solid Surfaces

**AVAILABLE COLORS**



**PRODUCT SIZE**

L680 x D360 x H90mm

**GROSS/NET WEIGHT**

10.0kg / 7.0kg

**WATER CAPACITY**

11.5L

**REMARKS**

Not Include Waste Pipe

## ACCESSORIES LIST



9000010  
Pop-Up Drainage



9000090  
Magic Sponge 1pc

**\*OPTIONAL**



9000018  
Chorme Waste Drainage