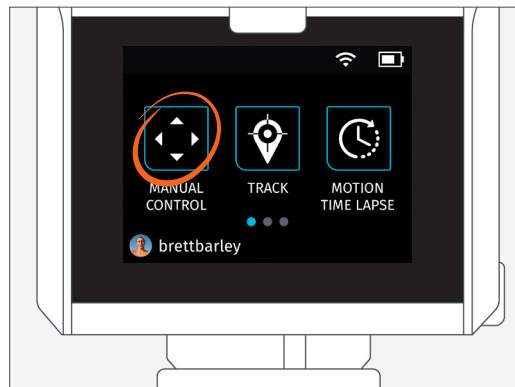


MANUAL CONTROL APP

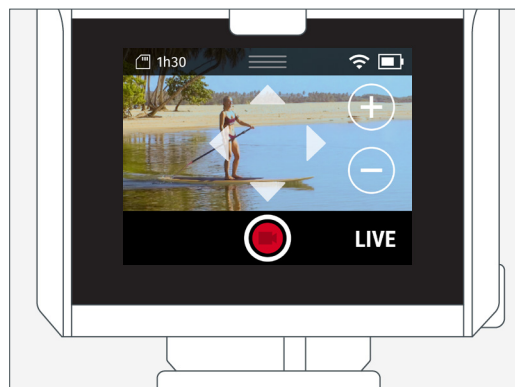
1. Home Screen

Within the Home Screen, tap **MANUAL CONTROL** to enter the Manual Control App.



2. Pan, Tilt and Zoom

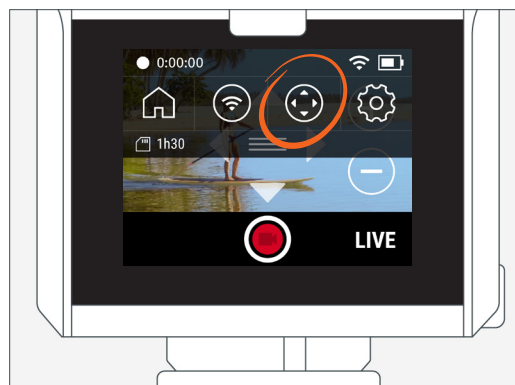
Adjust the camera's framing by tapping on the pan, tilt, and zoom (in/out) controls.



3. Preview the Frame

Tap anywhere else on the viewfinder to hide the controls and status bar.

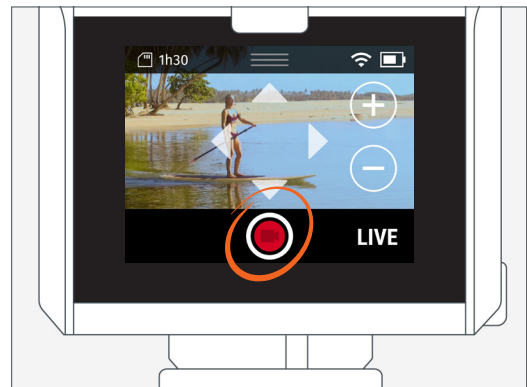
You can also hide only the controls via the dropdown menu.



4. Start/Stop Recording

Tap the Record button to start recording.

Tap the same button to stop recording.



5. Start and Stop Live Streaming

Tap the LIVE button.

