

Head Accessories Instructions

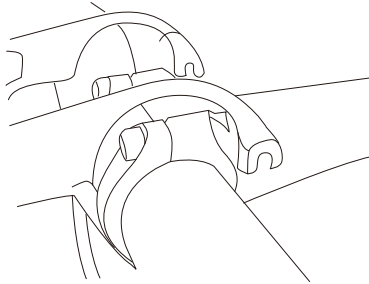
HA-S002

- CNC Machined
- Double ultra light alloy special clamp

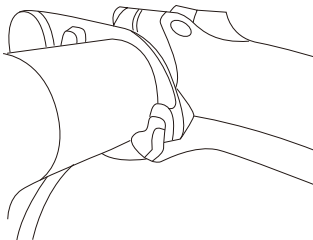
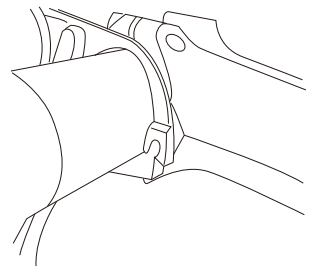
- ▶ Material:AL 6061-T6
- ▶ For Ø31.8 handlebars
- ▶ Ø26 carbon tube for computer mount
- ▶ Weight: 32g/pcs

1 Release the two lower cap screws and remove the lower cap.

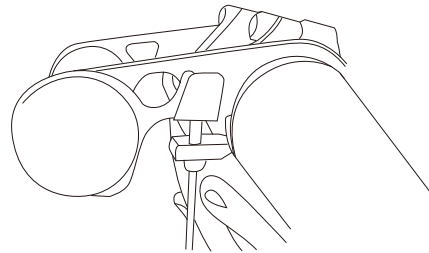
2 Hook the body onto handlebar.



3 Slide both sides of lower cap to body.



4 Use 3mm allen key to fasten the screws on both sides, max. torque: 3Nm.



使用說明書

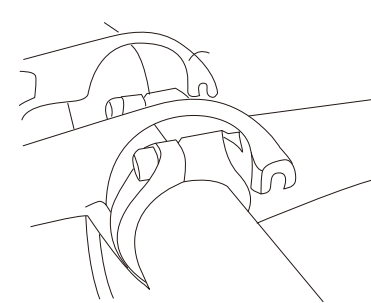
HA-S002

- CNC精密製造
- 獨家設計雙片型超輕固定夾

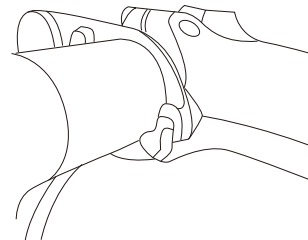
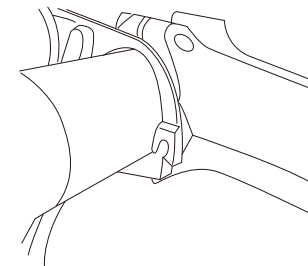
- ▶ 材質6061-T6鋁合金
- ▶ Ø31.8 車把手
- ▶ Ø26 碳纖維材質碼表架
- ▶ 重量: 32克/個

1 將兩側下蓋螺絲鬆開並且移除下蓋。

2 將本體勾在車把手上。



3 將兩側下蓋由側邊扣入本體。



4 將兩側螺絲用3mm六角扳手均勻鎖緊，最大扭力3N.m。

