



## Heat & Mix: Handsfree Resin Mixing Station

# User Guide

### Components

Power Switch

DC Power Input Port

Touch Panel

Cover

Rollers

Heater Module

Temperature Sensor

### Specifications

Product Dimensions (W x D x H) : 20.0 x 41.6 x 19.2 cm

Power Requirement : 24V  $\approx$  5A

Rated Power : 100 W

Weight : 4.5 kg

Maximum Heater Temperature : 50 °C

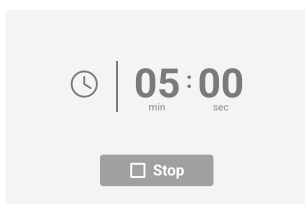
Maximum Compatible Resin Bottle Size (Ø x L) :

9.5 x 22.5 cm

## 01 Features

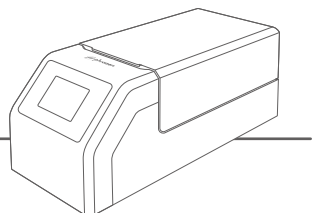


Quick Shake

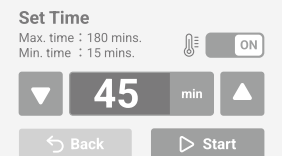


### 1 Quick Shake

Use this feature to mix the resin for 5 minutes without heating.



Heat & Shake



### 2 Heat & Shake

Use this feature to heat and mix the resin for a set time. The heater is set to **ON** by default.

- Minimum set time: 15 minutes
- Maximum set time: 180 minutes
- Adjusting interval: 15 minutes
- Max heating temperature: 50 °C



Constant Shake

### Constant Shake



### 3 Constant Shake

Use this feature to mix the resin for 6 hours without heating.

## ⚠ PRECAUTIONS

### Before Use

- For first-time use, ensure all functions are normal.
- Keep the machine and its accessories away from children and pets.
- Ensure the machine is used in a well-ventilated environment, with the ventilation holes at the bottom clear.
- Keep the machine away from heat, flames, or flammable materials.
- Keep the machine away from water, and avoid using it in a humid environment.
- If the power cord is damaged, replace it before using the machine.
- Do not use plugs or sockets with foreign objects, moisture, or dirt to avoid poor contact or short circuits.
- Before placing the resin bottle, ensure it is tightly sealed to prevent any resin leakage into the machine. Please note that any damage caused by resin leakage will not be covered under warranty.
- The included power cord set packaged with the main unit cannot be used with electrical equipment other than the specified device.

### During Use

- In case of emergency, immediately turn off the machine's power.
- Always keep the cover closed to prevent foreign objects from entering.
- Ensure the internal chamber is free of foreign objects during use to prevent obstruction of operation.
- Do not touch the heating module to avoid burns.
- Do not use chemical cleaners to clean the screen.
- Do not strike or hit the machine forcefully.
- Do not use sharp objects to hit the screen.
- Do not bundle the power cords to avoid heat accumulation.
- Do not step on or squeeze the power cords.

### After Use

- Turn off the power before touching the plug.
- Ensure your hands are dry when contacting the plug or switch.
- Do not modify the machine yourself.
- If the machine is unused for an extended period, unplug and store it properly.
- If any defects, damage, malfunctions, or abnormalities are found, contact the original reseller or Phrozen customer service, and do not attempt to repair it yourself.
- It is normal to notice white marks on the rollers after use. You can clean them with alcohol to maintain the unit's cleanliness.



Help Center



Facebook



YouTube



Instagram

