

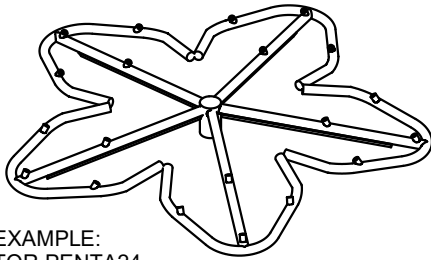
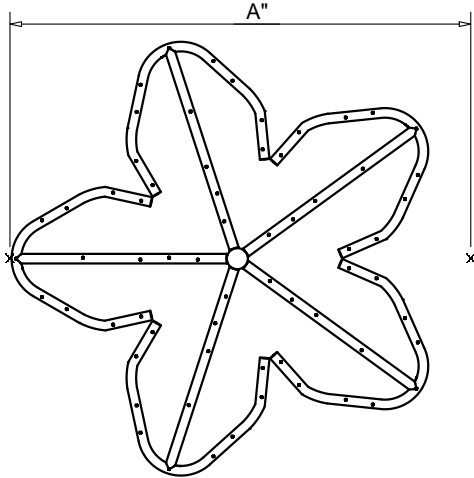


**FIRE INSPIRED<sup>®</sup>**

**Hearth Products Controls Co**  
**OUTDOOR USE ONLY**

**FOR COMMERCIAL AND RESIDENTIAL USE**

HEARTH PRODUCTS CONTROLS  
 2225 LYONS RD.  
 MIAMISBURG, OH 45342  
 TOLL FREE: 877.585.9800  
 PHONE: 937.436.9800  
 www.hpcfire.com



EXAMPLE:  
 TOR-PENTA24

MODEL NUMBER		SIZE (A")	RECOMMENDED BTU		HUB SIZE
			PENTA	TORPEDO	
TOR-	PENTA12	12"	65K	100K	1/2"
TOR-	PENTA18	18"	125K	175K	1/2"
TOR-	PENTA24	24"	200K	250K	1/2"
TOR-	PENTA30	30"	250K	300K	3/4"
TOR-	PENTA36	36"	300K	350K	3/4"
TOR-	PENTA48	48"	300K	350K	3/4"

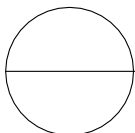
\*FOR TORPEDO BURNERS ADD TOR-

**Material:**

1. ALL BURNERS ARE 304 STAINLESS STEEL

**Notes:**

1. FOR USE WITH FIXED PIPING SYSTEMS ONLY.
2. ALL ENCLOSURES REQUIRE 4 each 18 SQ/IN VENTS ON OPPOSING SIDES AND ADEQUATE DRAINAGE.
3. RESIDENTIAL GAS PRESSURE ONLY
  - Natural Gas: Supply Pressure: Minimum: 3.5" W.C.; Maximum: 7.0" W.C.
  - LP Gas: Supply Pressure: Minimum: 8" W.C.; Maximum: 11.0" W.C.
4. MODIFICATION OF PRODUCT WILL VOID ANY WARRANTY.
5. FOLLOW ALL MANUFACTURER INSTALLATION INSTRUCTIONS AND LOCAL CODES.
6. ALL DIMENSIONS ARE CONSIDERED TRUE AND REFLECT MANUFACTURER'S SPECIFICATIONS AS OF THE REVISION DATE.
7. DO NOT SCALE DRAWING.
8. THESE DRAWINGS ARE FOR SIZING AND PLANNING PURPOSES. ALL INFORMATION CONTAINED HEREIN WAS CURRENT AT THE TIME OF DEVELOPMENT. THE MANUFACTURER'S RESPONSIBLE FOR THE ACCURACY OF THE DRAWING.



PENTA BURNERS



REVISION DATE 7/6/2021