

USER MANUAL



32°N

THE FIRST (AND ONLY)
ADAPTIVE SUNGLASSES

HAPPY TO MEET YOU, WE ARE 32°N SUNGLASSES

Before we begin, please notice:



DO NOT wear 32°N sunglasses while driving



DO NOT use 32°N sunglasses if broken or damaged



32°N sunglasses are not waterproof. Keep 32°N sunglasses and the charging cable away from water (e.g., swimming pools, sea, or liquids)

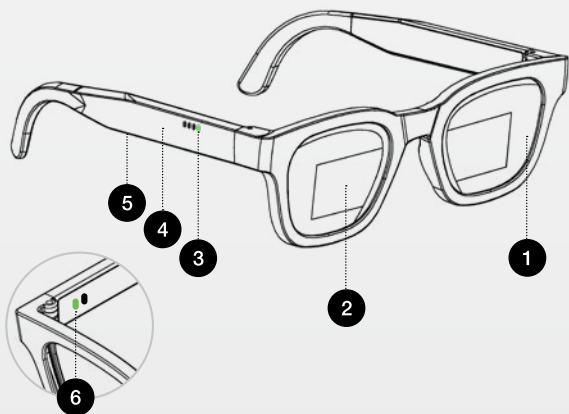


Use only with the charging cable provided by **DEEPOPTICS**



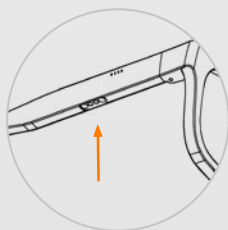
32°N sunglasses do not protect your eyes from direct sunlight or other direct UV light source (e.g., solarium, tanning beds)

GET TO KNOW YOUR 32°N SUNGLASSES



- 1 Liquid crystal lens
- 2 Active area
- 3 Outer LED
- 4 Swipe area
- 5 Charging port
- 6 Inner LED

Charging



32°N Charging port



Charging cable

1 SETTING UP

Download the 32°N mobile application (the app) to activate, pair and calibrate your 32°N sunglasses.



2 ACTIVATION

Enter your registered email & the activation code provided with your glasses

XXXX-XXXX-XXXX-XXXX

Location is needed to allow the glasses to connect to the app.

Don't worry, the location data is not stored in the app.



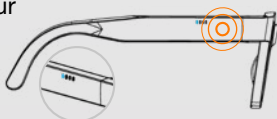
3 BLUETOOTH & PAIRING



- To pair your 32°N sunglasses to your phone, turn ON the Bluetooth on your phone
- 3 taps on the right temple will turn on your 32°N Bluetooth
- A blue LED will blink on the right temple, indicating that your 32°N sunglasses are ready to pair with your device
- That's it, now follow the instructions on the app



1..2..3..



4 CHOOSE YOUR READING MODE

1. READING MODE

Lens ON

- Swipe backward on the right temple to switch from sunglasses to reading mode
- The inner green LED will flash while switching to reading mode
- The inner green LED will stay on as long as the glasses are in reading mode



Lens OFF

- Swipe backward again to switch back to sunglasses mode
- The inner green LED will flash while switching off the reading mode
- There will be no indication when the reading mode is turned off



2. GLANCE MODE

Glance mode ON

For a fast glance reading

- Put entire hand on the right side of the glasses for using the reading sunglasses mode.

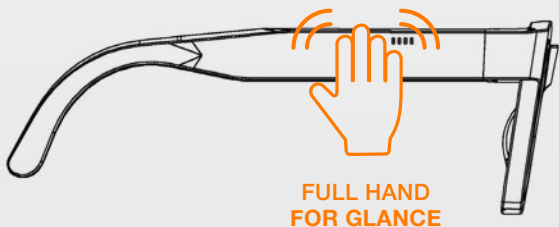
The inner green LED light will flash while the reading mode is being activated and the light will remain while reading mode in ON.

The green LED light will flash when the lens turns off

- Keep your hand on the right side of the glasses as long as you want to use the reading mode

Glance mode OFF

- Let go to return to regular sunglasses mode



5 CLEANING INSTRUCTIONS

- After each use, wipe both sides of the lenses and all parts of the frame with the cloth provided or a dry cloth
- Do not use any sprays, solvents, chemicals, or cleaning solutions containing alcohol, ammonia or abrasives
- Do not allow liquids to spill into any openings
- Clean the cloth by hand with cold water and hang to dry

6 BATTERY INDICATION

Battery indication

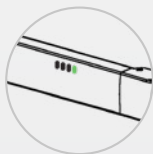
To find out what's the battery status:

Swipe forward on the right temple.

The outer LEDs will indicate the battery level.

Battery indication light:

- Fully charged
- Semi charged
- Need to be charged



Low battery indication while ON

While using the reading mode, an inner red LED will flash FOR A SHORT PERIOD EVERY 5 MINUTES when your glasses need to be recharged.

Battery indication while charging

While recharging, the light color will indicate the battery level.

- * When the glasses are not in reading mode, the battery is not in use (and the LED light will stay off)

7 FOLDING THE 32°N SUNGLASSES

The correct order to close the 32°N sunglasses is folding the right temple and then the left.



Come say hello!
[@32neyewear](#)

Please contact us
if you need any further information:
support@32northglasses.com

DEEPOPTICS

WWW.DEEPOPTICS.COM