



FRAG0441

# RECIPE - HEART PILLAR CANDLE MISTLETOE KISSES IN HPM



# CANDLE SHACK

## WHAT YOU WILL NEED

[1x Heart - Pillar Candle Mould](#)

[12,9g of Mistletoe Kisses Fragrance Oil](#)

[417,1g of HPM Wax](#)

[1x LX10 Wick \(250mm\)](#)

[1x 2,5mm Diameter Metal Rod](#)

1x Blu Tack

1x Lolly Stick



## THE STEP-BY-STEP PROCESS

### STEP 1

Insert the wick rod into the wick hole and seal it at the base of the pillar mould with Blu Tack.

### STEP 2

Melt HPM wax at 75°C.

### STEP 3

Once the wax is fully melted, add your fragrance and stir it for around 1 minute until the mixture is homogeneous.

### STEP 4

Slowly pour it into your mould to your desired height.

### STEP 5

Place the wick rod through the wick rod centring tool to keep the rod centred.

### STEP 6

Leave your wax to solidify and when it has fully set, usually after around 2,5 hours, remove the wick rod centring tool and top up your candle to fill any dip that may have formed.

### STEP 7

When the candle has fully set, around 5 hours after the initial pour, carefully remove the wicking rod and pop the candle out of the mould.

### STEP 8

Thread the pre-waxed wick through the hole and push the sustainer into the base of the candle.

### STEP 9

Melt the bottom of the candle on a hot baking tray to give a flat and level base.

### STEP 10

Let the candle cure for 48 hours and trim the wick to 5mm before lighting it.

# CANDLE SHACK

Candleshack Ltd, Unit A, West Carron Works,  
Stenhouse Road, Carron, Stirlingshire, FK2 8DR

Date of Report: 03/10/23

Testing Period: 02/10/2023 - 03/10/2023

Sample Ref	PIL0009F	No. of Samples	3
Candle Name	Heart Pillar Candle, 3% in HPM		
Description	430g Mineral Blend Wax Fragranced Candle		
Fragrance	Mistletoe Kisses	Weight per candle	12.9g
Wax	HPM Wax	Weight per candle	417.1g
Colour	White	Height	205mm
Wick Type	LX10	Width	70mm
Wick Positioning	Centred	Depth	70mm
Surface Defects	None		

## TECHNICAL REPORT

### SPECIFICATION FOR FIRE SAFETY

To evaluate the performance of a test set of candles in a controlled environment against the requirements of BS EN 15493:2019 (Candles. Specification for fire safety)



# CANDLE SHACK

## SPECIFICATION FOR FIRE SAFETY

Test Property	Test Method	Test Requirements	Result
Stability	EN 15493:2019 4.1 (Visual Check)	Candle should not tip over when placed on a 10° incline plane	PASS
Secondary Ignition	EN 15493:2019 4.2 (Visual Check)	No secondary ignition shall occur for more than 10 s	PASS
Flame Height	EN 15493:2019 4.3 (Measurement)	The flame height for all candle types, except for tea lights, shall not exceed 75mm. The flame height for tea lights shall not exceed 30mm	PASS Maximum: 20 mm
Behaviour after extinguishing	EN 15493:2019 4.5.1 (Visual Check)	After extinguishing the candle shall not spontaneously re-light	PASS
	EN 15493:2019 4.5.2 (Measurement)	The wick shall not continue to glow or smoke for an average time of more than 30 s after extinguishing	PASS Average: 5 s

The room temperature during testing was 20±5°C  
Wicks were trimmed to 5mm before lighting.

Candle Performance (240 ± 5 min cycles with >60min pause between cycles)

Sample Ref.	Net Weight (g)	Total Wax Consumed (g)	Total Burning Time (h)	Wax Consumption Rate (g/h)
PIL0009F-1	435.2	3.9	3.33	1.17
PIL0009F-2	451.2	7.4	4.66	1.59
PIL0009F-3	421.5	30.4	8.00	3.80

### Notes and Discussion:


Candles were burned to a residual height of 15-25mm

### IMAGE GALLERY





# CANDLE SHACK




Before Burn - Sample 1




Before Burn - Sample 2




Before Burn - Sample 3



After Burn - Sample 1



After Burn - Sample 2



After Burn - Sample 3

END OF REPORT

*Patrycja Krajewska*

Patrycja Krajewska  
Development Technologist

