



State and scope of delivery:

- Mounting
- Bar
- Screws, dowels, spacers



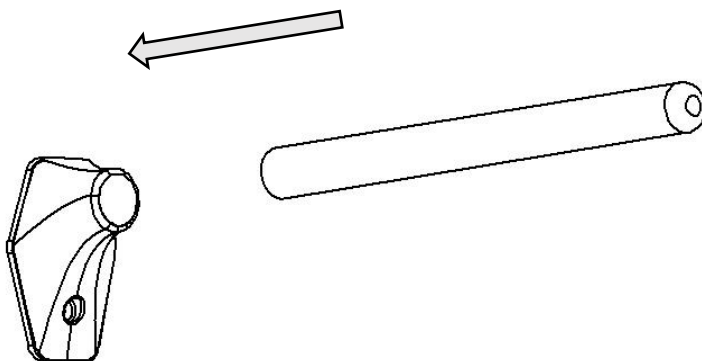
1

- Attach the wall mount to the wall in the orientation shown with the appropriate dowels



2


IMPORTANT: Push the bar in until the end of the tube is reached!



3


Auslieferungszustand und -umfang:

- Aufhängung
- Stab
- Schrauben, Dübel, Unterlegscheiben



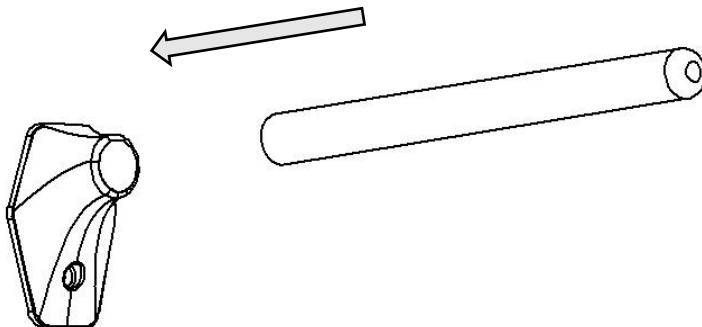
1

- Wandhalterung in der dargestellten Orientierung mit den jeweils passenden Dübeln an der Wand anbringen



2

WICHTIG: Beine jeweils soweit einschieben, bis das Ende der Führung erreicht wurde!



3