











Crossing Guard

Find more pages like this in our Big Fun Workbook!
Visit Highlights.com


The crossing guard is helping these students get to school safely. Find and circle 8 objects in this Hidden Pictures® puzzle.



-  fork
-  baby's bottle
-  comb
-  wedge of orange
-  doughnut
-  carrot
-  ghost
-  bowling ball



Find more pages like this in our Big Fun Workbook! Visit Highlights.com

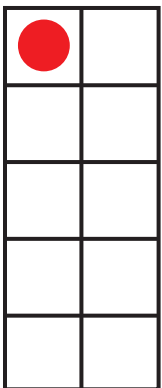



eleven

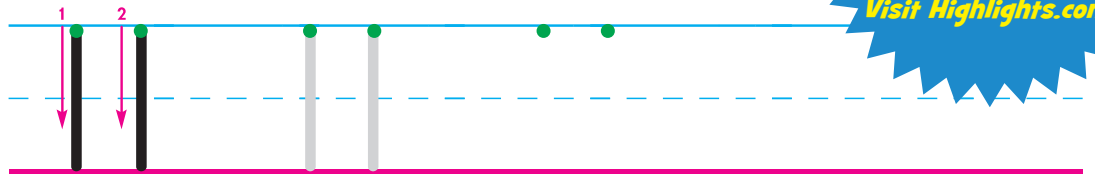
This is the number 11.

This is the word eleven.

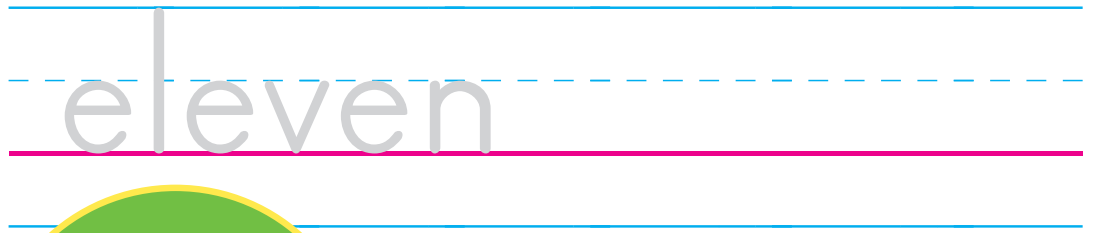
This is one way to show 11.



Trace the number 11. Then write your own.



Trace the word eleven.



Count the 11 balloons. Then draw a design on the biggest balloon.









Find more pages like this in our Big Fun Workbook!
Visit Highlights.com



Count by 2's



Count by 2's to fill in the missing numbers.

2, 4,  _____, _____, 10,

 _____, 14,  _____, _____, 20



 _____, 4,  _____, 8, _____,

12,  _____, 16, 18,  _____





Find more pages like this in our Big Fun Workbook!
Visit Highlights.com


Sock Subtraction

Count the socks in each group and write the number.
Count how many are crossed off and write the number.
How many socks are left? We did one to get you started.


$$\boxed{2} - \boxed{2} = \boxed{0}$$


$$\boxed{} - \boxed{} = \boxed{}$$


$$\boxed{} - \boxed{} = \boxed{}$$


$$\boxed{} - \boxed{} = \boxed{}$$



Find more pages like this in our Big Fun Workbook! Visit Highlights.com

T t

Trace the uppercase **T**. Then write your own.

This is an uppercase **T**.

This is a lowercase **t**.

Trace the lowercase **t**. Then write your own.

Now trace **T** and **t** to finish the sentence.

Tamika

has

tools.

