



WAY











2015
THE BERNARD SERIES
OLD VINE
CHENIN BLANC

ALAMO
MALBEC
MENDOZA ARGENTINA

ROBERT MONDRIAN
PRIVATE SELECTION
CABERNET SAUVIGNON
CALIFORNIA USA

DA VINCI
CHIANTI

PROPHECY
RED BLEND

PHOTO
VIDEO
SQUARE
PAN


ROLEX





00:00:31





HDR

DAILY SPECIALS

SUN

\$5 PBR
\$3 PBR

MON

25% OFF
INDUSTRY NIGHT

TUES

\$5 BLINCH ALTOS
\$5 TEP

1x

SLO-MO

VIDEO

PHOTO

PO







EL PERREO
MI PRIMER
AÑO

III POINTS




















LOVE LOCK BRIDGE

75

76

SHERR

1

Seaside Body Paints

AND EXPLAIN
one beach, paint a
outline of the body
then colour this
with for the girl and
for the boy.
Paint on and red
on back in black
dots. Add
to the fingers and
black. Also add
to the eyebrows
the finger nails.



SEASIDE BODY PAINTS

1. Begin by drawing up lines for the girl and the boy. Using a white paint, draw the girl's bikini bottom and the boy's bikini top.
2. Then the face, neck and hair. Use a light brown paint for the face. Use the same paint for all of the hair. Use a black paint for the eyebrows and the hair.
3. Add the hair. Use a black paint for the hair and the hair.
4. Finally, paint a yellow sun with the black dots around the sky.



to a beach, using a black
the face, neck and hair. Use
black dots around the sky.

and have fun but NEVER use this paint on your skin
m.







Camera Roll

@soywater / mariannangel.com

