

Remember to follow the direction of the page numbers & TURN YOUR ZINE so when you fold it again it's all right-side up!

1	8	7	6
2	3	4	5

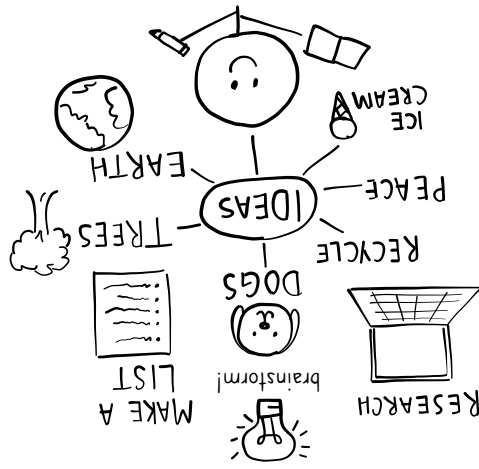
NUMBER YOUR PAGES LIKE THIS

poems • stories • drawings
 information • LISTS • graphs
 COLLAGE • COMICS • quotes • ART

you can do anything you want!

PLAN

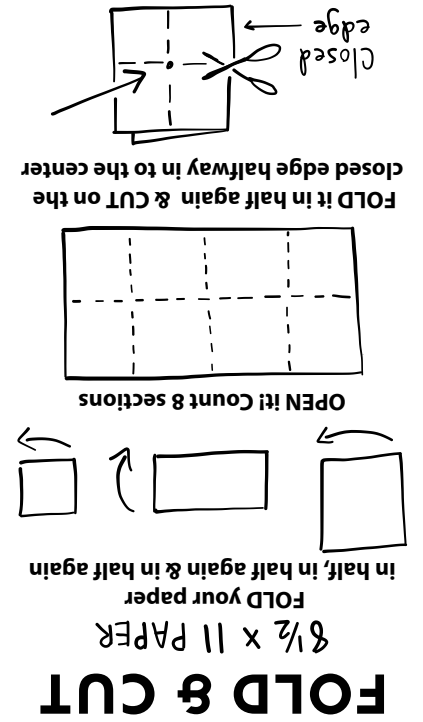
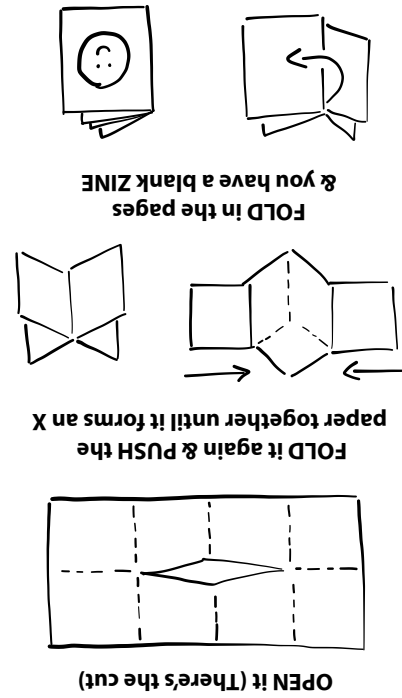
EACH PAGE



✓ something you care about
 ✓ something you know about
 ✓ something you're interested in



!IDEA!

THINK OF AN




write & DRAW!

- ✓handwrite
- ✓type
- ✓DRAW
- ✓doodle
- ✓paint
- ✓STAMP
- ✓use computer graphics
- ✓CUT OUT WORDS & PICTURES FROM NEWSPAPERS & MAGAZINES




DOGS
PLAYING

make copies & SHARE



trade with your friends



start a collection



PUBLISH & share your voice with the world!



HOW TO MAKE A ZINE
 created by
 BOOKWORM KIDS, INC.

post your zine
 on Instagram
 @_BOOKWORMKIDS
 #HAPPYZINE



HOW TO MAKE A ZINE

What's a zine?

A zine is like a mini magazine filled with writing, drawing, poetry, collage, & more!

