

IM0032SSC | Self-Contained 31kg Solid Cube Ice Machine

Ice Machines

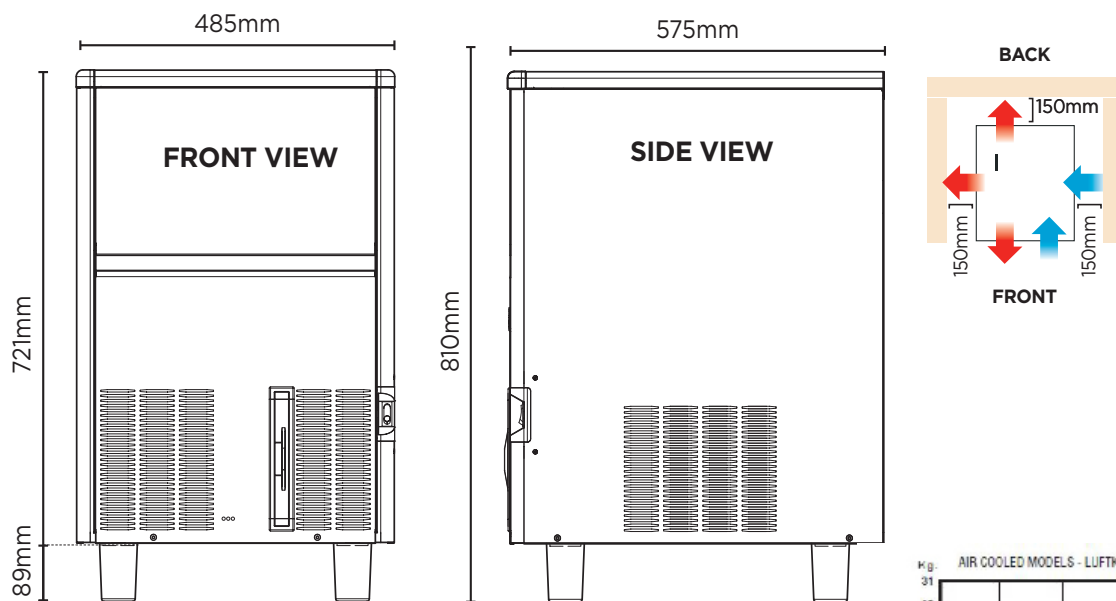
IM0032SSC

**SELF-CONTAINED
31KG SOLID CUBE
ICE MACHINE**



IM0032SSC | Self-Contained 31kg Solid Cube Ice Machine

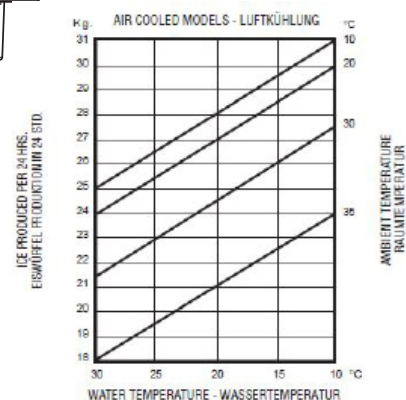
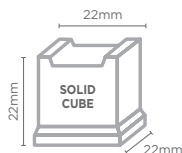
Ice Machines



Ice Dimensions



Solid Cube Ice



SPECIFICATIONS

Model	IM0032SSC
Part Number	3935135
Legs (mm)	89
Maximum Daily Production	31kg
Storage Bin Capacity	17kg
Power Input	380W
Energy Consumption	7.5kwh / 24hrs
Water Consumption	3.75L/h
Net Weight	51kg
Packaged Dimensions	550 x 640 x 840 mm
Refrigerant	R134a
Plug Supplied	Yes, 1 x 10A
Self-Contained Machine	Yes
Storage Bin Compatibility	N/A
Maximum Ambient Temp.	40°C
Type of Ice Produced	Solid
Weight of Ice	20g
Colour	Stainless Steel
Warranty	3 Years Parts, 1 Year Labour
Warranty Service	Bromic Extra Care

DIMENSIONS

External (mm)	
Width	485
Depth	575
Height	721

* External height excludes feet

* Production is based on kg/24hr at 10°C air & 10°C water

BROMIC PTY Ltd reserve the right to alter specifications without notice.