


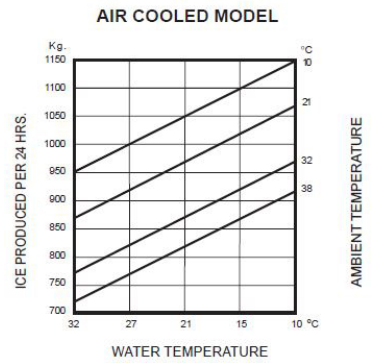
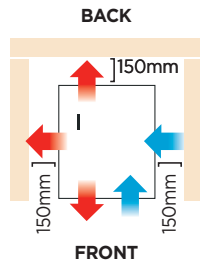
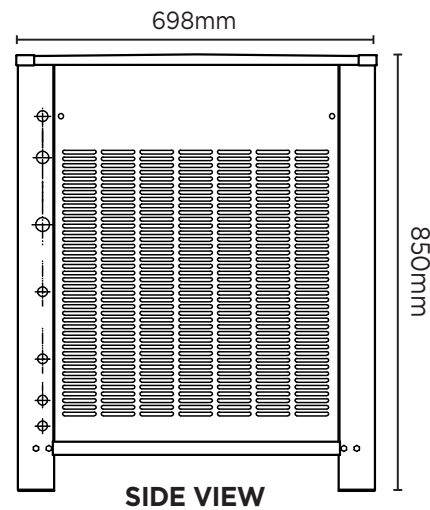
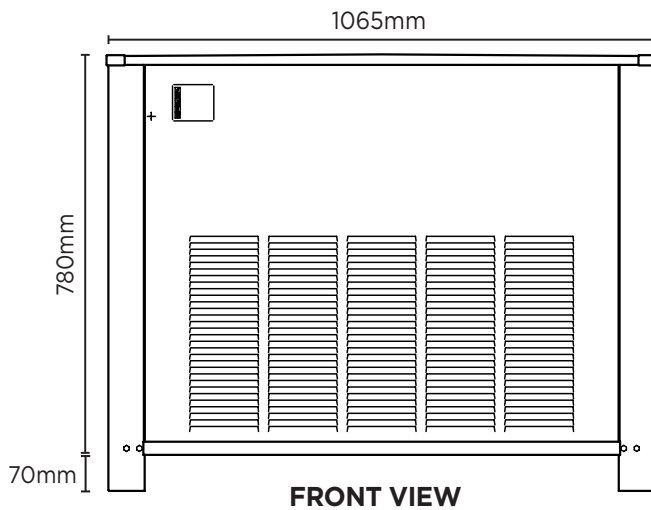
# Modular Ice Machine (Head Only) Flake - 1150kg/24h

| Ice Machines



## Modular Ice Machine (Head Only) Flake - 1150kg/24h

| Ice Machines



Flake Ice

### SPECIFICATIONS

Model	IM1150FM
Part Number	3935206
Unit Weight	179kg
Packaged Weight	184kg
Ambient Temperature	40°C
Energy Consumption	60kWh/24h
Refrigeration Capacity	3600W
Refrigerant	R404a
Current	7.1A
Electrical Voltage	220-240V

Frequency	50Hz
Power Supply	Single Phase
Plug Supplied	No plug
Plug Location	Rear, bottom right
Water Consumption	36L/h
Maximum Daily Production	1150kg/24h
Ice Type	Flake
Storage Bin Compatibility	SB406
Warranty	3 Years Parts & 1 Year Labour Bromic Extra Care

### DIMENSIONS

External (mm)	
Width	1065
Depth	698
Height	850
Packaged (mm)	
Width	1170
Depth	760
Height	1040

External height excludes legs  
Production is based on kg/24hr at 10°C air & 10°C water