

WMBCF320



CATEGORY BLAST CHILLER/FREEZERS

RANGE

**Blast Chiller
Roll In 700mm**

UNIT

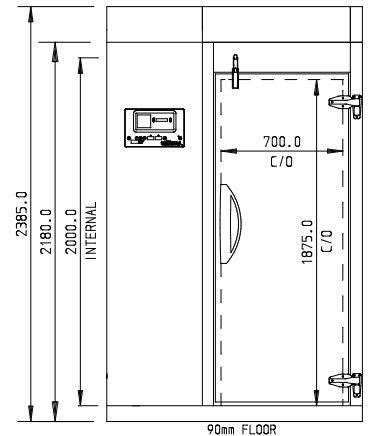
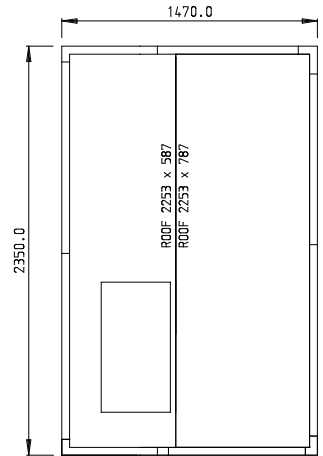
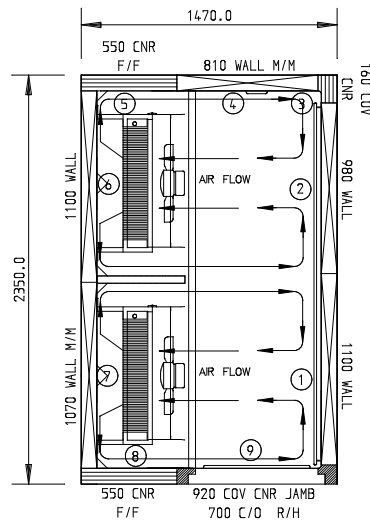
CHILLER/FREEZER

TYPE

REMOTE

DOORS

1



SPECIFICATIONS

CAPACITY - CHILLING/FREEZING PER 90/240 MIN CYCLE #		320 kg
CAPACITY 2/1 TROLLEY	BLAST CHILLER/FREEZER	2
DIMENSIONS W X D X H MM	BLAST CHILLER/FREEZER	1470 W x 2350 D x 2385 H
WEIGHT UNPACKED (KG)		650 kg
DOOR TYPE		SD (Solid Door)
FINISH (INTERIOR AND EXTERIOR)		SS (Stainless Steel)
ELECTRICAL		
POWER SUPPLY - 3 PHASE*		20 amp
FRIDGE MODELS	BLAST RUNNING AMPS	7.7
GAS TYPE		
REFRIGERANT		R404a
REFRIGERATION WATTAGES FOR REMOTE UNITS		
CHILLER/FREEZER		25.7kW @ -15°C SST

*Blast Chiller/Freezers are rated for 415 v 50 Hz Three Phase

**All Freezer and Chiller/Freezer models are supplied with additional 90 mm floor

Based on Blast chilling of 50 mm max depth of uncovered dense food such as mashed potato. Times will vary depending on the container and food types as well as the thermal conductivity of the food