

WMBC160C



CATEGORY BLAST CHILLER/FREEZERS

RANGE

**Blast Chiller
Roll In 900mm**

UNIT

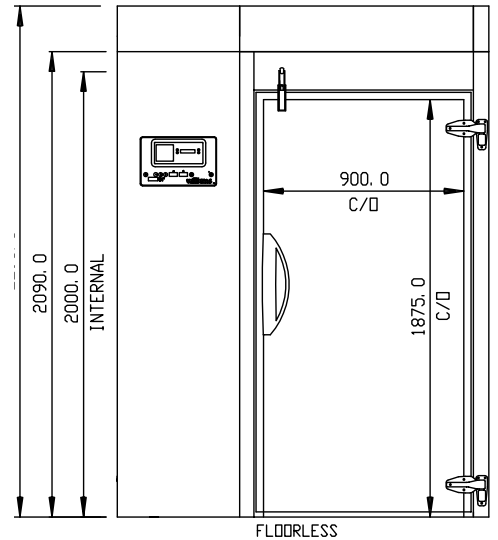
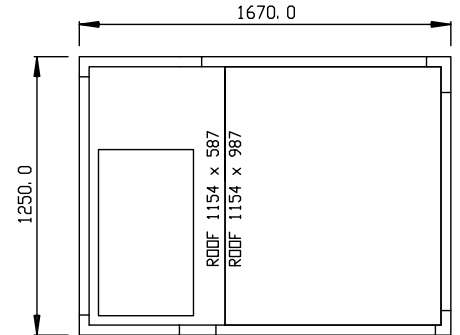
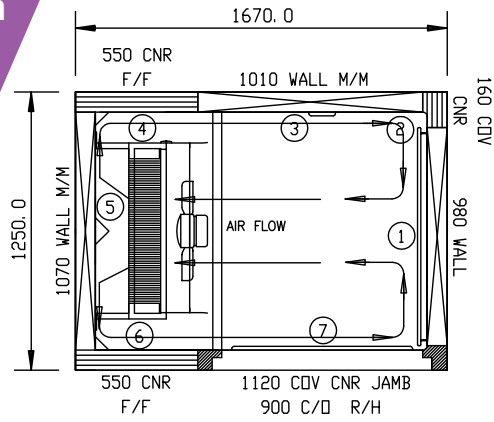
CHILLER

TYPE

REMOTE

DOORS

1



SPECIFICATIONS

CAPACITY - CHILLING/FREEZING PER 90/240 MIN CYCLE #		160 kg
CAPACITY 2/1 COMBI TROLLEY	BLAST CHILLER	1
DIMENSIONS BLAST FREEZER - W X D X H	BLAST CHILLER	1670 W x 1250 D x 2295 H
WEIGHT UNPACKED (KG)		650 kg
DOOR TYPE		Standard: SD (Solid Door)
FINISH (INTERIOR AND EXTERIOR)		SS (Stainless Steel)
ELECTRICAL		
POWER SUPPLY - 3 PHASE*		16 amp
FRIDGE MODELS	BLAST RUNNING AMPS	5.2
GAS TYPE		
REFRIGERANT		R404a

REFRIGERATION WATTAGES FOR REMOTE UNITS

CHILLER	17.3kW @ -15°C SST
----------------	--------------------

*Blast Chiller/Freezers are rated for 415 v 50 Hz Three Phase.

Based on Blast chilling of 50 mm max depth of uncovered dense food such as mashed potato. Times will vary depending on the container and food types as well as the thermal conductivity of the food.