

HTU3SDSS



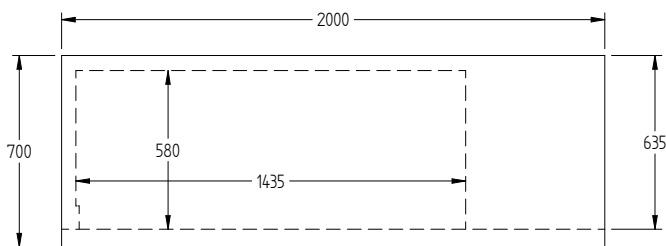
CATEGORY | TOPAZ CAFÉ RANGE

RANGE | **Topaz Under Counter**

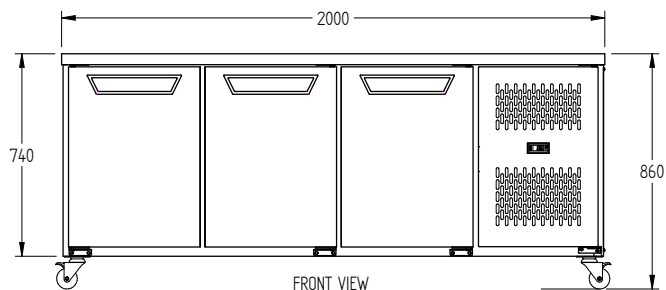
UNIT | REFRIGERATOR

TYPE | SELF CONTAINED

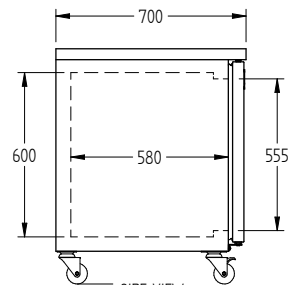
DOORS | 3



TOP VIEW



FRONT VIEW



SIDE VIEW

SPECIFICATIONS

TEMPERATURE - 38°C AMBIENT ENVIRONMENT	1°C / 4°C
CAPACITY LITRES	475
DIMENSIONS - W X D X H (ON CASTORS) MM	2000 W x 700 D x 860 H
WEIGHT UNPACKED (KG)	170
DOOR TYPE	SD (Solid Door)
FINISH (INTERIOR AND EXTERIOR EXCLUDING REAR AND UNDER)	SS (Stainless Steel)
SHelves/DOOR	1
ELECTRICAL	
POWER SUPPLY	10 amp
POWER CABLE LENGTH (METRES)	2
RUNNING AMPS	2.7
GAS TYPE	
REFRIGERANT	134a

*** For **OPTIONS** refer to the current Williams Price Guide