



ESCALATOR PARTS CATALOG



NORTH EAST ESCALATOR PARTS

4850 33rd St. Long Island City, NY 11101

Tel: 718-361-2001 Fax: 718-361-2099

www.neeep.com – email: sales@neeep.com

North East Escalator Parts Table of Content

Schindler	3
Westinghouse	34
Kone	60
Otis	109
ThyssenKrupp	129
Haughton	156
Misc.	161
Hitachi, Hyundai, Fujitec	184
Elevator Pump/Motors	196

SCHINDLER


Step, 9300



718	Step 600mm Silver with Yellow Demarcation	NES-SMS405140
720	Step 600mm Silver without Demarcation	NES-SMS405137
1865	Step 800mm Silver with Demarcation	NES-SMS405141
70	Step 800mm Silver without Demarcation	NES-SMS405138
1688	Step 800mm Black without Demarcation	NES-SMS405144
725	Step 1000mm Silver with Yellow Demarcation	NES-SMS405142
90	Step 1000mm Silver without Demarcation	NES-SMS405139
724	Step 1000mm Black without Demarcation	NES-SMS405145
1898	Step 1000mm Black with Demarcation	NES-SMS405148

1894	Step 600mm Silver with K-Demarcation	NES-SMS50627244
1896	Step 600mm Black with K-Demarcation	NES-SMS50627244B
1890	Step 800mm Silver with K-Demarcation	NES-SMS50626479
1893	Step 800mm Black with K-Demarcation	NES-SMS50626479B
1509	Step 1000mm Silver with K-Demarcation	NES-SMS50627246
1897	Step 1000mm Black with K-Demarcation	NES-SMS50627246B

Step, SWE, SWU, SDG, SDS



1895	Step 600mm Silver with Demarcation	NES-SCS468547
63	Step 800mm Silver without Demarcation	NES-SCS468545
59	Step 800mm Silver with Yellow Demarcation	NES-SCS468548
1891	Step 800mm Black without Demarcation	NES-SCS807617
722	Step 1000mm Silver without Demarcation	NES-SCS468546
58	Step 1000mm Silver with Yellow Demarcation	NES-SCS468549
723	Step 1000mm Black without Demarcation	NES-SCS807618

Pallet, RSE, RSH



66	800mm Walkway Pallet Silver	NES-SFS390222
65	1000mm Walkway Pallet Silver	NES-SFS390221
68	1000mm Walkway Pallet Silver	NES-SLS243001
67	1000mm Walkway Pallet Silver with Yellow	NES-390221

HR Drive Shaft



1232	HR Drive Shaft 600mm	NES-SMH405623	9300
176	HR Drive Shaft 800mm	NES-SMH405622*	9300
175	HR Drive Shaft 1000mm	NES-SMH405621	9300
1981	HR Drive Shaft 800mm	NES-1981	9300 Lite
1980	HR Drive Shaft 1000mm	NES-1980	9300 Lite
539	HR Drive Shaft 600mm	NES-SCH394103	SWE
174	HR Drive Shaft 800mm	NES-SCH394102	SWE
173	HR Drive Shaft 1000mm	NES-SCH394101	SWE
172	HR Drive Shaft 800mm	NES-SCH409194	SDG, SDS
171	HR Drive Shaft 1000mm	NES-SCH409193	SDG, SDS
1979	HR Drive Shaft 1000mm	NES-SCH437468	SWU




1944	HR Tension Base Assy Right	NES-SMH405487R	
1945	HR Tension Base Assy Left	NES-SMH405487L	

Comb, 9300



281	Center Aluminum	NES-SMR313609
277	Center Aluminum Yellow	NES-SMR313283
1359	Center Aluminum Yellow (Heated)	NES-CLQ9623
279	Center Aluminum Black	NES-SMR318762
280	Left Aluminum	NES-SMR313609L
432	Left Aluminum Yellow	NES-SMR313609LY
278	Right Aluminum	NES-SMR313609R
431	Right Aluminum Yellow	NES-SMR313609RY



Center Plastic Yellow NES-513207 (1)

Side Plastic Yellow NES-513208 (2)





Comb Screw NES-DIN91200 (11)



Comb Insert

Left	NES-SMR898516 (301)
Left Yellow	NES-SMR898744 (299)
Right	NES-SMR898515 (302)
Right Yellow	NES-SMR898743 (300)



Comb, 9500

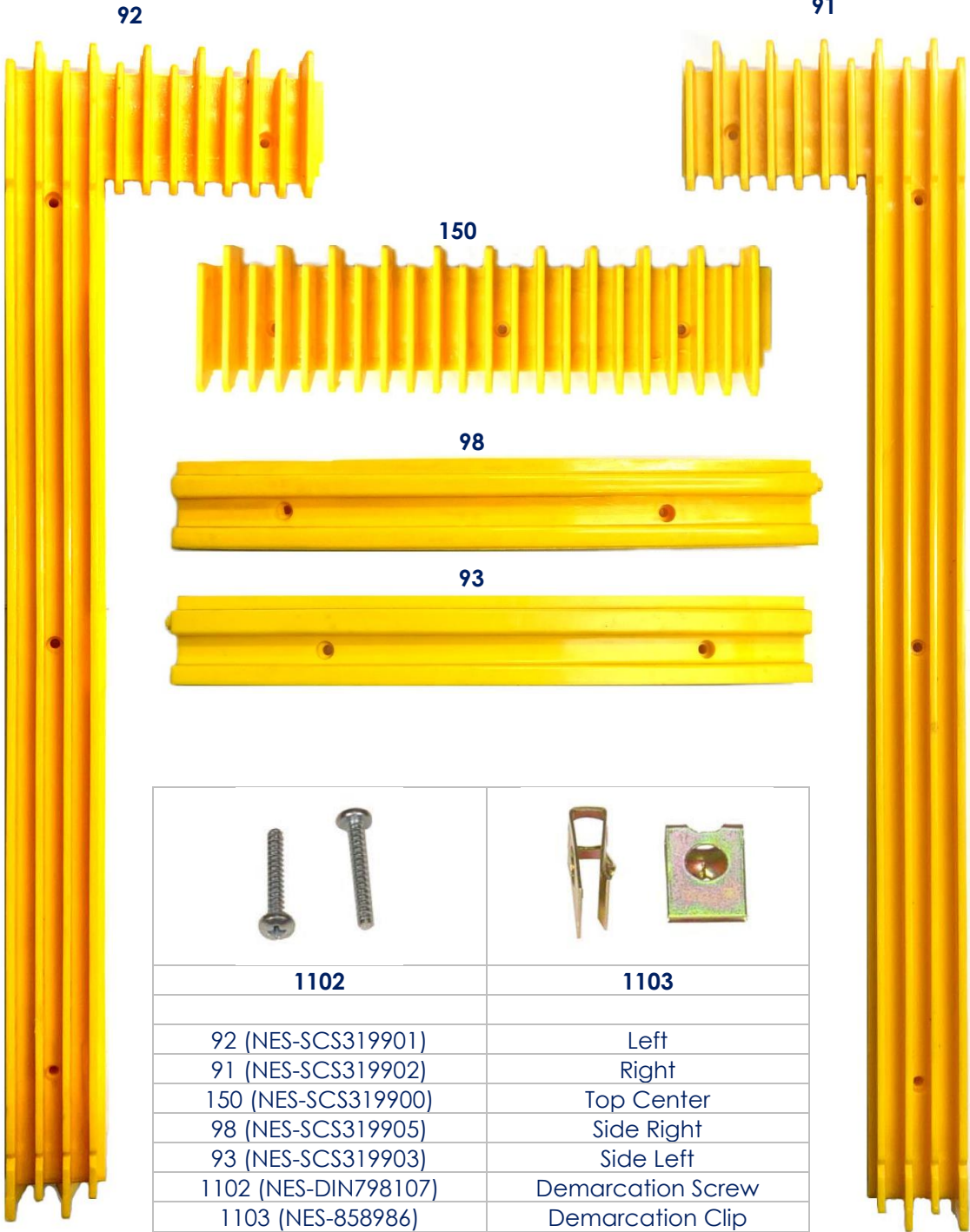


Comb, 9500


	
NES-50641440 (1955) Comb Plate Side	NES-50641441 (1956) Comb Plate Middle

Comb, RSH

	
Center Aluminum NES-SFR390543 (3) Center Aluminum Yellow SFR390543Y (1510)	Side Aluminum NES-SFR390542 (4) Center Aluminum Yellow NES-SFR390542Y (1511)



	
1102	1103
92 (NES-SCS319901)	Left
91 (NES-SCS319902)	Right
150 (NES-SCS319900)	Top Center
98 (NES-SCS319905)	Side Right
93 (NES-SCS319903)	Side Left
1102 (NES-DIN798107)	Demarcation Screw
1103 (NES-858986)	Demarcation Clip



96 (NES-50626403)	Left
95 (NES-50626404)	Right
97 (NES-50626400)	Top Center



1935	Left
1936	Right
1934	Center



Demarcation Screw # 3009



298	Roller (70mm x 25mm)	NES-SCS241535
52	Roller (70mm x 25mm)	NES-241535
47	Roller (76mm x 25mm)	NES-SMS405029
48	Roller (76mm x 25mm)	NES-405029
56	Roller (76mm x 25mm) w/o Bearing	NES-SMS834093
53	Roller (100mm x 25mm)	NES-SDS242073
45	HR Support Roller (70mm x 50mm)	NES-SHRO5076
105	HR Support Roller (70mm x 72mm)	NES-SMH405045
1065	Anti-Static Cluster Roller	NES-SRH2170SA

		
1565	84 / 85	78
		
74	1559	1568
		
80	79	1097

1565	Step Center Guide	NES-SFR319852	
84	Step Chain Axle Bushing	NES-SDS315221	
85	Step Chain Axle Bushing	NES-SCS319637	
78	Step Guide Pads	NES-SCS409172	
74	Pallet Holder	NES-SFS468462	
1559	Step Lubricator	NES-NKA462970	
1568	Lubrication Brush	NES-SMS884711	
80	Axle Clamp	NES-SMS244109	
79	Clamping Spring Clip	NES-SMS244108	
1097	Tangential Guide Right/Left	NES-SLL266894	

		
127 / 128 / 1212 / 1014	1106	1951
		
1902 / 1196 / 1195	1949 / 1950	971

128	Step Chain (1/2" Pin)	NES-SMS50623679	9300
127	Step Chain (9/16" Pin)	NES-SMS884884	9300
1212	Step Chain (3/4" Pin)	NES-SMS244071X	9300
1014	Step Chain (9/16" Pin)	NES-SCS241457	SWE
1106	Step Chain (1 Axle) 9/16" Pin	NES-1106	
1951	Step Chain Offset Link	NES-SMS405123	
1902	Step Axle 600mm	NES-SMS405197	9300
1196	Step Axle 800mm	NES-SMS405198	9300
1195	Step Axle 1000mm	NES-SMS405199	9300
1949	Split Step Axle 600mm	NES-SMS405197S	
1950	Split Step Axle 1000mm	NES-SMS405199S	
971	Step Chain Link	NES-SMS50623678	



35	Keyswitch with Box	NES-SIE387791	
1484	KABA 202 Keyswitch	NES-SSI897411	Schindler
1482	MS1 Keyswitch	NES-CLQ9703	
1478	B6281-1 Keyswitch	NES-NEA462553-1	
37	Keyswitch without Box	NES-462553	
36	Keyswitch with Box	NES-NEA462553	
1368	Stop Button	NEM-XALK174H7	
94	Stop Button for Schindler	NES-315370	
1257	Stop Switch Push/Pull to Reset	NES-NAA297119	Schindler

		
110	1044	1674
		
1675	1765	41 / 1663
		
1729 / 1730	178	124

110	Proximity Speed Sensor	NES-NAA299929	
1044	Inductive Sensor	NEM-1044	
1674	Proximity Speed Sensor	NES-US520172	
1675	Proximity Speed Sensor	NES-1675	
1765	Missing Step Sensor	NES-330311CL3R	
41	Main Supply Circuit	NES-897219A	
1663	Main Supply Circuit	NES-897220	
1729	Auxiliary Contact (Closed)	NES-345425	
1730	Auxiliary Contact (Open)	NES-345426	
178	Changeover Switch 660VAC 63A	NEM-SZD11-63	
124	Emergency Stop Button	NES-SRE387603	

		
220	1191	738 / 739
		
1291	742	1357
		
221	741 / 898	75


220	Circuit Breaker	NES-CLQ9820	
1191	Switch Mounting Assy	NES-SWH247801	
738	Limit Switch Manual Reset	NEM-337204	
739	Limit Switch Auto Reset	NEM-337202	
1291	Comb Plate Contact Switch	NES-SSR398292	
742	Relay Board	NES-NEA897203	
1357	Relay 90-240 V	NEM-A103A2	
221	Phase Relay	NES-NEA462544	
741	Speed Monitor 2x22VAC	NEM-NAA462380	
898	Speed Monitor 220-240VAC	NES-NAA298643	
75	Step Screw & Washer	NES-SCS242006	

		
1713	1546	1659
		
1637	1714	1779 / 1777 / 1183
		
1860		

1713	Socket with Relay	NES-1713	
1546	Power Board Relay	NES-NAA298929	
1659	Circuit Breaker	NES-NAA299475	
1637	Socket Relay	NES-NAA299215	
1714	Power Relay	NES-1714	
1779	Motor Protective Switch (0.4-0.6 Amp)	NES-NAA299476	
1777	Motor Protective Switch (0-10 Amp)	NES-NAA299477	
1183	Motor Protective Switch (0-25 Amp)	NES-346241	
1860	Smoke Detector Relay	NES-344560	




1391	HR Speed Sensor	NES-NEA462570	9300
1390	HR Speed Sensor Cable	NES-SSH438813	9300
680	HR Speed Sensor	NEK-US520173	9300
1392	HR Speed Sensor Metal Roller	NES-SMH405291	9300
1384	HR Speed Sensor	NES-1384	SWE
1558	HR Speed Sensor Roller	NES-SMH50623483	9300AE



1664	Phase Relay Board	NES-3-40284-28	
434	PC Board	NES-50606955	
435	Board	NES-SY387600	
438	Board	NES-SY398765	

1569	1580	1567
1185	1566	1540
1188	754	42


1569	Safety Skirt Brush Spacer (8ft)	NES-MG3-Spacerkit	
1580	Safety Strip Skirt Brush (8ft)	NES-MG3-40LS	
1567	Safety Skirt Brush End Cap	NES-MG3-EC	
1185	End Cap for Brush Guard	NES-CLQ9012	
1566	End Cap for Brush Guard	NES-R027K0S003P	
1540	Handrail Guide	NES-SMH313998	
1188	Handrail Guide	NES-SDH393696	
754	Anti Static Brush	NES-SMH318221	
42	Digital Status Display	NES-SSK50606245	



1244	HR Entry Left SMV50620057	NES-SMV405894	
1288	HR Entry Right SMV50620056	NES-SMV405893	
1243	HR Entry Right SMV50620058	NES-SMV318539	
1298	HR Entry Left	NES-SMV50620054	9300
1297	HR Entry Right	NES-SMV50620055	9300
1562	HR Entry Contact Left	NES-SEV247385	
1563	HR Entry Contact Right	NES-SEV247386	
1163	HR Guard Guide	NES-SWV770030	
1164	HR Guard Guide	NES-SFV809639	9700
1009	HR Entry Guide	NES-SCV409940	

		
112	153 / 1441	123 / 1129
		
34	101 / 145	155 / 156
		
99	1440	1166

112	Brake Band	NES-SWT354082	
153	Brake Band	NES-SWT463954	
1441	Brake Band	NES-SCT392556	
123	Brake Motor 208/360V	NES-SDT438508	
1129	Brake Motor 230/400V	NES-SDT438504	
34	Brake Motor 220/380V	NES-135721	
101	Solenoid 110/120VAC	NES-SSA897200	
145	Solenoid 97VDC	NES-SSB897396	
155	Solenoid 24V	NES-NAA298465	
156	Solenoid 97V	NES-MSM2570884	
99	Brake Motor Pinion Assy	NES-SWT242009	
1440	Tooth Segment	NES-SR360835	
1166	Guide	NES-SCT394630	



1011	Split Sprocket 30 Teeth	NES-SR360805	
114	Split Sprocket 32 Teeth	NES-SMK405151	
117	Split Sprocket 36 Teeth	NES-STK437464	
104	HR Drive Sheave	NES-SCH388782	9300
1787	Sheave Hub	NES-SCH394074	
49	HR Drive Sheave	NES-50626951	
1561	HR Guide Roller	NES-SVH316195	
46	HR Guide Roller	NES-SLH243447	
1782	HR Guide Roller Assy for Schindler	NES-SVH268144	



1884	Drive Chain Sprocket (#16B-2 15T)	NES-SFH466057	
1883	Drive Chain Sprocket (#16B-2 21T)	NES-SMT884686	
1994	HR Sprocket (#16B-2 25T)	NES-1994	
157	Drive Chain Sprocket (#20B-2 17T)	NES-SCT394001	
1881	Drive Chain Sprocket (#20B-2 19T)	NES-SMT884833	
346	Drive Chain Sprocket (#20B-2 19T)	NES-SWT247851	
1210	Drive Chain Sprocket (#20B-2 21T)	NES-SCT394002	
1882	Drive Chain Sprocket (#20B-2 24T)	NES-SWT247853	
1880	Drive Chain Sprocket (#120-2 16T)	NES-SMT313977	

		
82 / 88 / 89 / 147	86	87
		
219	81 / 83 / 177	149
		
1994		

82	Reversing Chain 34 Bearings	NES-SCH409585	
88	Reversing Chain 36 Bearings	NES-SCH409585-36	
147	Reversing Chain 38 Bearings	NES-SCH896208	
89	Reversing Chain 42 Bearings	NES-SCH409585-42	
86	Reversing Chain 32 Bearings	NES-50645230	
87	Reversing Chain 34 Bearings	NES-SCH409585-34D	
219	Reversing Section Complete	NES-SMV405634	
83	Reversing Chain 12 Rollers	NES-SMH405728	
177	Reversing Chain 15 Rollers	NES-SMH405816	
81	Reversing Chain 17 Rollers	NES-SEH498347	
149	Reversing Chain 18 Rollers	NES-SGH439050	
1994	Sprocket (#120-2, 25T)	NES-50560512	



209	HR Outer Cap Right	NES-SMV405794	
211	HR Inner Cap Right	NES-SMV405796	
1301	Inner Cap Strip Right	NES-SMV312736	
210	HR Outer Cap Left	NES-SMV405795	
208	HR Inner Cap Left	NES-SMV405797	
1256	Inner Cap Strip Left	NES-SMV312737	
1409	Clamping Strip (20ft)	NES-SMV405108	9300
1656	Clamping Strip (20ft)	NES-SCV241331	SWE
213	Reset Kit	NES-CLQ3603	



154	Contact Actuation Left	NES-SMR405031	
1189	Contact Actuation Right	NES-SMR405032	
1221	Broken Chain Contact Left	NES-SMT898878	
120	Broken Chain Contact Right	NES-SMT898877	
1078	Broken Chain Contact Shoe	NES-SDT315529	
1222	Broken Chain Contact Left	NES-SCT315159	
1223	Broken Chain Contact Right	NES-SCT315158	
1564	Drive Chain Switch Assy	NES-SWT770851	

		
344	106	1471
		
54	55	1302
		
1427	44 / 1295 / 1296	1303

344	HR Metal Roller	NES-SCH241518	
106	HR Metal Roller	NES-SMH405523	
1471	HR Support Roller Assy	NES-SMH405680	
54	HR Roller Holder Left	NES-SDH891920	
55	HR Roller Holder Right	NES-SDH891919	
1302	HR Guide	NES-SDH315301	
1427	HR Guide Roller	NES-SUH495238	
44	HR Guide Roller 50mm	NES-SMH898844	
1295	HR Guide Roller 75mm	NES-SMH898845	
1296	HR Guide Roller 100mm	NES-SMH898846	
1303	HR Guide Spring	NES-SDH392124	

		
118 / 103	119 / 102	879 / 1800
		
144	182	107
		
214	1739	

118	HR Belt Tension Lever Left with Roller	NES-SCH242146	
103	HR Belt Tension Lever without Roller	NES-SCH394004	
119	HR Belt Tension Lever Right with Roller	NES-SCH242147	
102	HR Belt Tension Lever without Roller	NES-SCH394004	
879	Lifting Rod (short)	NES-SMH244009	
1800	Lifting Rod (long)	NES-SCH388010	
144	HR Pulley without Shaft	NES-SCH394007	
182	HR Pulley with Shaft	NES-SMH244011	
107	HR Pulley with Shaft	NES-SCH394014	
214	HR Drive Belt	NEM-SMH273916	
1739	HR Drive Flat Belt	NES-NAA336226	

		
1190	1008	109
		
1560	1393	1772
		
1282	1281	707

1190	Open Eye Bolt	NES-SWV770131	
1008	Guide	NES-SCH394092	
109	Tension Rollers Assy Left	NES-SCH409369	
1560	Tension Spring	NES-NAF501114	
1393	Skirt Cap Screw	NES-CLQ3290	
1772	Skirt Cap Nut	NES-NAA464759	
1282	Handrail Guide Upper	NES-SWH770173	
1281	Handrail Guide Lower	NES-SWH770172	
707	Clevis	NES-NAA297455	

		
Gear Box	Drive Motor	
		
395 / 396	113 / 207	

Gear Box

170	Gear Box Right 125 Frame	SMT884701	
1817	Gear Box Right	SMT244938	
169	Gear Box Left 160 Frame	SMT244939	
1818	Gear Box	SMT244501	
1819	Gear Box	SMT244502	

Drive Motor

1143	705kw 208V	SSB897306	
1794	11kw 208V	SSB897307	
1793	7.5kw 460V	SSB897341	
1795	11kw 480V	SSB897347	
1796	15kw 480V	SSB897348	
1816	5.5kw 480V	SSB398410	
1145	7.5kw 480V	SSB398410	
1142	7.5kw 480V	SSB897346	
1815	11kw 460v	SCT147833	
396	Coupling B110 (Male/Female)	NES-298872	
395	Coupling B95 (Male/Female)	NES-50640768	
113	Rubber Pad B110	NES-NAA298587	
207	Rubber Pad B95	NES-NAA298588	

WESTINGHOUSE

Uni-Step



3001	Uni-Step 32" Silver with Yellow Demarcation	NEW-7206D04G04
3002	Uni-Step 32" Black with Yellow Demarcation	NEW-7206D04G02
3003	Uni-Step 32" Black with Black Demarcation	NEW-7206D04G02
732	Uni-Step 48" Silver with Yellow Demarcation	NEW-7206D04G03AY
731	Uni-Step 48" Silver without Demarcation	NEW-1727C53G07
1278	Uni-Step 48" Black with Yellow Demarcation	NEW-7206D11G01AY
1279	Uni-Step 48" Black with Yellow Demarcation	NEW-7206D04G01



1541	Uni-Step Demarcation Left	NEW-7002C16H01
1542	Uni-Step Demarcation Right	NEW-7002C17H01
1543	Uni-Step Demarcation Center	NEW-7002C18H01
1544	Uni-Step Demarcation Rear	NEW-7002C18H02

Step N, NT



1495	Step 600mm Black with Yellow Demarcation	NEW-534F904G39
1271	Step 48" Black	NEW-534F823G12
1272	Step 48" Black Yellow Demarcation	NEW-627D258G23
3007	Step 48" Black Black Demarcation	NEW-627D258G17
3008	Step Tread 600mm Black with Yellow Dem	NEW-321C679G18

3004	Step B1 48" Silver without Dem (3Pcs Step)	NEW-1727C53G07	Mod
3005	Step B1 Right Black	NEW-1727C53G04	Mod
3006	Step B1 Left Black	NEW-1727C53G03	Mod

Comb Plate



771	Comb Plate Middle Aluminum	NEW-626D315H06	
804	Comb Plate Middle Aluminum Yellow	NEW-626D315H06AY	
1111	Comb Plate Middle Plastic Yellow	NEW-626D315H06YP	

WE978



772	Comb Plate Left Aluminum	NEW-978LA	
1027	Comb Plate Left Aluminum Yellow	NEW-978LAY	
765	Comb Plate Left Plastic Yellow	NEW-978LYP*	
759	Comb Plate Right Aluminum	NEW-978RA	
1026	Comb Plate Right Aluminum Yellow	NEW-978RY	
1493	Comb Plate Right Plastic Yellow	NEW-978RYP*	

Comb Plate

WE979



770	Comb Plate Left Aluminum	NEW-979LA	
1029	Comb Plate Left Aluminum Yellow	NEW-979LAY	
769	Comb Plate Right Aluminum	NEW-979RA	
1028	Comb Plate Right Aluminum Yellow	NEW-979RAY	

WE980



1399	Comb Plate Left Aluminum Yellow	NEW-980LAY	
1398	Comb Plate Right Aluminum Yellow	NEW-980RAY	

Comb Plate

WE981



910	Comb Plate Left Aluminum	NEW-981LA	
1108	Comb Plate Left Aluminum Yellow	NEW-981LY	
1107	Comb Plate Left Plastic Yellow	NEW-981LYP	
909	Comb Plate Right Aluminum	NEW-981RA	
1110	Comb Plate Right Aluminum Yellow	NEW-981RY	
1109	Comb Plate Right Plastic Yellow	NEW-981RYP	

Comb Plate

WE975



Left



Right

232	Comb Plate Left Aluminum	NEW-975LA	
226	Comb Plate Right Aluminum	NEW-975RA	

WE977



Left



Right

1490	Comb Plate Left Aluminum	NEW-977LA	
233	Comb Plate Right Aluminum	NEW-977RA	

Rollers



926 (NEW-691B759G02)
Roller 3" x 1-5/8"



343 (NEW-691B759G04)
HR Pressure Roller 3"x 2-13/16"



1160 (NEW-WE962)
HR Pressure Roller



751 (NEW-216B509G04)
Step Roller 4" x 3/4"



1040 (NEW-691B785G06)
Step Chain Roller Double Bearing 3" x 5/8"



1531 (NEW-691B785G05)
Step Chain Roller Single Bearing 3" x 5/8"

Rollers



1041 (NEW-691B785G02)
Step Chain Roller Double Bearing



908 (NEW-691B785G01)
Step Chain Roller Single Bearing



845 (NEW-217B235H07)
Roller 5-1/4" x 1"



994 (NEK-322C363G01)
Step Roller




199 (NEW-196C271G01)
HR Drive Roller




983 (NEW-152B238G01)
HR Drive Roller

Demarcation




758 (NEW-321C596H12) Left Yellow
1215 (NEW-321C596H04) Left Black



757 (NEW-321C596H11) Right Yellow
768 (NEW-321C596H03) Right Black



755 (NEW-321C596H13) Yellow 16 Teeth
764 (NEW-321C596H05) Black 16 Teeth



1532 (NEW-321C596H14) Yellow 15 Teeth
756 (NEW-321C596H06) Black 15 Teeth



1120 (NEW-144A541H01)
Demarcation O Ring



1121 (NEW-144A542H03)
Demarcation Screw

Westinghouse

	
1286	1180
	
217	1285
	
1239	1202

1286	HR Drive Chain Sprocket (17 T)	NEW-325C356G08	Westinghouse 220
1180	HR Drive Chain Sprocket (17 T)	NEW-325C356G06	Westinghouse 220
217	Pillow Block Bearing Left (fix)	NEW-B22435HL	
1285	HR Dual Sprocket (24 T)	NEW-1724C24G01	Westinghouse 250
1239	HR Drive Sprocket	NEW-1724C18G01	Westinghouse 250
1202	Sprocket 22T 60 Chain	NEW-691B833G02	Westinghouse

Westinghouse

	
1396	1181
	
1214	1172
	
1240 / 1133	1304

1396	HR Idler Sprocket Assy	NEW-5199D53G01	
1181	HR Drive Chain Tension Sprocket	NEW-2898C70G02	Westinghouse 220/250
1214	HR Guide Channel	NEW-691B790H02	Westinghouse
1172	HR Guide Vinyl Brown	NEW-864A976H01	Westinghouse BT
1240	Broken Chain Switch Assy Right	NEW-196C125G04	Mod 100
1133	Broken Chain Switch Assy Left	NEW-196C125G03	Mod 100
1304	HR Guide Strip (100ft)	NEW-630B226H05	

Westinghouse


	
1533	1058
	
1060	216
	
1426	1411

1533	Newel End Segment Long	NEW-1533	NT
1058	Newel End Segment Short	NEW-1058	NT
1060	Main Drive Sprocket Bearing	NEB-X18RS1H01	Mod 220/250
216	HR Drive Belt Pulley 84T	NEW-5191D53G01	
1426	HR Drive Rubber Band	NEW-K4854H02	
1411	Drive Motor Flywheel 10"	NEW-7428C77G06	

Westinghouse



152



1138



494



995



161 / 1123



1156

152	HR Pressure Roller Assy	NEW-5199D28G01	Mod 100
1138	HR Pressure Roller Assy	NEW-5199D27G01	N, NT
494	HR Pressure Roller Assy	NEW-5193D59G01	Mod 100
995	HR Pressure Roller Assy	NEW-5193D59G02	
1123	Brake	NEW-5206D68H01	
161	Brake	NEW-5206D68H02	
1156	Brake Switch	NEW-864A928H01	

Westinghouse



922



537



160



1104



205



206

922	Drive Chain	NEW-2648C02G01	
537	Rack Chain Assembly	NEW-2899C48G09	
160	Flange Bearing (Fix) Left for Drive Shaft	NEW-691B738H01	
1104	Flange Bearing (Adj) Right for Drive Shaft	NEW-691B738H02	
205	Double Row Sprocket without Bearing	NEW-5191D57H01	
206	Double Row Sprocket with Bearing	NEW-691B734G01	

Westinghouse



1063



1062



204



204




1082



1067 / 1068

1063	Poly Chain Drive Sprocket Left	NEW-2898C64G03	
1062	Poly Chain Drive Sprocket Right	NEW-2898C89G01	
204	HR Drive Stub Shaft	NEW-1726C09H01	
1082	HR Drive Stub Shaft	NEW-2898C60H02	
1067	Step Arm Right Type 32 & 48	NEW-322C606G05	
1068	Step Arm Left Type 32 & 48	NEW-322C606G06	

Westinghouse



1187	Turnaround Top Left	NEW-5191D51G03	
1305	Turnaround Top Right	NEW-5191D51G04	
1380	Turnaround Bottom Left	NEW-5191D51G06	
1186	Turnaround Bottom Right	NEW-5191D51G05	



1344 / 243



1732 / 1731



1725



1749



1750

1344	6 Wheel HR Drive Assy (Belt)	NEW-5193D54G01	
243	4 Wheel HR Drive Assy (Belt)	NEW-5193D54G03	
1732	6 Wheel HR Drive Assy (Chain)	NEW-5193D54G01C	
1731	4 Wheel HR Drive Assy (Chain)	NEW-5193D54G03C	
1725	6 Wheel HR Drive Assy	NEW-1724C48G03	
1749	Sprocket 13 Teeth	NEW-866A702H01	
1750	Sprocket 15 Teeth	NEW-866A703G01	



1311 / 1313



1042



200



342



1179



215 / 761

1311	6 Wheel Chain Conversion Kit	NEW-2633C64G02
1313	4 Wheel Chain Conversion Kit	NEW-2633C64G01
1042	Timing Belt Pulley	NEW-196C269G01
200	Shaft & Bearing Assy	NEW-5199D18G05
342	Tension Roller	NEW-196C272G01
1179	HR Drive Chain Sprocket	NEW-2898C70G01
215	HR Drive Belt 1400	NEW-691B789H05
761	HR Drive Belt 1700	NEW-691B789H07

Westinghouse

		
1238	1174	1170
		
1157	1719	1193
		
1057	1056	1162

1238	HR Drive Lagging	NEW-3-40050-22	Westinghouse
1174	Bracket Assembly	NEW-5193D53G03	Mod 100
1170	Bracket Assembly with Roller	NEW-325C359G01	Mod NT
1157	Handrail Brush	NEW-626D142G01	32, 48
1719	HR Brush Screw	NEW-1719	
1193	Handrail Brush	NEW-628D061G01	
1057	Handrail Inlet Assembly Left	NEW-1057	
1056	Handrail Inlet Assembly Right	NEW-1056	
1162	Rack Assy Retaining Ring	NEW-X6ZS6H82	

Westinghouse

		
1159	1176	1177
		
1178	1225	1324
		
1237	1224	1323

1159	Modular Skirt Switch Button	NEW-681A641H01	
1176	Skirt Switch Button	NEW-694B930H01	Mod 100
1177	Skirt Switch Button Spring	NEW-X9BS3H59	
1178	HR Drive Roller Shaft (4.12")	NEW-630B001H01	
1225	HR Drive Roller Shaft (5.12")	NEW-630B001H02	
1324	Allen Head Screw	NEW-K4715H01	
1237	HR Guide Splice (4")	NEW-692B011H02	
1224	HR Guide Splice (4")	NEW-692B011H01	
1323	Socket Head Cap Screw with nut	NEW-864A925H01	

Westinghouse

		
1327	1150	1151
		
1132	1236	1721
		
1161	1117	1152

1327	Aluminum Disk	NES-145A464H01	
1150	End Plate Right	NEW-215B768H02	
1151	End Plate Left	NEW-215B768H01	
1132	Plunger Assy	NEW-1727C81G02	
1236	Plunger Assy	NEW-196C266H03	
1721	Step Tread Screw	NEW-1721	
1161	Main Drive Chain Guide Shoe	NEW-M5302H01	L, M, N
1117	Broken Chain Switch Shoe	NEW-196C126H07	
1152	End Plate Screw	NEW-X5ZS1H29	

Westinghouse

		
1720	1119	1220
		
1118	444	927
		
1570	1158 / 1175	750 / 1504 / 1620 / 1576

1720	Step Shims	NEW-1720	
1119	Roller Chain Brass Washer	NEW-X6FS1H11	
1220	Snap Ring	NEM-1220	
1118	Step Removal Tool	NEW-1118	
444	Step Axle Rubber Bushing	NEW-691B783H01	
927	HR Roller with Bracket Assy Right	NEW-197C527G03	
1570	Applicator Brush	NEW-2637C34H14	
1158	Main Drive Motor V Belt	NEW-5211D92H07	Mod 100
1175	Main Drive Motor V Belt	NEW-5211D92H08	Mod 220/250
750	Coil	NEW-X19NG10	
1504	Coil	NEW-X19KG15	
1620	Coil X19KG11	NEW-X19KG12	

Westinghouse



1122	Broken Chain Switch	NEW-321C201G03	
1507	Broken Chain Switch	NEW-2898C51G03	
1043	Underspeed Switch	NEW-2174C33H01	Mod 100
1319	HR Inlet Switch Assy Right	NEW-1760C20G01	
1320	HR Inlet Switch Assy Left	NEW-1760C20G02	
1506	Safety Switch	NEW-7428C92H30	
1321	3 Position T112 Switch	NEW-693B221H04	
1061	Speed Sensor	NEW-1722C01H01	Mod 220
1184	Temperature Sensor	NEW-1319B31G01	
442	Speed Sensor	NEW-864A978H02	Mod 100

Westinghouse

		
1628	1596	1590
		
1573	1582	1613
		
1571 / 1572	1581	1623 / 1624

1628	Armature Assy	NEW-W215B1	
1596	Armature Assy	NEW-W215B2	
1590	Holder/Shunt Assy	NEW-W6H	
1573	Copper Contact	NEW-W6	
1582	Relay Contact	NEW-W212	
1613	Armature Assy 15A-3P	NEW-T1977G07	
1571	Metal Graphite Contact	NEW-W51	
1572	Carbon Contact	NEW-W54C	
1581	Graphite Contact	NEW-W58	
1623	Carbon Contact (6-32 Hole)	NEW-W50C	
1624	Carbon Contact (10-32 Hole)	NEW-W50CX	

Westinghouse

		
1629	1626	1625
		
1627	1173 / 1242	
		
1284	1283	

1629	Contact Bridge	NEW-K4277G01	
1626	Contact Assy	NEW-W216C2	
1625	Contact Assy	NEW-W216C1-01	
1627	Contact Shunt (7" Long 15AWG)	NEW-W217S3	
1173	HR Guide Nylon (5 ft)	NEW-5060A88H01	
1242	HR Guide Nylon (24 ft)	NEW-5060A88H02	
1284	HR Guide Bottom Curve	NEW-T7572H04	
1283	HR Guide Top Curve	NEW-T7572H03	

KONE

Step, ECO3000



715	Step 600mm Silver with Yellow Demarcation	NEK-KM3713112
716	Step 600mm Black with Yellow Demarcation	NEK-KM3713113
721	Step 800mm Silver with Yellow Demarcation	NEK-KM3713114
1084	Step 800mm Black with Yellow Demarcation	NEK-KM3713115
729	Step 1000mm Silver with Yellow Demarcation	NEK-KM3713116
350	Step 1000mm Black with Yellow Demarcation	NEK-KM3713117

Step, ECO5000




1475	Step 600mm Silver without Demarcation	NEK-USP32639320
728	Step 1000mm Dark Gray with Black Demarcation	NEK-USP32639130
727	Step 1000mm Silver without Demarcation	NEK-USP32639120

Step, Eco



726	Step 1000mm Silver without Demarcation	NEK-USP32893003
3011	Step 1000mm Gray without Demarcation	NEK-USP32894003

Comb Plate



592	Comb Plate Right Yellow	NEK-KM994402H25	
1962	Comb Plate Right Black	NEK-KM994402H63	
591	Comb Plate Middle Yellow	NEK-KM994402H21	
2009	Comb Plate Middle Black	NEK-KM994402H61*	
590	Comb Plate Left Yellow	NEK-KM994402H24	
1961	Comb Plate Left Black	NEK-KM994402H62	
612	Comb Plate Right Black	NEK-US69971007	
611	Comb Plate Left Black	NEK-US69972007	
613	Comb Plate Middle Black	NEK-US68505007	
776	Comb Plate Middle Yellow	NEK-DEE2756162	
777	Comb Plate Right Yellow	NEK-DEE2756164	
797	Comb Plate Left Yellow	NEK-DEE2756163	

Comb, ECO5000

	
588	529
Middle Yellow	NEK-US69181002
Middle Black	NEK-US69181001

	
589	530
Left Yellow	NEK-US69182002
Left Black	NEK-US69182001

	
587	531
Right Yellow	NEK-US69183002
Right Black	NEK-US69183001


Comb, ECO3000

 <p>456</p>	 <p>1473</p>
<p>Description</p>	<p>NEEEP</p>
<p>Middle Yellow</p>	<p>NEK-KM3719606</p>
<p>Middle Black</p>	<p>NEK-KM3719609</p>
 <p>457</p>	 <p>689</p>
<p>Left Yellow</p>	<p>NEK-KM3719604</p>
<p>Left Black</p>	<p>NEK-KM3719607</p>
 <p>459</p>	 <p>688</p>
<p>Right Yellow</p>	<p>NEK-KM3719605</p>
<p>Right Black</p>	<p>NEK-KM3719608</p>


Comb, TM110



	Description	NEEEP	User
606	Comb Plate Center Aluminum	NEK-KM5130669H01	Kone
608	Comb Plate Center Aluminum Yellow	NEK-KM5130669H02	Kone
1474	Comb Plate Left Aluminum	NEK-KM5130667H01*	Kone
610	Comb Plate Left Aluminum Yellow	NEK-KM5130667H02	Kone
607	Comb Plate Right Aluminum	NEK-KM5130668H01	Kone
609	Comb Plate Right Aluminum Yellow	NEK-KM5130668H02	Kone



1747	Main Board	NEK-KM51224511G02	Eco
552	Power Supply Control Board	NEK-KM5072295G11	Eco
553	Power Supply Control Board	NEK-KM5072295G10	
933	Safety Extension Board	NEK-KM869917G01	Eco
1802	Safety Extension PC Board	NEK-KM3711832	Eco
1079	Relay Output Board	NEK-KM55019G03	
849	Circuit Board RK01	NEOK-DEE1581964	O&K
850	Circuit Board RY01	NEOK-DEE1752324	O&K



574	Main Board	NEK-KM840100G05	E3000
1801	Main PC Board	NEK-KM5072314G02	E3000
925	Main PC Board	NEK-KM5072314G02S	E3000
1352	Brake Board	NEK-KM857340G01	TM110
1354	Main Board	NEK-KM5274019G15E	TM110



524



713



523



522

524	Control Board	NEK-USP31788003	E5000
713	PC Board	NEK-USP24607002	E5000
523	Power Supply Board	NEK-USP32302004S	E5000
522	Power Supply Board	NEK-USP32635001	E5000



583



712



709



711



710



519 / 520 / 521

583	Relay Board	NEK-USP24549003	
712	Brake Control Board	NEK-USP24548003	
709	HR Speedsensor Board	NEK-USP24693	
711	PC Board	NEK-USP24702	
710	Missing Step Detector Board	NEK-USP31496	
520	Brake Board	NEK-USP32276114	
519	Brake Board	NEK-USP32276213	
521	Brake Board	NEK-USP32276214	



829




436



585



584



586

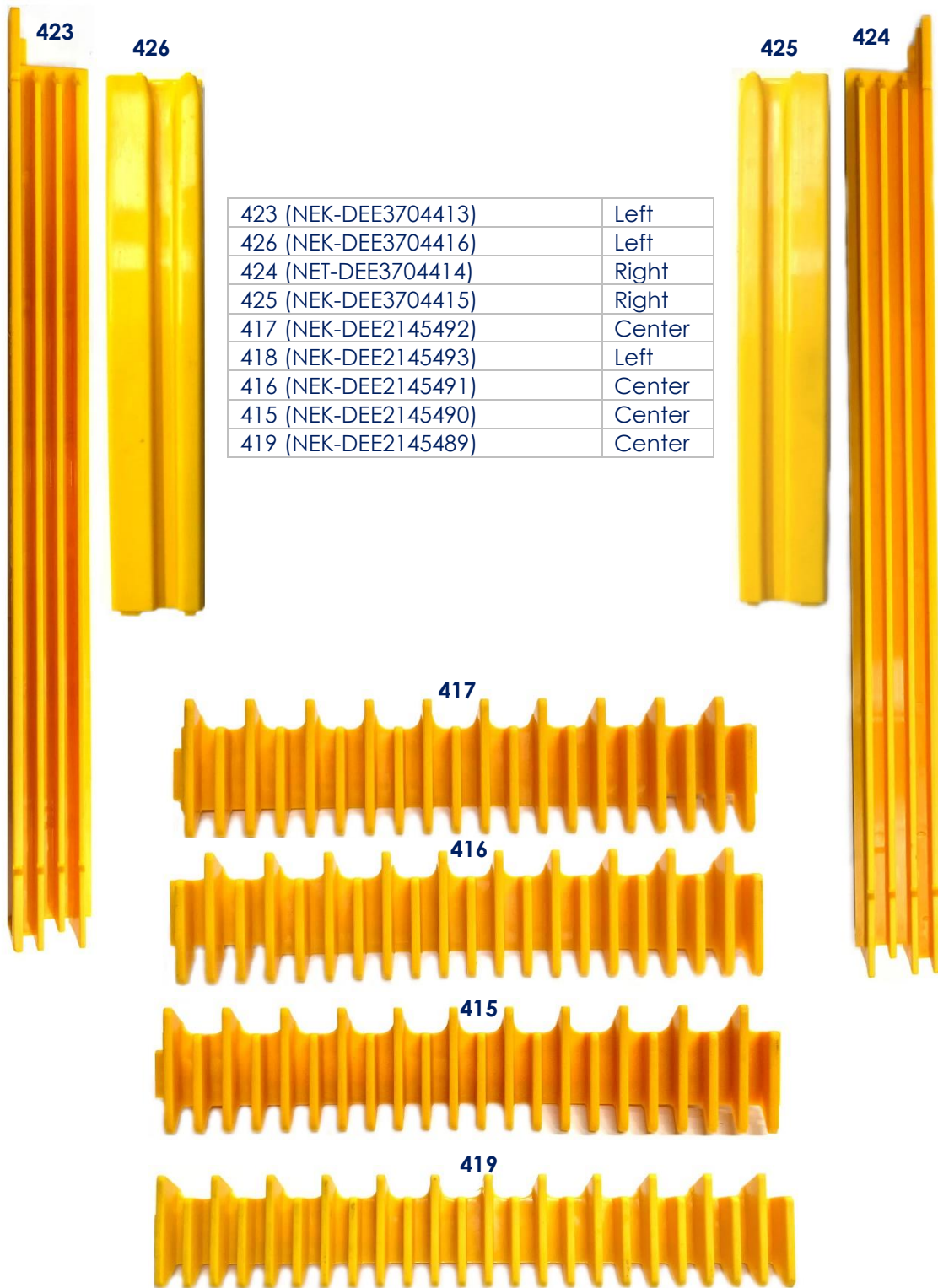



824

829	Annunciator Board	NEK-USP32886003	
436	Brake Control Board	NEK-KM5072299G01	
585	Relay Board	NEK-USP31787001	
584	Relay Board	NEK-USP31787003	
586	Brake Speed Board	NEK-USP24986001	
824	Board	NEK-KM860166G01	



151 (NEK-US69463102) Yellow	Left
886 (NEK-US69463101) Black	Left
692 (NEK-US69464102) Yellow	Right
532 (NEK-US69464101) Black	Right
1535 (NEK-US69461002) Yellow	Left
1539 (NEK-US69461001) Black	Left
1536 (NEK-US69462002) Yellow	Right
885 (NEK-US69462001) Black	Right
1537 (NEK-US69465102) Yellow	Center
533 (NEK-US69465101) Black	Center
1538 (NEK-1538)	Locking Nut
528 (NEK-DEE2465357)	Demarcation Screw
605 (NEK-US520420102)	Demarcation Kit Yellow
460 (NEK-US520420101)	Demarcation Kit Black





1491 / 1492



895



538



482 / 1407

1491	HR Pressure Structure Right	NEK-KM5213289G01	
1492	HR Pressure Structure Left	NEK-KM5213289G02	
895	HR Drive Shaft	NEK-US94025002	
538	HR Drive Shaft Type 80 with Bearings	NEK-KM5275100G02	
482	Roller Guide Chain	NEK-USP34381002	
1407	Roller Guide Chain	NEK-USP34404001	




484	Brake Assembly 5250-63	NEK-KM50315934R01	
485	Brake Assembly 5250-51	NEK-USP32275001	
798	Brake Assembly 5250-48	NEK-USP32275001	
1660	Brake Assembly 5250-65	NEK-KM51038084R01	
1661	Brake Assembly 5250-55	NEK-1661	
1662	Brake Assembly 5250-54	NEK-US96585001	
1918	Brake Assembly 5250-40		

		
245	841	1245
		
1968	1234	569
		
891	929	844

245	Roller 75mmx23.5mm	NEK-KM3685362	
841	Roller 75mmx23.5mm	NEK-DEE1790038	
1245	Step Roller	NEK-USP29865	
1968	Step Axle	NEK-USP39564K01	
1234	Step Roller 100mmx25mm	NEK-KM5248778H01	
569	Step Guide Roller 1.5"x13mm	NEK-US69006002	
891	HR Newel End Roller	NEK-USP23261	
929	Step Roller	NEK-US510266	
844	Roller	NEK-DEE2206948	

		
550	455	1862
		
825	1987	2000
		
871 / 2065 /	848	237

550	HR Steel Roller	NEK-DEE1563846	
455	Roller 60mmx64mm	NEK-DEE2173045	
1862	HR Newel End Roller	NEK-USP22723	E3000
825	Step Roller	NEK-USP29864	
1987	Open End Wrench for Step Roller	NEM-1987	
2000	Step Chain Connector	NEK-KM5009354G01	
871	Lagging (30mm)	NEK-DEE3721645	
2065	Lagging (33mm)	NEK-DEE1763085	
848	Lagging (38mm)	NEOK-US518993	
237	Tooth Belt	NEK-US77590108	

		
241	701	599
		
499	462	500
		
1958		

241	Reverse Guide Roller Chain	NEK-KM5070679G03	
701	Reverse Roller Chain	NEK-US520386	
599	Reverse Guide Roller Chain	NEK-KM5232300G02	
499	End Bracket	NEK-KM5070649H01	
462	Bracket 10mm	NEK-KM5070648H01	
500	Bearing	NEK-DEE8006269	
1958	Newel Kit	NEK-KM51372131V002	

525	685	
556	469	222
823	561	236

525	Encoder Kit	NEK-USP38046001	
685	Encoder 5-28VDC	NEK-KM5215822H01	
556	Encoder NM768-NR5V	NEK-KM973479	
469	Encoder	NEK-KM836527H01	Eco 3000
222	Encoder	NEK-US96210001	Eco 5000
823	Encoder Cable 5.5m	NEK-US96293001	
561	Encoder Bearing Puller	NEK-US521090	
236	Encoder Magnet Ring Rotor	NEK-US96209101	

		
1757	557	473
		
1759	981	860
		
601	573	703

1757	HR Speed Sensor Roller	NEK-USP34459001	Eco5000
557	HR Speed Sensor Roller	NEK-USP32884001	
473	HR Speed Sensor Roller	NEK-USP34651001	
1759	HR Speed Sensor Roller	NEK-USP38134001	
981	Sensor Roller Left	NEK-KM5071696G01	
860	HR Speed Sensor Roller (w/o Pin)	NEK-USP26936	
601	HR Drive Belt	NEK-US93885001	
573	HR Drive Belt	NEK-US69302001	
703	HR Drive Belt (10 Ribs)	NEK-703	

		
1841 / 1863	826	1638
		
1241	600	562
		
1715	1716	817

1841	Comb Impact Switch Assy	NEK-KM5072328G21	
1863	Comb Impact Switch Assy	NEK-KM5072328G23	
826	Missing Step Switch Assembly	NEK-USP24875	
1638	Power Supply	NEK-US521305001	
1241	Guide Track 13'	NEK-US60263010	
600	HR Guide Strip	NEK-US69161001	E5000
562	H202 Keyswitch with Cable	NEK-KM823645G01	
1715	Missing Step Sensor	NEK-40202	E5000
1716	Missing Step Sensor Kit	NEK-1716	E5000
817	Power Supply	NEK-S82K-05024	E3000

		
559	686	874
		
1099	1098	880
		
1434 / 1435	517	1967

559	Vibrating Alarm	NEK-US60913	
686	Fuse 600V 1Amp	NEK-US51816001	
874	Transformer 200-600V	NEK-US68533003	
1099	HR Guide Bal	NEK-KM5273241G03	
1098	Newel Upper Left Hand	NEK-USP34377020	
880	Door Catch Frame	NEK-US93214001	
1434	Upper Roller Bow Left	NEK-KM5071177G01	
1435	Upper Roller Bow Right	NEK-KM5071178G01	
517	2 Speed Exhaust Fan	NEK-US506707	
1967	HR Takeup Assy Left	NEK-USP38005002	

		
681	467	470
		
1349	705	563
		
872	873	828


681	Slow Action Limit Switch	NEM-KM255190	
467	Keyswitch	NEK-US97054001	E3000
470	Strip Switch	NEK-US69907026	Eco5000
1349	Sensor	NEM-1349	
705	Sensor	NEK-US92263001	
563	Demarcation Light Starter	NEK-US68149001	Kone
872	Soft Start 480V, 3-37A	NEK-KM849668H81	E3000
873	Step Level Switch	NEK-US94651001	Kone
828	Missing Step Switch	NEM-US94654002	Kone



822	Push Pull Switch	NEK-US94839001	
471	Push/Pull Switch	NEK-US65974002	E5000
547	HR Speed Sensor	NEK-USP24860	E5000
546	Push Button / Pilot Light	NEK-US68167	
545	L201 Keyswitch	NEK-US94826002	E5000
1873	L201 Keyswitch	NEK-US94263001	
2002	Door Lock Keyswitch (L201 Key)	NEK-US94264001	
472	Stop Alarm Switch	NEK-US68689001	E5000
560	Missing Step Sensor	NEK-US97030001	E5000
1233	Soft Starter 440-480V 25.3A	NEK-US97037001	

		
1258	1584	1844
		
1508	852	1798
		
1489	1217	821 / 837 / 820

1258	Phase Monitor Relay	NEK-US14452	
1584	Circuit Breaker	NEK-US52958001	
1844	Transformer 500V	NEK-US28601	
1508	Limit Switch	NEK-KM979282	
852	Limit Switch	NEK-KM5225925	
1798	Sensor	NEK-KM829341G04	
1489	Step Level Switch	NEM-KM831398G01	
1217	Info Display	NEK-KM3711816	Eco3000
821	Annunciator 24V	NEK-USP30000	
837	Annunciator 110V	NEK-USP30000110	
820	Annunciator 220-240V	NEK-USP30000220	



548	Starter 600VAC 17AMP	NEK-KM5072316H30	E3000
905	Starter 1DR 17A	NEK-USP38252303	
614	Smart Motor Controller 150-C30NBD-NC	NEK-KM50091778H06	
779	Smart Motor Controller 150-C19NBD	NEM-779	
575	Starter Panel (5kA 460VAC 60Hz Phase 3)	NEK-USP34666001	
576	Starter Panel (5kA 600VAC 60Hz Phase 3)	NEK-US520973011	
577	Starter Panel (5kA 480VAC 60Hz Phase 3)	NEK-US520667001	
882	Starter Panel (5kA 600VAC 60Hz Phase 3)	NEK-USP34487003	
1325	Brake Panel	NEK-USP31808002	
834	Soft Starter 200-600V 3 Phase 50/60 Hz	NEK-US521349234	
1356	Soft Starter 200-600V, 3 Phase	NEK-KM849668H35	

		
1845	527 / 1866	978
		
1878	1879	904
		
1969	1970	1889

1845	Ecstart Controller 208-230V	NEK-US520141210	
527	Ecstart Controller 200-600V 1-22Amp	NEK-KM986745H61	
1866	Ecstart Controller 200-600V 1-22Amp	NEK-KM986745H01	
978	Step Upthrust Switch	NEK-US96224002	
1878	Comb Impact Assy	NEK-USP32507001	
1879	Comb Impact Assy	NEK-USP32507003	
904	Level Switch Kit	NEK-KM831401G01	Kone
1889	HR Roller Cluster	NEK-USP27057	
1969	HR Guide Assy Upper Left	NEK-USP38249001	
1970	HR Guide Assy Upper Right	NEK-USP38255001	



1971	Split Sprocket #80-2 30T	NEK-KM51335313G01/E	
807	Step Chain Sprocket	NEK-807	
682	Split Sprocket	NEK-KM5275101H01	
503	Split Sprocket 100 23T	NEK-USP32976001	
502	Bull Gear Sprocket 100	NEK-US59011	
785	Split Sprocket 80-2 29T	NEK-USP32972001	
542	Bull Gear Sprocket 80	NEK-US60923	
1991	Split Sprocket #80-2 26T	NEK-KM5275111H01	

474	894	893
1148	480	
535	1786	

474	Handrail Drive Coupling Set	NEK-US520669	Kone
894	Handrail Drive Coupling Set (Assembled)	NEM-AJ15A28MM	Kone
893	Coupling Sprocket Set	NEK-USP32339001	Kone
1148	Step Chain Press Assy	NEK-KM51154380R01	Kone
480	Comb Plate Hydraulic Impact Test Kit	NEK-US521054003	Kone
535	HR Drive Sheave with Hub	NEK-KM5252112G01	
1786	Sheave Hub	NEK-1786	



708	Newel End Roller	NEK-DEE0531257	
796	Chain 35 HDM 2PR	NEK-DEE2448918	
702	Balustrade Reverse Guide Chain	NEK-KM5071663G01	
2008	Step Chain Link	NEK-USP27975001	
518	Step Chain (1 Axle)	NEK-US94418101	
1982	Step Chain (6 Axle)	NEK-US94418102	
1070	Step Chain 13KV-SF (for 10 Steps)	NEK-DEE3685365	
827	Offset Chain Link 13KV-SF	NEK-DEE3685366	
1853	Step Chain 5E (1 Axle)	NEK-USP34297010	E5000

		
603	2019	616
		
579	570	819
		
1432	2004	516

603	HR Roller Cluster	NEK-KM5130070G01	
2019	HR Roller Cluster	NEK-KM5075883G01	
616	Solenoid Brake	NEK-KM5274053	
579	Tachometer 24VDC 48V 15RPM	NEK-US65981	
570	Tachometer Sheave 4"	NEK-US60823	
819	Tachometer Belt Kone	NEK-US19501108	
1432	Chain Oil Brush	NEK-KM51284655	
2004	Oiler Assy	NEK-KM51421716G01/B	
516	Auto Oiler	NEK-USP34116001	

		
1355	468	581
		
501	1211	676
		
1433	892	781

1355	Thermostat	NEK-US59571	
468	HR Throwoff Roller Assy	NEK-KM938136H01	
581	Timing Belt Pulley	NEK-US93127002	
501	Newel Bottom Guide	NEK-US94575001	
1211	Cable Assy	NEK-US513626	
676	Brake Adapter Plate	NEK-US68301	
1433	Stop Button Cover	NEK-US60185	
892	Key Switch Cover	NEK-KM817017H01	
781	Guide Pad	NEK-KM5060021	

		
1235	997	900
		
1556	1230	899
		
1788 / 1789	1813	1960

1235	Step Bushing	NEK-DEE1972874	
997	Newel Roller Guide Bearing	NEK-US514072	
900	Contact Plate	NEK-DEE1131826	
1556	Roller	NEK-KM5060152	
1230	Lower End Keyswitch	NEK-KM51202997R11	
899	HR Idler Assy Roller	NEK-USP32941001	
1788	Step Taper Insert Left	NEK-US69634001	
1789	Step Taper Insert Right	NEK-US69634002	
1813	Plate	NEK-KM5275103H01	
1960	Tension Roller Assy Left	NEK-KM5253138G12	

		
1551	1085	2010
		
1552	780	1353
		
2006	2001	578

1551	Roller Assembly Set	NEK-KM5063202	
1085	Step Guide Pad	NEK-KM5070729H01	
2010	Outer Step Axle Bushing	NEK-US69207001	
1552	Counter Bracket Left	NEK-DEE2146635	
780	Counter Bracket Right	NEK-DEE2146634	
1353	Encoder Hub	NEK-KM5215840H01	
2006	Switch Plate Kone	NEK-US68646001	
2001	Coupling	NEK-US69662002	
578	Coupling Hub	NEK-US69663001	



790	HR Roller Left	NEK-KM5071592G01	
791	HR Roller Assy	NEK-DEE3691791	
789	HR Roller Right	NEK-KM5071594G01	
2018	HR Roller	NEK-KM5071245G02	
792	HR Roller	NEK-KM5071242G01	
2021	HR Roller	NEK-KM5071245G01	
977	HR Guide Roller	NEK-KM5071160H01	
749	Anti Slide Knob	NEK-US35107102	
793	Anti Slide Knob	NEK-793	



864	HR Drive Sheave	NEK-USP32648003	
865	HR Drive Sheave	NEK-USP32950001	
582	HR Drive Sheave	NEK-USP32646003	
870	HR Drive Sheave	NEK-USP34339002	
593	HR Drive Idler Sheave	NEK-USP32647002	
861	Take-Up Weldment Belt Cam	NEK-USP32016001	
862	Take-Up Weldment Belt Cam	NEK-USP32017001	
1959	HR Takeup Assy Right	NEK-USP38452001	
504	HR Takeup Idler Sprocket	NEK-US67096	
1593	HR Drive Take Up Assy	NEK-USP32661	



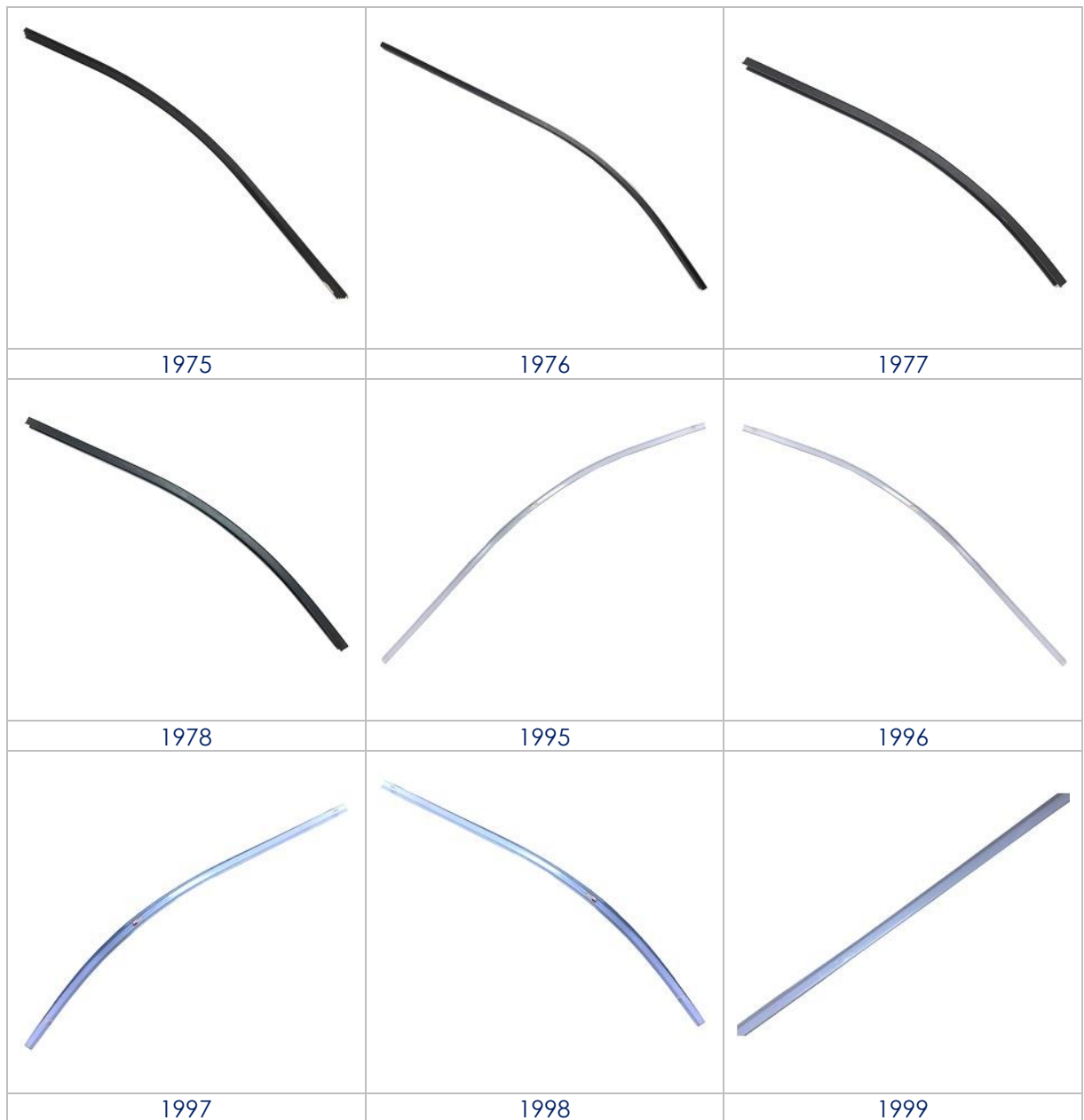
1785	HR Drive Sheave Lower	NEK-US38762	
536	HR Drive Sheave	NEK-DEE4001026	
534	HR Drive Sheave	NEK-US67107002	
806	HR Drive Sheave	NEK-DEE4001093	
675	Sprocket 59 Teeth #40 Chain Pitch 1/2"	NEM-40A59	
580	Sprocket 49 Teeth #50 Chain 5/8 Pitch	NEK-US96387001	
594	Split Ring with Polyurethane	NEK-US521206	
808	Split Ring with Rubber	NEK-DEE3691161	
495	Sprocket 15-Teeth 50 Chain	NEM-US94463101	
554	Sprocket	NEK-US96388001	

		
868	866	867
		
1665	1679 / 1837	1686
		
1677	1678	869

868	HR Drive Shaft U-Shape Boss	NEK-US69521002	
866	HR Idler Drive Shaft	NEK-US69032001	
867	HR Idler Drive Shaft	NEK-US69031001	
1665	Roller Assy	NEK-KM5009368G11	
1679	Shim	NEK-US32497003	
1837	Shim	NEK-DEE0075123	
1686	Shim Support Plate	NEK-DEE0791162	
1677	Skirt Switch Button	NEK-US69989001	
1678	Skirt Switch Button Plate	NEK-US93193001	
869	Screw M20 GR10.9, 130MM	NEK-US68744016	

		
1685	1687	1680
		
1684	1681 / 1682 / 1683	690
		
979	980	2005

1685	Lip Track Plate	NEK-DEE2231223	
1687	Gearbox Mounting Plate	NEK-US521262	
1680	Lock Screw M10x25	NEK-KM3711096	
1684	Square Nut M10	NEK-KM5063316	
1681	Lock Nut M8	NEK-KM281565	
1682	Lock Nut M10	NEK-KM280167	
1683	Lock Nut M12	NEK-KM280168	
690	Plastic Clip	NEK-KM5072999H01	
979	HR Indoor Roller Left	NEK-KM5071185G01	
980	HR Indoor Roller Right	NEK-KM5071188G01	
2005	HR Drive Roller	NEK-DEE3691642	



1975	HR Lower Curve Base	NEK-US96818101	
1976	HR Upper Curve Base	NEK-US96820101	
1977	HR Lower Curve Base	NEK-US94836001	
1978	HR Lower Curve Base	NEK-US69873001	
1995	Skirt Light Cover Upper Left	NEK-KM5272924H01	
1996	Skirt Light Cover Upper Right	NEK-KM5272925H01	
1997	Skirt Light Cover Lower Left	NEK-KM5272926H01	
1998	Skirt Light Cover Lower Right	NEK-KM5272927H01	
1999	Skirt Light Cover Middle 2400mm	NEK-KM5252528H01	



490



492



515



506



493



784

515	Apex Guard 30 Degree Left	NEK-USP38304001	
506	Apex Guard 30 Degree Right	NEK-USP38305001	
493	Horizontal Deck Guard	NEK-USP15412	
784	Deck Guard	NEK-784	
490	Support Curve	NEK-US32926	
492	Step Chain Support Curve Lower	NEK-US59259	



464	Front Plate Cover Outer Left	NEK-KM5072732H01	Kone
463	Front Plate Cover Outer Right	NEK-KM5072736H01	Kone
1213	Front Plate Inner Lower	NEK-KM5072737H01	Kone
465	Front Plate Cover Inner Right	NEK-KM5072738H01	Kone
466	Front Plate Cover Inner Left	NEK-KM5072733H01	Kone

1141		1140		1139
698	1988	1553		
2003				

1141	Front Inner Plate	NEK-KM5232402H01	
1140	Front Outer Plate	NEK-KM5273533H01	
1139	Front Inner Plate	NEK-KM5232404H01	
698	Aluminum Cover	NEK-KM950977G01	
1988	Aluminum Cover	NEK-KM946840G01	
1553	HR Inlet	NEK-KM5232317G01	
2003	Glass Inner Frontplate	NEK-KM925295G01	



615	HR Inlet	NEK-KM5072085H01	
1555	HR Inlet	NEK-KM3712262	
875	Door Inner Front Plate Left	NEK-US69444001	
876	Door Inner Front Plate Right	NEK-US69445001	
877	Door Outer Front Plate Left	NEK-US69446001	
878	Door Outer Front Plate Right	NEK-US69447001	

O&K / Montgomery



1671



1672



1673

1671	Comb Plate Middle	NEK-US68505005	Montgomery
1672	Comb Plate Left	NEK-US68506005	Montgomery
1673	Comb Plate Right	NEK-US68507005	Montgomery

O&K / Montgomery



1854	Comb Plate Left Yellow	NEK-US46634Y	Montgomery
1015	Comb Plate Right Yellow	NEK-US46635Y	Montgomery
774	Comb Plate Left Yellow	NEOK-DEE1718891Y	O&K
773	Comb Plate Center Yellow	NEOK-DEE1718892Y	O&K
775	Comb Plate Right Yellow	NEOK-DEE1718890Y	O&K



487	Front Plate Cover Inner Right Aluminum	NEK-US94831001	Montgomery
486	Front Plate Cover Outer Right Aluminum	NEK-US94833001	Montgomery

	
809 (NEK-US519551) Step Axle	
	
475 (NEK-KM5071451G01) Connector	851 (NEOK-DEE2170825) Connector
	
1550 (NEOK-DEE1763838) Step Bushing	1549 (NEOK-DEE1970316) Step Axle Bushing
	
602 (DEE2126891) Roller Guide	
	
1231 (NEOK-2260356) Washer	1548 (NEOK-DEE2191072) Step Locking Tab

		
687	996	1667
		
1408	812	
		
843	846	

687	KBS Newel End Roller	NEK-US519300	
996	HR Newel Roller Chain Nylon Frame	NEK-DEE2467615	
1667	Drive Sprocket Double Row 24 Teeth	NEOK-DEE1985125	
1408	185 Keyswitch	NEOK-DEE2247123	
812	Banana Track Guide	NEOK-US519556	
843	Cheese Roller (Long Stud)	NEK-DEE1563847	
846	Cheese Roller (Short Stud) for O&K	NEK-DEE2230687	



OTIS

Step, RB, RBC




1557	Step 24" Wide Black with Yellow Painted Demarcation	NEO-A6291G13
814	Step 40" Wide Black for Otis RB	NEO-A6291G14

Step 506



1277	Step 8000mm Silver	NEO-GO6291P8
2039	Step 8000mm Silver with Yellow Dem	NEO-GO6291P8D
1146	Step 8000mm Black with Yellow Dem	NEO-GO9703BS10
2040	Step 1000mm Silver	NEO-GAA455
2022	Step 1000mm Silver with Yellow Dem	NEO-GAA455BV
813	Step 1000mm Black with Yellow Dem	NEO-GAA26140

Step Tread



1412	Step Treads Left Non-Removable	NEO-455BA1
1438	Step Treads Center Non-Removable	NEO-455CA1
1413	Step Treads Right Non-Removable	NEO-455AD1

Comb, 506

	
33	1476
Middle Aluminum	NEO-GO453D1
Middle Yellow	NEO-GO453D1Y

		
27	30	935
Left Aluminum	NEO-GO453D5	
Left Yellow	NEO-GO453D5Y	NEO-GO453D3Y

		
32	31	934
Right Aluminum	NEO-GO453D6	
Right Yellow	NEO-GO453D6Y	NEO-GO453D4Y

Comb, J, UB



NEEP	No of Teeth	Length	Stock No.	
			Aluminum	Yellow
NEO-GOA453A1	18	6 in	26	1003
NEO-GOA453A4	17	5.75 in	25	1334
NEO-GOA453A5	16	5.4 in	24	1001
NEO-GOA453A6	17	5.6 in	23	1002
NEO-GOA453A9	15	5 in	22	1004


Comb O, R, RB, RBC



NEEEP	Description	Stock #	
		Yellow	Black
NEO-453Z1	Comb plate 6" long 18 teeth	803	1033
NEO-453Z2	Comb plate 5-7/16" long 16 teeth	801	1034
NEO-453Z3	Comb plate 5-11/16" long 17 teeth		1035
NEO-453Z4	Comb plate 5-3/4" long 17 teeth	799	1032
NEO-453Z5	Comb plate 5-3/8" long 16 teeth	1077	447
NEO-453Z6	Comb plate 5-5/8" long 17 teeth	800	448
NEO-453Z8	Comb plate 5-13/16" long 17 teeth		1036
NEO-453Z9	Comb plate 5" long 15 teeth	802	230
NEO-453Z10	Comb plate" long 18 teeth		1037
NEO-453Z11	Comb plate 5-3/4" long 17 teeth		1038
NEO-453Z12	Comb plate 6-1/8" long 18 teeth	1114	1361
NEO-453Z13	Comb plate 5-7/8" long 17 teeth	1113	1039



223



224

223	Missing Step Detector Board	NEO-ASG00C429	
224	Main Board	NEO-ASG00C522	

Step Chain



1745	Step Chain (1 Axle)	NEO-GBA26150AQ7
------	---------------------	-----------------



1743	Step Chain (2 Axle)	NEO-GBA26150AQ3
1744	Step Chain (10 Axle)	NEO-GBA26150AQ15

Countershaft



1776	Countershaft 600mm (32")	NEO-4601A108	J, UB
1775	Countershaft 1000mm (48")	NEO-4601A110	J, UB

		
<p>914 (NEO-456AT2) HR Drive Roller 3"odx3-1/8"w</p>	<p>930 (NEO-AAA456ZD1) HR Guide Roller</p>	<p>928 (NEO-290BR2) Chain Roller</p>
		
<p>924 (NEO-GO290AJ9) Chain Roller</p>	<p>244 (NEO-GO290AJ11) Step Roller 76mmx20mm</p>	<p>1115 (NEO-290AJ2) Step Roller 3"x3/4"</p>
		
<p>1653 (NEO-A290AB1) Step/Chain Roller</p>	<p>1654 (NEO-290DIM) Step/Chain Roller</p>	<p>476 (NEO-YX9703JN1) Stopped HR Device Assy</p>

		
1948	1086	238
		
984	461	838
		
234	1254	1727

1948	Timer Relay	NEO-GO613AC2	
1086	Solenoid Brake	NEO-GO222P9	
238	Solenoid Brake	NEO-GO222P1	
984	T-Head Screw	NEO-GX65BD503	
461	Proximity Switch	NEK-US515293	
838	Speed Relay 24VAC	NEO-YXGO630D2	506, 506SL, 606
234	Transformer	NEO-GO225DJ1	506SL
1254	Vibrating Horn	NEO-A924G	
1727	Encoder	NEO-ABA633L1	



991	Broken Chain Switch Manual Reset	NEO-GBA177HL1	506
1774	Micro Switch	NEO-GBA177HA1	
990	Micro Switch	NEO-GBA177HK1	
193	Lower Landing/Step and Skirt Switch	NEO-7009A1	
194	Slack Chain Tension Device Switch	NEO-177AV1	
1575	End Switch	NEO-GCA177GF1	
191	Lower Landing Switch	NEM-7009A2	
192	Step Skirt Switch	NEM-7009A3	
1136	Main Drive Chain Control Assy with Switch	NEO-XAA26220DE1	
1137	Brake Chain Assy with switch	NEO-XAA26220DE3	



1505	Tripper Switch	NEO-6098D1	
1207	Switch Assy Left	NEO-AAA6098NR2	
1208	Switch Assy Right	NEO-AAA6098NR1	
1155	Broken Chain Sensor / Cable	NEO-174BE1	
992	FRD Switch	NEO-6098ZA3	
1101	FRD Switch Arm Left	NEO-287W1	
1198	FRD Switch Arm Right	NEO-287W2	
985	Relay Controllers Buzzer	NEO-6219D2	
1326	Single Contact Switch	NEO-7035A25	
195	3 Position Keyswitch	NEO-6410E6	



1087	Brake Coil	NEO-222EN1	
1088	Brake Coil	NEO-222KA1	
1089	Brake Coil	NEO-222KA5	
235	Coil	NEO-222CY5	
1735	Coil	NEO-222CY1	
1736	Coil	NEO-222CD1	
1737	Coil	NEO-222EB2	
1738	Coil	NEO-222EB1	
1939	Skirt Switch Spring	NEO-90YA13	
1940	Skirt Switch Tripper	NEO-EA2155-56	

		
1206	1204 / 1947	1205 / 1203
		
986	805	1734
		
1369	1031	1722

1206	HR Guide (4" Long)	NEO-385JM4	
1204	HR Guide (122" Long)	NEO-385JM1	
1947	HR Guide Upper Bow (16" Long)	NEO-385JM6	
1205	HR Guide Lower Curve	NEO-385JG1	
1203	HR Guide Upper Curve	NEO-385JF1	
986	Roller Pin	NEO-GO465BA1	
805	Roller Support Molding (5 Roller)	NEO-GO2215P1	
1734	Roller Support Molding (3 Roller)	NEO-GO2215P5	
1369	Handrail Brush Holder	NEO-A180AE1	
1031	Handrail Guard	NEO-A384JR1	
1722	Handrail Guard	NEO-A6337P1	

		
443	1007	923
		
987	1693	1691
		
1200	1692	1690

443	Step Shims	NEO-GAA255MG1	
1007	Step Chain Inner Link	NEO-430AZ2	
923	Step Chain Connector Link	NEO-923	
987	Guide Shoe	NEO-237AW1	
1693	Guide Shoe	NEO-GX237AW1	
1691	Guide Shoe	NEO-237BE1	
1200	HR Guide Pulley	NEO-198AD2	
1692	Spacer	NEO-462CA3	
1690	Bolt	NEO-77VT1	

		
159	190	937
		
937	1290	189
		
1367 / 186	1261 / 1262	

159	HR Nylon Sheave with Spacer	NEO-GO2215AB20	506
190	HR Sheave with Bearings	NEO-GO2215AB37	506
937	V-Drive Pulley	NEO-198AA1	RBC
1290	HR Drive Sheave	NEO-1290	
189	HR Drive Sheave	NEO-265AW1	
1367	HR Drive Chain Sprocket (7.41" Bore 68 Teeth)	NEO-YXGO195BL1	J, UB
186	HR Drive Chain Sprocket (8.75" Bore 68 Teeth)	NEO-195CB1	R, RB
1261	Base Plate Idler Sprocket Right	NEO-GO386APD2	J, UB
1262	Base Plate Idler Sprocket Left	NEO-GO386APD1	J, UB



1149	HR Drive Belt 7 Ribs	NEO-GO717A1	506
1370	Poly V-Belt, 6 Ribs 149"	NEO-V717AAA1	
1885	HR Drive Belt	NEO-GOB260AF2	506SL
1886	HR Drive Belt	NEO-GCA717D1	506NCE
1937	HR Drive Belt	NEO-GAA717E1	506NCE

		
919	1534	916
		
1199	917	918
		
915	1340	

919	Elastic/Locking Nut	NEO-919	
1534	Jam Nut	NEO-1534	
916	Keyed Steel Washer	NEO-131BG1	
1199	Spring	NEO-90CC1	
917	Bronze Washer	NEO-128AL1	
918	Oil Less Bushing	NEO-335E40	
915	Notch Washer	NEO-131BE1	
1340	Tension Device T Head Bolts	NEO-GO56AK1	



1341	HR Idler Plate & Sprocket Assy	NEO-YXGOA195BG1	
1293	HR Idler Plate	NEO-YXGO386AKV1	
187	HR Idler Sprocket 24 Teeth 60	NEO-195BZ1	R, RB
188	HR Idler Sprocket 24 Teeth 80	NEO-195FW1	RBC
1253	HR Idler Sprocket (20T #60 Bearing 6304)	NEO-GOA195BF1	J
1347	HR Idler Sprocket (20T #60 Bearing 6205)	NEO-YXGOA195BF1	
2011	HR Idler Plate & Sprocket Assy	NEO-A105BK1	
988	Bracket	NEO-386BJX2	
989	Bracket	NEO-386BJX1	



1228	Gear 86 Teeth	NEO-A199AD1	R, RB, RBC
1917	Gear 93 Teeth	NEO-A199AE1	R, RB, RBC
1227	Gear 20 Teeth	NEO-A199R1	R, RB, RBC
1920	Gear 22 Teeth	NEO-A199R2	R, RB, RBC
1229	Gear Bearing	NEM-1229	



THYSSENKRUPP

Step, Velino



719	Step 800mm Silver with Yellow Demarcation	NES-1705769200
1806	Step 1000mm Silver without Demarcation	NES-30554000



1333	Hollow Axle	NET-17050734	
1767	Open End Wrench for Hollow Axle		
397	Step Chain Roller	NET-1705060100	

Tugela, Comb Plate



406	Comb Plate Aluminum	NET-4090160000	
1494	Comb Plate Aluminum Yellow	NET-4090160000	

Velino, Comb Plate



407	Comb Plate Aluminum	NET-4090110000	
1093	Comb Plate Aluminum Yellow	NET-4090110001	
405	Comb Plate Plastic Yellow	NET-4090110002	
1153	Comb Plate Aluminum	NET-4090110000L	
1497	Comb Plate Aluminum Yellow	NET-4090110000LY	

Comb Plate



355	Comb Plate Left Aluminum	NET-80011400L	
1499	Comb Plate Left Aluminum Yellow	NET-80011400LY	
357	Comb Plate Right Aluminum	NET-80011400R	
1498	Comb Plate Right Aluminum Yellow	NET-80011400RY	

Walkway, Comb Plate



360	Walkway Comb Plate	NET-70099	
361	Walkway Comb Plate	NET-74500800	
404	Walkway Comb Plate	NET-4090150000	



Demarcation



427 (NET-1705724700) Center 284mm 33Teeth




428 (NET-1705724600) Center 328mm 39Teeth



429 (NET-1705724501)	Left
430 (NET-1705724502)	Right

Demarcation



362 (NET-L47332158A)	Left
373 (NET-L47332245A)	
363 (NET-L47332158B)	Right
372 (NET-L47332244A)	
366 (NET-L47332153B)	Front Middle
371 (NET-L47332240A)	
364 (NET-L47332154A)	Front Left
365 (NET-L47332154B)	Front Middle
369 (NET-L47332156A)	Back Middle Black
370 (NET-L47332242A)	Black
368 (NET-L47332155B)	Back Right Black

Rollers

	
964 (NET-1709674800) Anti Static Roller	962 (NET-1709087900) HR Support Roller
	
1468 (NET-17090429) HR Support Roller	961 (NET-1709138700) HR Guide Roller

Velino

	
384	390
	
392	388
	BELT
387	

384	Handrail Pulley without Shaft	NET-1709066500A	Velino
390	Handrail Pulley with Shaft	NET-1709066300	Velino
392	Handrail Pulley with Shaft	NET-1709101700	Velino
388	Handrail Pulley with Shaft	NET-1709066500	Velino
387	Handrail Pulley with Shaft	NET-170915400	Velino

Tugela Pulley



383	Handrail Pulley without Shaft	NET-70022A	Thyssen Tugela
394	Handrail Pulley with Shaft	NET-17091019	Thyssen Tugela
391	Handrail Pulley with Shaft	NET-17091015	Thyssen Tugela

Pulley




389	Handrail Pulley with Shaft	NET-17091541	
385	Handrail Pulley with Shaft	NET-1709154200	
393	Handrail Pulley with Shaft	NET-1709736500	
386	Handrail Pulley with Shaft	NET-1709736900	

HR Drive Shaft



1922	HR Drive Shaft 600mm (Shaft Ø 70mm)	NET-3EK-D70	
1923	HR Drive Shaft 800mm (Shaft Ø 70mm)	NET-4EK-D70	
1924	HR Drive Shaft 1000mm (Shaft Ø 70mm)	NET-5EK-D70	
1925	HR Drive Shaft 600mm (Shaft Ø 80mm)	NET-3EK-D80	
1926	HR Drive Shaft 800mm (Shaft Ø 80mm)	NET-4EK-D80	
1927	HR Drive Shaft 1000mm (Shaft Ø 80mm)	NET-5EK-D80	



953	HR Drive Shaft Bearing (Moveable)	NET-7003370000	
954	HR Drive Shaft Bearing (Fixed)	NET-7043330000	
1911	Main Shaft Bearing	NET-7043330000	

Step Chain



1091	Step Chain (Pin 116) Thyssen	NET-1707008500-116	
1912	Step Chain (Pin 118) Thyssen	NET-1707008500-118	
1913	Step Chain (Pin 119) Thyssen	NET-1707008500-119	

	
<p>1444 / 399</p>	<p>959</p>
	
<p>1443</p>	<p>704</p>
	
<p>381</p>	


1444	HR Drive Wheel	NET-1709115000	Velino
399	HR Drive Wheel	NET-1709752000	
959	HR Gear Connector	NET-7006280000	Velino
1443	HR Drive Wheel	NET-1709748700	
704	Handrail Newel Roller	NET-11873305	
381	Newel Chain	NET-1737525800	Velino




1249	HR Inlet Plugin	NET-80017500	
1250	HR Inlet Plugin	NET-80017600	
1252	HR Inlet Plugin	NET-80017800	
1251	HR Inlet Plugin	NET-80017700	
1424	HR Inlet (Bottom Right / Top Left)	NET-8001630000	Velino
1425	HR Inlet (Bottom Left / Top Right)	NET-8001640000	Velino
734	HR Inlet Stainless Steel (Bottom Right / Top Left)	NET-1352534502	Velino
735	HR Inlet Stainless Steel (Bottom Left / Top Right)	NET-1352534501	Velino



376	HR Inlet	NET-80016200	Tugela
1330	HR Inlet plugin	NET-80017400	
1248	HR Inlet plugin	NET-80017300	
377	HR Inlet	NET-80016100	Tugela
380	HR Inlet with Keyswitch	NET-80016100HB	Tugela
1247	HR Inlet Plugin	NET-80017100	
1329	HR Inlet Plugin	NET-80017200	



1644	HR Inlet Stainless Steel	NET-1352560502	Tugela
1645	HR Inlet Stainless Steel	NET-1352560501	Tugela
379	HR Inlet	NET-8001700	Tugela
378	HR Inlet	NET-80016900	Tugela



1641	HR Inlet Left	NET-80014900	
1640	HR Inlet Right	NET-80014800	
1643	HR Inlet Left	NET-11800127	
1642	HR Inlet Right	NET-11800126	

		
1647 / 1695	1374	966
		
1646		1306
		
963	938	1469

1647	Demarcation Clamping Ring	NET-25400200	
1695	Step Arm Lock Washer	NET-11852302	
1374	Comb Plate Washer	NET-25395600	
966	Step/Chain Supervision Switch Cam	NET-8002750000	
1646	Brake Junction Box	NET-1701855800	
1306	Cover Plate Bushing	NET-8000150000	
963	Handrail Guide	NET-80010100	
938	Handrail Guide	NET-11873401	
1469	Adjusting / Leveling Bolt	NET-50338080	

		
1309	1310	1308
		
1307	1465	1372 / 1373
		
1639	958	1467

1309	Countersink Screw	NET-20059600	
1310	Countersink Screw Plastic	NET-20059700	
1308	Cotter Bolt Spring	NET-70114600	
1307	Lifting Plate Bolt	NET-80001700	
1465	Stop Switch Cover	NET-1708728300	
1372	Brake Arm IP54	NET-1701942900	
1373	Brake Arm IP44	NET-1701943000	
1639	Step Guide	NET-11876326	
958	Sliding Block	NET-1701234500	
1467	Coupling Male/Female	NET-1901157200	



1328	Comb Light Yellow 24V	NET-63399100	
1371	Comb Light White 24V	NET-66511800	
439	Speed Monitor Kit	NET-99999965	
441	Power Supply 24 VAC/DC	NET-DPP30-24	
1707	Precision Switch	NET-XA-860-1003-03	
1717	Contact Output Module	NET-2576	
1703	Power Supply (24VDC-2.5A)	NET-EL-PWR-00400	
1335	Relay 6A 24VDC	NET-690CA3	
1828	Missing Step Sensor	NET-69004400	
348	Missing Step Sensor	NET-8609000103	

		
1439	714 / 401	454
		
948 / 1904	782	1921
		
1829	1830	

1439	HR Guide Newel for Thyssen Tugela	NET-17370021	Tugela
714	HR Guide Left	NET-1737525501	Velino
401	HR Guide Right	NET-1737525502	Velino
454	Control PC Board	NET-9755597	
782	Brake 1250N-100VDC	NET-65502300	
948	Brake 600N-110VDC	NET-1701941700	
1904	Brake 800N-100VDC	NET-65502300-800	
1921	Board ESCM-0405	NET-EL-PCC-1250	
1829	Brake Rectifier	NET-EL-REC-0060	
1830	Brake Rectifier	NET-8800500007	

		
1402	1404	1401
		
1100 / 1403	1405	1400
		
920	1445	

1402	Comb Plate Switch	NEM-8609000040	
1404	Comb Pit Cover Switch	NEM-11955913	
1401	HR Inlet Switch	NEM-8800400005	
1100	Step/Chain Switch	NEM-8800400006	
1403	Proximity Limit Switch	NEM-64106400	
1405	Step Brake Switch	NEM-11955912	
1400	Ratchet Proximity Limit Switch	NEM-11955844	
920	Comb Plate Switch	NET-8609000074	
1445	Aux Contact Block	NET-EL-CBA-0080	

		
1698	974	1700
		
1702	1761	398
		
440	1689	1756

1698	Up/Down Keyswitch (C31313 Key)	NET-11956076	
974	HR Entry Key Switch	NET-8609000123	
1700	Drive Chain Sensor	NET-11955893	
1702	Initiator Proximity Sensor	NET-64215600	
1761	Asymmetry Relay (400-500VAC)	NET-11955971	
398	Brake Controller	NET-8605000066	
440	Speed Monitor Relay	NET-68005600	
1689	Motor Temperature Relay	NET-EL-REL-0450	
1756	Timer Relay	NET-65003700	

1332	1697	
1350	1336 / 1337	1704
1428	1791	1105

1332	Drive Chain Proximity Switch	NET-8609000102	
1697	Brake Sensor	NET-11BE950284	
1350	Governor Speed Sensor	NET-8609000100	
1336	Motor Sensor	NEM-1336	
1337	HR Speed Sensor	NET-11955892	
1704	Proximity Sensor	NET-8609000101	
1428	HR Speed Sensor	NET-8800100095	
1791	HR Proximity Sensor	NET-64214900	
1105	Motor Speed Sensor	NET-8609000100	



1849	Skirt Brush Middle (1100mm)	NET-1735558500	
1847	Skirt Brush Middle (2490mm)	NET-1735558300	
1850	Skirt Brush Bottom Left	NET-1735558201	
1848	Skirt Brush Top Left	NET-1735558701	
952	Main Drive Sprocket (20B-2, 20T)	NET-1701503600-20T	
1910	Main Drive Sprocket (20B-2, 21T)	NET-1701503600-21T	



Drive Motors

Stock #	Description	Type	
949	Escalator Drive Motor 7.5Kw 480V	TM-7.5KW-480	
1905	Escalator Drive Motor 9Kw 480V	TM-9KW-480	
1906	Escalator Drive Motor 10.5Kw 480V	TM-10.5KW-480	
1907	Escalator Drive Motor 12Kw 480V	TM-12KW-480	
1908	Escalator Drive Motor 13.5Kw 480V	TM-13.5KW-480	
1909	Escalator Drive Motor 15Kw 480V	TM-15KW-480	

HAUGHTON

Comb Plate



Left Aluminum NEH-83086 (746)
Left Aluminum Yellow NEH-83086Y (744)



Right Aluminum NEH-83085 (1125)
Right Aluminum Yellow NEH-83085Y (1126)



Center Aluminum NEH-63018 (1437)
Center Aluminum Yellow NEH-63018Y (747)



Left NEH-83084 (912)
Left Yellow NEH-83084Y (743)



Right NEH-83083 (911)
Right Yellow NEH-83083Y (745)

Comb Plate



1903	Comb Plate Center	NEH-60682	
1985	Comb Plate Left	NEH-80815	
1986	Comb Plate Right	NEH-80821	



604	Step Axle 48"	NEH-73842	Haughton
-----	---------------	-----------	----------



1182	Micro Switch	NEH-80319	Haughton
1264	Floor Plate / Step Chain Switch	NEM-1264	Haughton
1574	Coil 110V 60Hz	NEH-2A01	Haughton
906	Step Chain Roller 3-1/2"x1"	NEH-97662	
345	Step Trail Roller 3"x1"	NEH-97444	
1872	Step Roller with Stud	NEH-SWS770761	

		
1154	1116	1733
		
1287	1171	913
		
1192		

1154	Tread Screw	NEH-90917	
1116	Tread Screw	NEH-93031	
1733	Floor Plate Bolt	NEH-1733	
1287	Idler Stud Shaft	NEH-93382	
1171	Step Wheel Shaft	NEH-93483	
913	Axle Bushing	NEH-90936	
1192	Idler Sprocket	NEH-3-40398-45	

MISC.

		
1169	1416 / 1823	1792 / 1201
		
1316	1394	1395
		
700		

1169	Caution Sign (4.25x9.75) Heavy	NES-A558D
1416	Caution Sign (4.25x9) Heavy	NEM-ESCAL9
1823	Caution Sign (4.25x9) Light	NEM-1823
1792	Caution Sign (4x7.75) Heavy	NES-1792
1201	Caution Sign (4x7.5) Light	NEM-2838C22H09
1316	Test Tag Aluminum	NEM-1316
1394	Brake Torque Tag	NEM-1394
1395	Code Data Plate Tag	NEM-1395
700	Escalator Tag (NYC Escalator ID #)	NEK-700



1746




1612



1803


1746	Barricade 42" 3 Panel	NEM-ASG142B
1612	Barricade 42" 4 Panel	NEM-ASG142C1
1803	Barricade 42" 6 Panel	NEM-ASG143-0616

Misc.



1053	Soffit Guard Left	NES-SCV315277	
1054	Soffit Guard Right	NES-SCV315276	
1387	Wedging Guard Left 30 Degree	NES-SWV241170	
1388	Wedging Guard Right 30 Degree	NES-SWV241171	
509	Guard Ceiling Left	NEK-509	
510	Guard Ceiling Right	NEK-510	

Misc.



1583	Barrier 4-1/2"x21" (hole distance: 3-1/2")	NES-CLQ9306	
1587	Barrier 4"x6"x21" (hole distance: 4")	NEM-197C553H02	
511	Barrier 4x21	NEM-511	
1168	Barrier 9"x21" (hole distance: 8")	NES-CLQ9307	
1376	Barrier 8"x11-3/4"x22" (hole distance: 8")	NEM-197C553H01	
505	Barrier (6-1/2"x23") no-hole	NEK-US93323001	
508	Barrier (5-3/4"x23-1/2") (hole dis: 4")	NEK-KM831336H01	
1989	Barrier (5-3/4"x26-1/2") (hole dis: 4")	NEK-KM5209497H01	
1843	Barrier (8-1/2"x23-1/4") (hole dis: 6-1/2")	NEK-KM831336H13	
1990	Barrier (8-1/4"x27-1/2") (hole dis: 6-1/2")	NEK-5239166H01	







479	Start Key Switch with Mount	NES-479
479	Emergency Stop / Start Key Switch with Mount	NES-479
526	Emergency Stop Button with Lift Cover	NEK-DEE2296519
684	Emergency Stop Button with lift Cover / Start Key Box	NEK-684
1094	Escalator Start/Stop Box Combo NYC (120VAC Buzzer)	NEM-10ES3FNYC
450	Combination Stop/Start Box	NEM-450
1708	Emergency Stop Box	NEW-7243C42G01
1415	Up/Down Stop Switch Box	NEW-2645C61G01
699	Emergency Stop Button with Lift Cover	NEK-699



903	Key Switch Cover	NES-CLQ0439	
1753	Start Up/Down/Normal Key Switch Box	NEM-1753	
1754	Start Up/Down/Normal Key Switch Box	NEM-1754	
683	Emergency Stop Button with lift Cover in Box	NEM-683	
1755	Start Up/Down/Run Key Switch Box	NEM-1755	
201	Emergency Stop Switch	NEO-9703DM4	
445	Start Key Switch with Box	NEM-445	
1594	Emergency Stop Switch Assy Lower End	NEK-KM831329G01	E3000
1595	Emergency Stop Switch Assy Upper End	NEK-KM831329G02	E3000

Misc.

		
1887	1888	1900
		
1901		

1887	Escalator Start Push Button (Green)	NEM-1887	
1888	Escalator Stop Push Button (Red)	NEM-1888	
1900	Start, Up/Down Switch Assy (H202 Key)	NEK-KM817022G01	Kone
1901	Up/Down/Run Switch Assy (D018 Key)	NEK-USP39073001	Kone

Misc.

		
1095	1410	1389
		
1480	1483	1479
		
1397	1348	1993

1095	H202 Key	NEM-1095	
1410	T112 Key	NES-7366Z	
1389	202 Dimple Key	NES-315358	
1480	KMS1 Key	NES-297117	
1483	MS1 Key	NES-CLQ9768	
1479	B6281-1 Key	NES-SSI398646	
1397	185 Key	NEOK-DEE1761111	
1348	E1 Key	NEO-AAA194AX1	
1993	L201 Key	NET-L201	

	
<p>1080 / 1081</p>	<p>1449</p>
	
<p>1300</p>	<p>1446</p>
	
<p>555</p>	<p>1477</p>

1080	Run Box with 3 Meter Cable	NES-SSI897997-3	Schindler
1081	Run Box with 8 Meter Cable	NES-SSI897997-8	Schindler
1449	Run Box (6 Pin Connector)	NEF-140162	Fujitec
1300	Run Box (6 Pin Connector)	NET-8611000043-6	Thyssen
1446	Run Box (10 Pin Connector)	NET-8611000043-10	Thyssen
555	Run Box	NEK-KM50317004G01	Kone
1477	Run Box	NEK-KM5211672G01	Kone

Misc.



1447	Run Box (3 Pin Connector)	NEO-XAA26220AA1-3	Otis
1448	Run Box (6 Pin Connector)	NEO-XAA26220AA1-6	Otis
1527	Run Box (10 Pin Connector)	NHY-1527	Hyundai
1528	Run Box	NEA-1528	Anlev

1331	185 / 1652
242 / 1351 / 1358	184 / 1973
1723	1972

1331	Comb Light 24 VDC 6 Watt (Amber)	NES-SME438517	
185	Demarcation Light 120V	NEM-LEDW6D120	
1652	Demarcation Light 24V	NEM-LEDW6D24	
242	Under-Step Demarcation Light 24VAC	NEM-MES970	
1351	Under-Step Demarcation Light 120VAC	NEM-MES891	
1358	Under-Step Demarcation Light 24-120VAC	NEM-MES798	
184	Under-Step Demarcation Light Green 120VAC/DC	NEM-DL16G120	
1973	Under-Step Demarcation Light White 120VAC/DC	NEM-DL16W120	
1723	Demarcation 18" LED Light	NEM-226618	
1972	Demarcation LED Light 9-30V DC 5W Natural White	NEM-R2160	

Misc.

		
572	778 / 2007	483 / 832
		
1194 / 1617	833 / 1619	

572	Lamp Kit Green for Kone	NEK-US520069	
778	Demarcation Light 120V	NEK-US96222002	
2007	Demarcation Light 24VAC	NEK-US68144003	
483	Demarcation Green Light 115VAC	NEK-KM992192G02	
832	Demarcation Green Light 24VAC	NEK-KM992192G01	
1194	Under Step Lamp Shield Green (Short)	NES-NAA462404	
1617	Under Step Lamp Shield Green (Long)	NEK-US44662002	
833	Lamp TLD 18W/17 Green 24Inch	NEM-TLD18W/17	
1619	Lamp F15T8-CW	NEM-1619	



2082	Escalator Running Direction Indicator HY-03 24V DC		
2081	Escalator Running Direction Indicator HY-03 24V AC/DC		
2080	Escalator Running Direction Indicator HY-02 24V AC/DC		
2077	Escalator Running Direction Indicator ERI-01 24V DC		
2078	Escalator Running Direction Indicator ERI-02 24V DC		
2079	Escalator Running Direction Indicator ERI-03 24V DC		

Misc.

		
896	897	840
		
564	477 / 478	433 / 1835
		
1083 / 1069	1064	

896	Flange Mount Ball Bearing	NEK-KM885184	Kone
897	Flange Mount Ball Bearing	NEK-US96948001	Kone
840	Flange Bearing	NEM-US67819	Kone
564	Flange Bearing	NEM-US69168002	Kone
477	Pillow Block Bearing 60mm	NEM-P212	
478	Pillow Block Bearing 2-15/16	NEM-PX15	
433	Flange Bearing 50mm	NEM-433	Schindler
1835	Flange Bearing 65mm	NEM-1835	
1083	Pillow Block Bearing	NEM-1083	
1069	Pillow Block Bearing	NEM-1069	
1064	Flange Bearing	NEW-5207D42H58	

		
679	678	1547
		
1414	1485	1577
		
753	1941	

679	Taper Lock Bushing 1610-28mm	NEM-161028	
678	V Belt Pulley AK17x58	NEM-AK17X58	
1547	Keyless Bushing 40mm	NES-1547	
1414	Step Gauge (Metric/Standard)	NEM-1414	
1485	Torque Test Tool (Warner Brake)	NEK-KM50317050G02	
1577	Anti Static Brush	NEM-SEE310595	
753	Anti Static Brush	NEK-DEE3668555	
1941	Step/Skirt Vibration Measuring Kit	1941	

Misc.

		
77	551	565
		
1766	1292	1588
		
932	451	815

77	Handrail Removal Tool	NES-TD282	Schindler
551	Handrail Removal Tool	NEK-US520315	Kone
565	Step Removal Tool	NEK-US93884001	Kone
1766	Cotter Pin Puller	NEM-1766	
1292	Access Cover Tool	NEM-1292	
1588	Hex Key 5mm	NEM-1588	
932	Step Pin Lifter Tool	NEO-VP878095	Otis
451	Suction Cup	NEM-N4950	
815	Micrometer Torque Wrench 3/4" 120-600 lb	NEN-815	

Misc.



1055

1768

1579

1578

453

853

1655

1130

1131

1055	Micro Switch	NEM-1055	
1768	Limit Switch	NEM-1768	
1579	Micro Switch	NEM-1579	
1578	Micro Switch	NEM-1578	
453	Limit Switch	NEM-453	
853	Limit Switch	NEM-853	
1655	Limit Switch	NEM-1655	
1130	Micro Switch	NEM-1130	
1131	Micro Switch	NEM-1130	



1790	Universal Skirt Switch Left/Right	NEM-1790	
1317	Universal Skirt Switch Left/Right	NEM-1317	
1915	Skirt Switch	NEM-1915	
740	Limit Switch	NEM-740	
1066	Buzer	NEM-1066	
1758	Encoder	NEK-PSMM-RPE1U	

Misc.

		
901	1338	
		
1339	737	1378
		
1718	1134	1318

901	Sensor	NEM-901	
1338	Sensor	NEM-1338	
1339	Sensor	NEM-1339	
737	Motor Speed Sensor	NEM-737	
1378	Sensor	NEM-1378	
1718	Sensor	NEM-1718	
1134	HR Proximity Sensor	NEM-1134	
1318	Sensor	NEM-1318	

Misc.



854	Circuit Breaker ZM663CNA	NEM-NZMH6-63	
855	Circuit Breaker NZMH463NA	NEM-NZMH4-63-NA	
859	Contactor DIL2AM	NEM-DIL2AM	
858	Contactor DIL0844NA	NEM-DIL 08-44-NA	
856	Clutch Brake Control CBC801-1	NEM-CBC-801-1	
857	Contact Block 10250T3	NEM-857	
1436	Contactor 230VAC	NEM-1436	

Misc.

		
458	11	1488
		
528	1102	1103
		
566 / 567	354	1487

458	Comb Screws	NEK-DEE2239393	O&K
11	Comb Screws	NES-DIN91200	Schindler
1488	Comb Screw (Metric)	NEM-1488	Peele / Haughton
528	Demarcation Screw	NEK-DEE2465357	Kone
1102	Demarcation Screw	NES-DIN798107	Schindler
1103	Demarcation Clip	NES-858986	Schindler
566	Comb Impact Screws	NEK-US68738004	Eco
567	Screws 5/16-18 1/2"	NEK-US68622001	Kone
354	Comb Screws	NEM-354	Otis
1487	Comb Screws (Metric)	NEM-1487	Otis 506

Roller Chain/Link



Chain	Master/Connector Link	Offset Link
Roller Chain 10B-1	√	√
Roller Chain 12B-1		
Roller Chain 16B-1		
Roller Chain 16B-2		
Roller Chain 20B-2		
Roller Chain 35-1		
Roller Chain 40-1		
Roller Chain 41-1		
Roller Chain 50-1		
Roller Chain 50B-1		
Roller Chain 60-1		
Roller Chain 60-2		
Roller Chain 60-5		
Roller Chain 80-1		
Roller Chain 80-2		
Roller Chain 80-3		
Roller Chain 100-1		
Roller Chain 100-2		
Roller Chain 100-3		
Roller Chain 120-1		
Roller Chain 120-2		

Chain Breaker



Description	NEEP #
Chain Puller 35-60	1266
Chain Puller 80-240	1265
Chain Breaker/Detacher 25-60	1268
Chain Breaker/Detacher 60-100	1267
Chain Breaker/Detacher 100-180	1486



HITACHI HYUNDAI FUJITEC

Rollers

	
1450 (NHT-H2202101) HR Drive Roller with Hub 5-1/2od x 1-1/2W	1451 (NHT-H2221702) HR Drive Roller 5-1/2od x 1-1/2W
	
1452 (NHT-H2214407) HR Drive Roller 90mmx60mm	1453 (NHT-NT170513) Step Roller 80mmx20mm
	
1454 (NHT-H2100545) Step Roller	

Comb



1456	Comb Plate Left Yellow Plastic	NHT-H2200122	
1455	Comb Plate Right Yellow Plastic	NHT-H2200124	
1458	Comb Plate Middle 15T Yellow Plastic	NHT-H2200115	
1457	Comb Plate Middle 17T Yellow Plastic	NHT-H2200116	
1964	Comb Plate Middle 19T Yellow Plastic	NHT-H2200119*	

Demarcation



1461 (NHT-H2106211) Front



1462 (NHT-H2106223) Back



1460 (NHT-H2106231)Right



1459 (NHT-H2106230)Left

		
1502	1503	1615
		
1616	1614	
		
1522	1526	1524

1502	HR Drive Roller with Hub 5-1/4"od	NHY-613C001G01	
1503	Pressure Roller 3"od	NHY-613C002G02	
1615	HR Pressure Roller	NHY-613C002G01	
1616	HR Pressure Roller	NHY-1616	
1614	Step Roller	NHY-650C003G03	
1522	Comb Plate Left	NHY-655B013H06L	
1526	Comb Plate Center	NHY-655B013H06C	
1524	Comb Plate Right	NHY-655B013H04	

Demarcation

1514



1515



1514	NHY-645B024H02	Left
1515	NHY-645B024H01	Right
1518	NHY-645B023H01	17 Teeth
1516	NHY-645B023H03	20 Teeth
1517	NHY-645B023H02	22 Teeth
1520	NHY-645B028H01	14 Teeth
1519	NHY-645B028H02	18 Teeth

1518



1516



1517



1520



1519




Comb Plate








409	Comb Plate Left Plastic Black	NEF-0129CAE001LB	
1362	Comb Plate Left Plastic Yellow	NEF-0129CAE001LY	
410	Comb Plate Center Plastic Black	NEF-0129CAD001B	
412	Comb Plate Center Plastic Yellow	NEF-0129CAD001Y	
408	Comb Plate Right Plastic Black	NEF-0129CAE001RB	
1315	Comb Plate Right Plastic Yellow	NEF-0129CAE001RY	
413	Comb Plate Center Plastic Black	NEF-FJCP12008	
414	Comb Plate Right Plastic Black	NEF-FJCP12009	

Comb Plate




2096	Comb Plate Left	NEF-X129AV1	
2094	Comb Plate Center	NEF-X129AT1	
2095	Comb Plate Right	NEF-X129AW1	
1429	Comb Plate Right	NEF-X129V1R	
1430	Comb Plate Center	NEF-X129VIC	

Comb Plate

		
2090	2089	2091
		
2092		2093

2090	Comb Plate Left	NEF-FBP0102-001	
2089	Comb Plate Center	NEF-FBP0101-001	
2091	Comb Plate Right	NEF-FBP0103-001	
2092	Comb Plate Left	NEF-FBP0104-001	
2093	Comb Plate Right	NEF-FBP0105-001	

Comb Plate



2097	Comb Plate Center	NEF-T129AB	
2098	Comb Plate Left	NEF-T129AA	
2087	Comb Plate Center	NEF-FPA0104	
2088	Comb Plate Left	NEF-FPA0105	

Rollers


	
<p>907 (NEF-0900301) HR Drive Roller 112mmx35mm</p>	<p>1365 (NEF-YL534) Roller 76mmx20mm</p>
	
<p>1366 (NEF-C62320001) HR Pressure Roller 60mmx68mm</p>	

Demarcation



420 (NEF-0129CAA001)	Left
421 (NEF-0129CAB001)	Right
422 (NEF-0129CAC001)	Center

Demarcation




1382 (NEA-HTBK-02)	Left
1383 (NEA-HTBK-03)	Right
1381 (NEA-HTBK-01)	Center



ELEVATOR PUMP/MOTORS

Elevator Motor/Imo Pump




Imperial Hydraulic Elevator Pump AC Dry Motor

Description	NEEP
10HP 208V 1080RPM Frame 256T	330
40HP 200V 1800RPM Frame 286T	162
50HP 200V 1800RPM Frame 324T	163
50HP 230/460V 1800RPM Frame 324T	164
60HP 200V 1800RPM Frame 326T	165
60HP 230/460V 1800RPM Frame 326T	166
75HP 200V 1800RPM Frame 364T	167
75HP 230/460V 1800RPM Frame 364T	168

Imo Pump

Description	NEEP
G3DB-187 Dry/Belt Driven for Hydraulic Elevator	317
G3DB-218 Dry/Belt Driven for Hydraulic Elevator	318
G3DB-250 Dry/Belt Driven for Hydraulic Elevator	319
A3DB-275 Dry/Belt Driven for Hydraulic Elevator	320
AG3DB-312 Dry/Belt Driven for Hydraulic Elevator	321
G3DB-350 Dry/Belt Driven for Hydraulic Elevator	322

Submersible Motors



Submersible Elevator Pump Motor (US Motors)

Description	NEEEP
20 HP 200V 3600 RPM Frame 160.ZBS	315
20 HP 230/460V 3600 RPM Frame 160.ZBS	316
25 HP 200V 3600 RPM Frame 160.ZBS	307
25 HP 230/460V 3600 RPM Frame 160.ZBS	308
30 HP 200V 3600 RPM Frame 160.ZBS	309
30 HP 230/460V 3600 RPM Frame 160.ZBS	310
40 HP, 200V 3600 RPM, Frame 160.ZBS	311
40 HP 230/460V 3600 RPM Frame 160.ZBS	312
50 HP 200V 3600 RPM Frame 160.ZBS	313
50 HP 230/460V 3600 RPM Frame 160.ZBS	314

Submersible Elevator Pump Motor (Imperial)

NEEEP	Description	Manufacture
331	20HP 200V 3600RPM Frame 217Z	217EAS020C001
332	20HP 230/460V 3600RPM Frame 217Z	217EAS020C015
333	25HP 200V 3600RPM Frame 217Z	217EAS025C001
334	25HP 230/460V 3600RPM Frame 217Z	217EAS025C015
335	30HP 200V 3600RPM Frame 217Z	217EAS030C001
336	30HP 230/460V 3600RPM Frame 217Z	217EAS030C015
337	40HP 200V 3600RPM Frame 217Z	217EAS040C001
338	40HP 230/460V 3600RPM Frame 217Z	217EAS040C015
339	50HP 200V 3600RPM Frame 217Z	217EAS050C001
340	50HP 230/460V 3600RPM Frame 217Z	217EAS050C015

NORTH EAST ESCALATOR PARTS

4850 33rd St. Long Island City, NY 11101

Tel: 718-361-2001 Fax: 718-361-2099

www.neeep.com – Email: sales@neeep.com