

BEGINNER LEVEL

Promise Keeper

EXODUS STUDY PART 1

A CHILDREN'S 4-WEEK BIBLE STUDY OF
THE BIRTH OF MOSES THROUGH THE 10 PLAGUES



Lindsey Carroll



Copyright © 2023 Lindsey Carroll / Driven By Grace®

All rights reserved. No part of this book may be reproduced or used in any manner without the written permission of the copyright owner except for the use of brief quotations in a book review.

ISBN: 9798538072347

Scripture quotations taken from the (NASB®) New American Standard Bible®, Copyright © 1960, 1971, 1977, 1995, 2020 by The Lockman Foundation. Used by permission. All rights reserved. www.lockman.org

Scripture quotations are from The ESV® Bible (The Holy Bible, English Standard Version®), copyright © 2001 by Crossway, a publishing ministry of Good News Publishers. Used by permission. All rights reserved.

First published, 2021

Revised June 2023

For more resources:

Follow on Instagram @drivenbygrace

Follow on Pinterest: pinterest.com/drivenbygrace

www.drivenbygrace.com

This Journal
Belongs To

Year

Age

Blank for double-sided printing

TABLE OF CONTENTS

<i>About the Author</i>	1
<i>Introduction</i>	2
<i>Helpful Resources to Enhance Study</i>	3
<i>Overview of Exodus</i>	4
I. WEEK ONE	
<i>Day 1: History of the Israelites in Egypt</i>	7
<i>Day 2: A New King in Egypt</i>	9
<i>Day 3: Midwives Commanded to Kill the Baby Boys</i>	11
<i>Day 4: Moses is Born</i>	13
<i>Day 5: Moses Killed an Egyptian</i>	15
<i>Week 1 Discussion Answer Guide</i>	18
II. WEEK TWO	
<i>Day 1: Moses Runs Away to Midian</i>	22
<i>Day 2: God's Covenant With Israel</i>	24
<i>Day 3: God Remembered</i>	26
<i>Day 4: The Burning Bush</i>	28
<i>Day 5: Moses Objects to God's Plan</i>	30
<i>Week 2 Discussion Answer Guide</i>	33
III. WEEK THREE	
<i>Day 1: Signs for Moses</i>	37
<i>Day 2: Aaron to Speak for Moses</i>	39
<i>Day 3: Moses Returned to Egypt</i>	41
<i>Day 4: Pharaoh Increased Israel's Labor</i>	43
<i>Day 5: Signs for Pharaoh</i>	45
<i>Week 3 Discussion Answer Guide</i>	48
IV. WEEK FOUR	
<i>Day 1: Plagues 1 and 2 (Blood and Frogs)</i>	52
<i>Day 2: Plagues 3 and 4 (Gnats and Flies)</i>	54
<i>Day 3: Plagues 5 and 6 (Livestock and Boils)</i>	56
<i>Day 4: Plagues 7 and 8 (Hail and Locusts)</i>	58
<i>Day 5: Plagues 9 and 10 (Darkness and Death)</i>	60
<i>Week 4 Discussion Answer Guide</i>	63
<i>Appendix: Resources and Endnotes</i>	66

ABOUT THE AUTHOR



My name is Lindsey. I am married to my best friend, Brendon, and we have been blessed with three beautiful children together — Easton, Aubrie, and Camden. Before starting this guide, I'd love to share a little about my testimony and our family to help you understand my background and how I began writing Bible study resources.

I believe God put this desire in my heart to teach others about Him through my Bible study creations. I am a believer in Christ, seeking to know the Lord, His Word, and sharing what I learn with others. I am merely trying to obey the ideas God has put on my heart and trust that He has a plan and purpose for it all.

In October 2019, I left my 7-year marketing career to become a stay-at-home mom. I loved my job, but I had a nudge on my heart that I needed to stay home with my kids. After pushing that voice aside for an entire year, I finally decided to obey the Lord.

Coming home was the best decision I made for my family. That decision led me to start homeschooling my kids, which then led to the creation of Driven By Grace®. The Lord graciously guided my family on a path that was better than any story we could have written for ourselves.

Now I am blessed to spend my time creating Bible study journals for children. I started creating these studies to help my own kids dive deeper into God's Word. I wanted a Bible study that was age-appropriate and covered full books of scripture and not just verses here and there. My goal is to help kids enjoy studying God's Word and learning about who He is. I want them to know what their Bible says by reading it themselves. These journals have been a blessing for my own kids and I pray they are a blessing for yours as well!

INTRODUCTION

WHY SHOULD KIDS STUDY THE BIBLE?

- To learn about God and who He is.
- To teach them that the Bible is God's letter to them.
- To help them learn how God wants us to live as Christians.
- To be equipped with God's Word on their hearts so they can know the truth.
- To grow in their knowledge and understanding of God's Word.

HOW TO USE THIS JOURNAL:

This Bible study journal is designed to be done with both the parent and the child. This journal is a great way for parents to engage with their children, learn alongside them, and help teach them about God's Word. There is scripture to read each day, background context provided, and discussion questions. This study is best completed with the parent present to help guide and answer any questions the child may have along the way. It's also a great opportunity to open a dialogue about God. You'll be surprised at the many other questions children will think of once the dialogue begins.

At the end of each day, there is an activity to help reiterate what was learned in the lesson. The intent of this journal is to help kids grow in their Bible literacy and understanding of God's Word. You will study small parts of scripture and dive deeper into those verses. This will help kids fully grasp what is being read by focusing on one part of the story at a time.

BIBLE TRANSLATIONS:


There are two categories of translations for the Bible known as "word-for-word" and "thought-for-thought". "Word-for-word" translations aim to translate each individual word literally to the English equivalent. A "thought-for-thought" translation aims to translate the text and its meaning to the English language.

- Examples of "word-for-word" translations: ESV, NASB, NET, NKJV, or KJV.
- Examples of "thought-for-thought" translations: CSB, NIV, or NLT.


This study was created using the NASB and ESV translations. I encourage you to try to use a "word-for-word" translation as you grow more comfortable in studying God's Word. Depending on the age of the child, NIV or NLT may be easier to understand in the beginning. It's also great to reference multiple translations for more clarity. If you need access to different translations, there are free websites to help. Check out Blueletterbible.org, Bible.com, and Biblehub.com.

HELPFUL RESOURCES TO ENHANCE STUDY

This Bible study is a great opportunity to take a deeper dive into ancient Egypt. Children can learn about what gods the Egyptians believed in and what they each represented. These aren't required for this Bible study, but they can provide great context and additional learning opportunities as you go through the book of Exodus. Here are some of my favorite resources we used in our study time.



A Child's Introduction to Egyptology: The Mummies, Pyramid, Pharaohs, Gods, and Goddesses
by Heather Alexander



Great Ancient Egypt Projects You Can Build Yourself
by Carmella Van Vleet



Free Download from HousetoHouse.com



TIP! Follow Driven By Grace on Pinterest for quick access to book and activity suggestions. Everything is saved on the Exodus board.



Scan for Pinterest Board

OVERVIEW OF EXODUS

WHO

Who wrote the book of Exodus?

The book of Exodus was written by Moses.

WHAT

What is the book of Exodus about?

Exodus is all about the redemption of God's people, the Israelites. In the first half of the book, God is rescuing His chosen people from Egypt. He caused 10 great plagues to punish the Egyptians and free the Israelites. The second half of the book is about Israel's journey to the Promised Land. God gave His 10 Commandments and the laws for the new nation of Israel.

WHEN

When was the book of Exodus written?

Moses wrote this book during the 40 years that Israel wandered in the desert. Sometime between 1440 and 1400 B.C.

WHERE

Where is the book of Exodus located in the Bible?

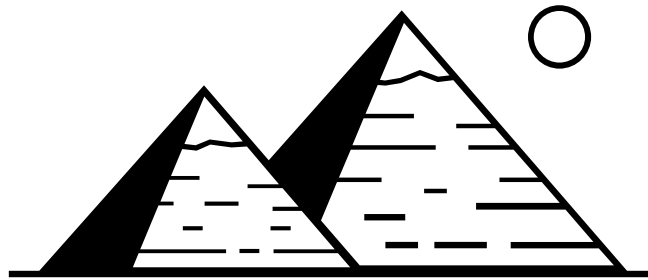
The book of Exodus is in the Old Testament. It is the second book in the Bible. The book of Exodus is part of the Pentateuch, which consists of the first five books of the Bible: Genesis, Exodus, Leviticus, Numbers, and Deuteronomy. Moses is believed to be the author of all five books.

WHY

Why was the book of Exodus written?

To give historical facts of the departure of Israel from Egypt. It shares how God fulfilled His covenant with Abraham, Isaac, and Jacob by making them a great nation.

WEEK ONE



WEEK 1 SUMMARY

BIBLE READING

- **Day 1: History of the Israelites in Egypt**
Genesis 41, Genesis 45:16-46:7, Genesis 47:1-12, and Exodus 1:1-7
- **Day 2: A New King in Egypt**
Exodus 1:8-14
- **Day 3: Midwives Commanded to Kill the Baby Boys**
Exodus 1:15-21
- **Day 4: Moses is Born**
Exodus 1:22-2:10
- **Day 5: Moses Killed an Egyptian**
Exodus 2:11-14

ACTIVITY IDEAS



TIP! Scan the QR code to access the Pinterest board with all the activity suggestions saved for this Bible study.



OPTION 1: WEAVE A PAPER BASKET

Make a woven paper basket to resemble the basket Moses was placed in.

SUPPLIES: 2 colors of construction paper, ruler, pencil, scissors & tape. Visit Driven By Grace on Pinterest for the link to the tutorial.

OPTION 2: COLOR/PAINT A PHARAOH HEADDRESS

Since we are learning about Pharaoh and Egypt, create a Pharaoh headdress with a free printable from learncreatelove.com. Visit Driven By Grace on Pinterest for the link to the tutorial.

OPTION 3: MAKE A PYRAMID

Get creative and try to make a 3D pyramid. You can make a pyramid out of legos, sugar cubes, or even paper. There are lots of ideas on Pinterest. Pick an idea online and replicate a 3D Egyptian pyramid.



WEEK 1: DAY 1

History of the Israelites in Egypt

Complete the crossword puzzle. Words are based on today's lesson.

ACROSS:

1. Where did Jacob's family move to?
4. Who are the descendants of Jacob?
5. Which son of Jacob's was in Egypt?

DOWN:

2. Who is the ruler of Egypt?
3. How many sons did Jacob have?
5. Whom did God rename to Israel?

DISCUSSION QUESTIONS:

1. What did God change Jacob's name to?
2. Who are the Israelites?
3. Why did Jacob (Israel) and his family move to Egypt?
4. Who is Pharaoh?



WEEK 1: DAY 2

A New King in Egypt

Color the picture



DISCUSSION QUESTIONS:

1. Why did the new Pharaoh feel threatened by the Israelites?
2. What did Pharaoh do to control the Israelites?
3. What did Pharaoh have the Israelites make?

INTERMEDIATE LEVEL

Promise Keeper

EXODUS STUDY PART 1

A CHILDREN'S 4-WEEK BIBLE STUDY OF
THE BIRTH OF MOSES THROUGH THE 10 PLAGUES



Lindsey Carroll



WEEK 1: DAY 1

History of the Israelites in Egypt

Start by reading:

Genesis 41, Genesis 45:16-46:7, Genesis 47:1-12, and Exodus 1:1-7

Before we learn about how God saved the Israelites from Egypt, we should understand how they even got there in the first place. Jacob is the son of Isaac and the grandson of Abraham. God made a promise to Abraham that he would become a great nation. This meant he would have many descendants (children) and would become strong in power. Through Jacob's family line (Abraham's grandson), the history of Israel began. God changed Jacob's name to Israel in Genesis chapter 35, when He blessed Jacob and told him he would become a mighty nation.

Jacob, his 12 sons, and all their families moved to Egypt when there was a great famine in the land of Canaan where they lived. A famine meant there was a shortage of food. Jacob's son, Joseph, was already living in the land of Egypt. God had blessed Joseph, and Pharaoh made Joseph a ruler over all of Egypt. This blessing allowed Jacob (Israel) and his family to move to Egypt during the famine. They had all the food they needed and pastures for their flock. Pharaoh respected Joseph and let his family live in the best of the land, called Goshen.

SUMMARIZE

In your own words, write what you learned from today's reading.



WEEK 1: DAY 1

History of the Israelites in Egypt

QUESTIONS

1. How did Joseph (Jacob's son) become a ruler in Egypt? (Genesis 41)

2. What did God change Jacob's name to? (Genesis 35:10) Who are the Israelites?

3. Why did Jacob (Israel) and his family move to Egypt? (Genesis 47:4)

4. How many people from Jacob's family arrived in Egypt? (Exodus 1:5)

5. What land did Pharaoh give to Jacob's family? (Genesis 47:6)

APPLY

How does God provide for your needs? Thank God for the blessings you have.



WEEK 1: DAY 1

History of the Israelites in Egypt

Complete the crossword puzzle. Words are based on today's lesson.

ACROSS:

- 1. Where did Jacob's family move to?
- 4. Who are the descendants of Jacob?
- 5. Which son of Jacob's was in Egypt?

DOWN:

- 2. Who is the ruler of Egypt?
- 3. How many sons did Jacob have?
- 5. Whom did God rename to Israel?

PRAYER

Write a prayer to God for something on your heart after today's lesson.



WEEK 1: DAY 2

A New King in Egypt

Start by reading:

Exodus 1:8-14

A new king has come to power in Egypt. The Pharaoh that respected Joseph and his family was no longer in power. This new Pharaoh had no idea who Joseph was, or what he had done for Egypt. The new Pharaoh just saw how much the Israelites were growing and began to feel threatened by the people. The Israelites were becoming so numerous that they were now being viewed as a threat to the Egyptians.

Pharaoh was worried that if a war ever took place, the Israelites would join the enemy and be a threat to Egypt. So in order to control the people and not let them rise against the Egyptians, Pharaoh made them slaves. He assigned taskmasters over the Israelites and gave them very hard labor. The Israelites had to make bricks and work in the field. Even though the Israelites were being treated harshly, they were still multiplying and increasing in number.

SUMMARIZE

In your own words, write what you learned from today's reading.



WEEK 1: DAY 2

A New King in Egypt

QUESTIONS

1. Why did the new Pharaoh feel threatened by the Israelites? (1:10)

2. What did Pharaoh do to control the Israelites? (1:11)

3. What happened to the Israelites after being inflicted with harsh labor? (1:12)

4. What work did the Israelites have to complete? (1:14)

5. What did Pharaoh task the Israelites to build? (1:11)

APPLY


When you are experiencing trials and hardships, how can you still glorify God?



WEEK 1: DAY 2

A New King in Egypt

Color the picture



PRAYER

Write a prayer to God for something on your heart after today's lesson.
