



BLUEBERRY PANCAKES










PROBABILITY CHART






BLUEBERRY PANCAKES EXAMPLE (15 BLUEBERRIES)



	RESULTS	PROBABILITY
1. How many pancakes got ONE blueberry only?	1/6	17% - Unlikely
2. How many pancakes got TWO or THREE blueberries only?	4/6 (or 2/3)	66% = Likely
3. How many pancakes got FOUR or more blueberries?	1/6	17% = Unlikely
4. Were there any outliers in the results?	Yes - 1 and 4 blueberries	Unlikely



BLUEBERRY PANCAKES (TUTOR) 15 BLUEBERRIES EXAMPLE



	RESULTS	PROBABILITY
1. How many pancakes got ONE blueberry only?		
2. How many pancakes got TWO or THREE blueberries only?		
3. How many pancakes got FOUR or more blueberries?		
4. Were there any outliers in the results?		



BLUEBERRY PANCAKES STUDENTS (30 BLUEBERRIES)



	RESULTS	PROBABILITY
1. How many pancakes got ONE blueberry only?		
2. How many pancakes got TWO or THREE blueberries only?		
3. How many pancakes got FOUR or more blueberries?		
4. Were there any outliers in the results?		