



## USER INFORMATION

### Intended use:

The medical face mask is primarily used to protect other people, and also protects people close by from being exposed to potentially infectious droplets from the person wearing the face mask. The wearer of the mask is protected to a limited extent if fitted correctly. However, this is not the primary purpose of the face mask. This is used, for example, to prevent droplets from the inhaled air of the treating doctor from entering open wounds of a patient (source: BfArM, Federal Institute for Drugs and Medical Devices).

### The following must be noted before use:

Before use, check that the face mask is not visibly damaged, not contaminated, and the expiry date has not passed.

The face mask must not be used if damage has been detected or its expiry date has passed.

### Instructions for use:

1. Wash hands for 30 seconds with soap and water.
2. Position the mask.
3. Place the mask under the chin and pull the nosepiece upwards.
4. Secure the flexible loops behind each ear.
5. Shape the nosepiece by pressing onto the bridge of the nose with both hands.
6. Press the mask in place and make sure that it fits securely.

Please note: The mask must be replaced after each use



### Storage:

Store masks in their original packaging, away from sources of and actual contamination, dust, sunlight, extreme temperatures, high humidity and chemicals. Please also note the temperature information on the packaging.







### Expiry date:

If the product is stored under the conditions specified by the manufacturer, the expiry date indicated on the package applies.

The medical face mask is a Class I medical device and meets the requirements of EN 14683:2019+AC: 2019

Declaration of conformity available at: <https://virshields.com/>

**Explanation of the symbols that are used on the packaging and in the user manual:**

	<p>CE marking: Confirmation of compliance with EU Regulation 2017/745</p>		<p>Store within the temperature range (see packaging)</p>
	<p>Production lot number</p>		<p>Note the specified humidity range (see packaging).</p>
	<p>See instructions for use / additional information</p>		<p>Expiry date Year / Month</p>