

RETREAT 2.1

Technical Specifications

RETREAT 2.1 is perfect for a small meeting or collaborative workspace. Providing room for up to four people, RETREAT 2.1 is designed for task meetings, private conversations, and a place to escape the busy work environment. Quick to install, the 2.1 workspace is ideal for any workplace setting.



VENTILATION

Low noise, sensor-controlled ventilation system with constant air exchange via top and base outlets with internal fan systems.



ENVIRONMENTAL DATA

60% recycled content to PET. Sustainably sourced timber FSC timber available on request.



SERVICES

Seamless mechanical services integration with allowances for sprinklers and smoke detector.



INSTALLATION

RETREAT 2.1 requires 2 men for 3-4 hours.



OVERHEAD DOWN LIGHTS

Dimmable touch activated



PERFORMANCE

Acoustic materials used for internal and external surfaces provide ambient noise reduction and minimise noise reverberation from the surrounding office.



ACCESS

RETREAT sits flush on the floor with a rubber seal for acoustic protection, there is no step or floor base to impede entry.




PLUG AND PLAY

Quick connection to mains power using standard sockets.

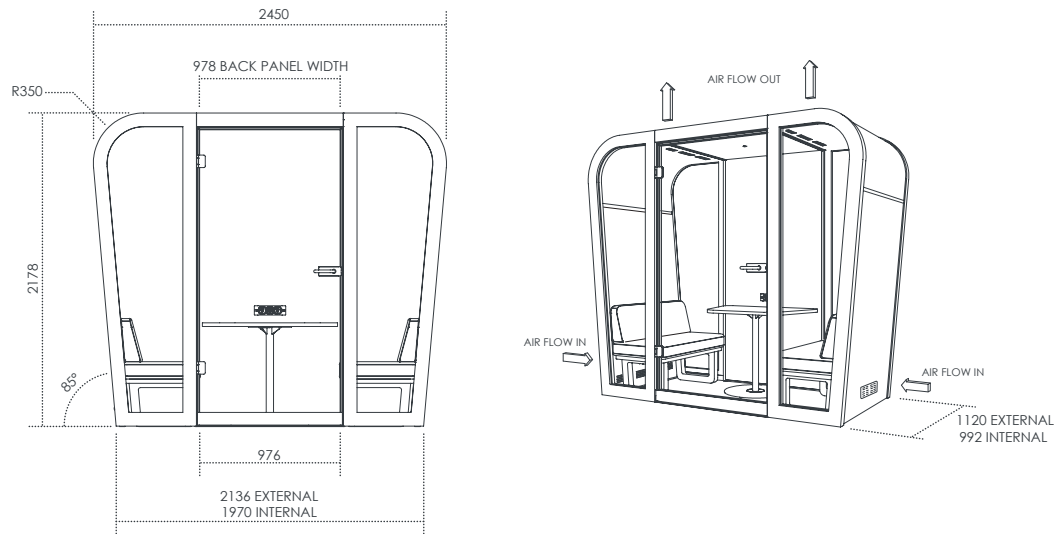


WARRANTY

7 year structural warranty.



PRODUCT DATA



Product dimensions

External dimensions	2135/2450W x 1120D x 2180mmH
Internal dimensions	1970/2286W x 990D x 2092mmH
People	2-4

Ventilation

QTY of fans	8 total; 4 draw in through side, 4 draw out through ceiling
Air flow rate	117.2CFM
Input	24V DC
User motion detected to	30sec / 3min / 10min

Power

Mains supply	10 amps
Cord from booth	3 metres
Output	3 gang; 2x Power, 1x USB A, 1x USB C

Socket options

AUS	UK	USB A, USB C

Lighting

Input	24V
Lumen output	85lm/W
LED options	Natural white
User motion detected to	30sec / 3min / 10min

Motion sensor

Passive infrared sensor	
Running time options	30sec / 3min / 10min

Overhead down light

Natural white	
Touch activated dimmable	

PET

Composition	100% PET, 60-68% recycled
Sustainability	Greentag certified. Greenrate level: A
VOC emission	<0.004mg/m ² /hr

Structure

Faced plywood	64mm hoop pine plywood
Internal	Acoustic wall paneling
External	Acoustic wall covering

Door

Door dimensions	1009W x 2068H x 8mm frameless toughened glass
Door weight	40kg
Disabled access	Wheelchair accessible
Door hardware	Stainless steel or matte black
Drop seal	Engaged when door is closed

Floor

Levelling	Adjustable glides
Floor	No floor - sealed perimeter

Install

Time	3-4 hours
People required	2

Fire safety

Fire alarm	Provision provided on request
Smoke detection	Provision provided on request
Sprinkler compatible	Provision provided on request

Cleaning

PET / Upholstery	Refer to product care and maintenance guide
Timber	Refer to product care and maintenance guide

OPTIONS & FINISHES

RETREAT 2.1 back options



Glass back



PET back

RETREAT 2.1 table options



Centre table low
 Dimensions 940x600x25mm
 Height from floor 720mmH
 Worktop finish White or black worktop
 Edge finish Natural or black stain




Centre table high
 Dimensions 940x600x25mm
 Height from floor 1050mmH
 Worktop finish White or black worktop
 Edge finish Natural or black stain

Timber finishes



Natural




Black Stain


Sofa upholstery finishes



Blazer Silcoates



Blazer Surrey



Blazer St Andrews

Interior / exterior finishes



454



908



101



442




402



444



447



365



468



580



384



349



330



269



542



550



124



167



487



274



551



660

*Contact Square-Bear Acoustics for custom colour options.

SQUARE BEAR

© Copyright 2021

All Rights Reserved

HEAD OFFICE

Unit 6/80 Jedda Road, Prestons

New South Wales 2170, Australia

P: +61 (0)2 9189 1444

sales@square-bear.com

SYDNEY SHOWROOM

Level 3/140 William Street, Woolloomooloo

New South Wales 2011, Australia

www.square-bear.com