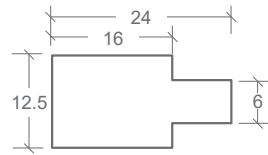
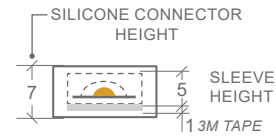


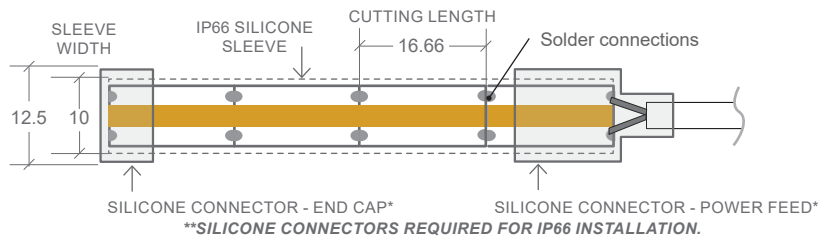
6W/M COB RIBBON | IP66



POWER FEED - TOP VIEW



POWER FEED - INTERNAL END VIEW



COLOUR	CODE	INGRESS PROTECTION	LUMENS	EFFICACY
WARM WHITE 3000K	BL-LS-COB6-WW-IP66	IP66 - General exterior & interior use. Encased in silicone sleeve. Protection established by use of silicone connections <i>Not suitable for submerged applications</i>	563lm/m	94lm/W
NATURAL WHITE 4000K	BL-LS-COB6-NW-IP66		649lm/m	108lm/W

COLOUR VARIANCE +/- 200K
ELECTRICAL & OPTICAL DATA VARIANCE +/- 10%
SOLD BY THE METRE

LED WATTS	6W/m	CRI	≥90	MOUNTING	3M adhesive backing <i>A Bright Light approved aluminium profile is required for thermal management and UV / Sunlight protection</i>
INPUT VOLTS	24V DC constant voltage	BEAM ANGLE	180°		
OPERATING TEMP.	-25°C ~ +50°C	SOURCE LIFE	50,000 hours	CONTROL	Dimmable by PWM signal
MAX. RUN PER POWER FEED	5 metres	WARRANTY	3 years		
				ALUMINIUM PROFILE	Suitable for most Bright Light profile - except Baseline 01 Mini, Lowline 01 Mini, Lowline 02 Mini

ACCESSORIES	CODE
CONNECTOR SILICONE - POWER FEED CONNECTOR	BL-LS-CS10-IP66-PF
CONNECTOR SILICONE - END CAP	BL-LS-CS10-IP66-EC

REQUIRES SEALING INTERNALLY WITH SILICONE FOR IP66 PROTECTION



BL-LS-CS10-IP66-PF



BL-LS-CS10-IP66-EC

WIDTH 12.5MM × H7MM