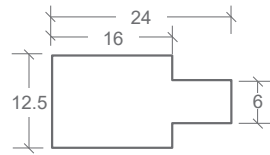
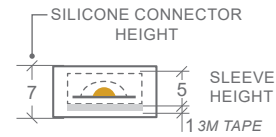


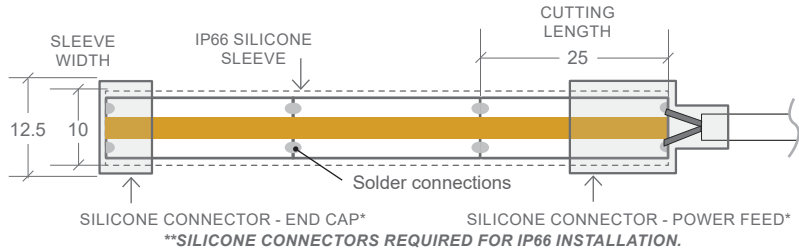
## 12 VOLTS | 6 WATTS PER METRE COB



POWER FEED - TOP VIEW



POWER FEED - INTERNAL END VIEW



COLOUR	CODE	INGRESS PROTECTION	LUMENS	EFFICACY
WARM WHITE 3000K	BL-LS-COB6-WW-IP66-12V	IP66 - General exterior & interior use. Encased in silicone sleeve. Protection established by use of silicone connections <i>Not suitable for submerged applications</i>	582lm/m	92lm/W
NATURAL WHITE 4000K	BL-LS-COB6-WW-IP66-12V		683lm/m	108lm/W
BLUE 520–525nm	BL-LS-COB6-B-IP66-12V		114lm/m	19lm/W

COLOUR VARIANCE +/- 200K  
ELECTRICAL & OPTICAL DATA VARIANCE +/- 10%  
SOLD BY THE METRE

LED WATTS	6.3W/m	CRI	≥90 <i>(white chip only)</i>	MOUNTING	3M adhesive backing <i>A Bright Light approved aluminium profile is required for thermal management and UV / Sunlight protection</i>
INPUT VOLTS	12V DC constant voltage	NUMBER OF CHIPS	480 LED/m	CONTROL	Dimmable by PWM signal
OPERATING TEMP.	-20°C ~ +60°C	BEAM ANGLE	180°	ALUMINIUM PROFILE	Suitable for most Bright Light profile - except Baseline 01 Mini, Lowline 01 Mini, Lowline 02 Mini
MAX. RUN PER POWER FEED	5 metres	SOURCE LIFE	50,000 hours		
		WARRANTY	3 years		

ACCESSORIES	CODE
CONNECTOR SILICONE - POWER FEED CONNECTOR	BL-LS-CS10-IP66-PF
CONNECTOR SILICONE - END CAP	BL-LS-CS10-IP66-EC

REQUIRES SEALING INTERNALLY WITH SILICONE FOR IP66 PROTECTION



BL-LS-CS10-IP66-PF



BL-LS-CS10-IP66-EC

WIDTH 12.5MM × H7MM