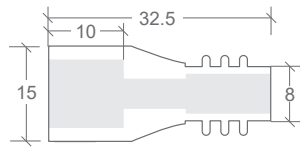

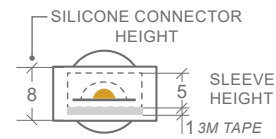


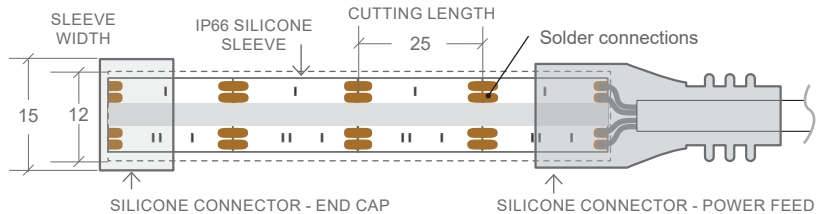
COB 15W/M RGB | IP66



POWER FEED - TOP VIEW



POWER FEED - INTERNAL END VIEW



COLOUR	CODE	INGRESS PROTECTION
RGB	BL-LS-COB15-RGB-IP66	IP66 - General exterior & interior use. Encased in silicone sleeve. Protection established by use of silicone connections <i>Not suitable for submerged applications</i>

COLOUR VARIANCE +/- 200K
ELECTRICAL & OPTICAL DATA VARIANCE +/- 10%
SOLD BY THE METRE

LED WATTS	15W/m	LUMENS	R 123lm/m G 310lm/m B 51lm/m	MOUNTING	3M adhesive backing <i>A Bright Light approved aluminium profile is required for thermal management & environmental protection</i>
INPUT VOLTS	24V DC constant voltage	NUMBER OF CHIPS	840 LED/m	CONTROL	Requires 3-channel RGB controller
OPERATING TEMP.	-25°C ~ +45°C	BEAM ANGLE	180°	PROFILE	Suitable for Baseline 05 / 08 and Highline 01 / 02 / 03 / 04. Also suitable for our Baseline 01 V1 (enquire) <i>This product is not suitable for use with our smaller profiles due to the 15mm connector width.</i>
MAX. RUN PER POWER FEED	5 metres	SOURCE LIFE	50,000 hours		
		WARRANTY	3 years		

ACCESSORIES	CODE
CONNECTOR SILICONE - POWER CONNECTOR FEED FOR 12MM COB RGB IP66 SLEEVE	BL-LS-CS-RGB-IP66-PC
CONNECTOR SILICONE - END CAP FOR 12MM COB RGB IP66 SLEEVE	BL-LS-CS-RGB-IP66-EC

REQUIRES SEALING INTERNALLY WITH SILICONE FOR IP66 PROTECTION



BL-LS-CS-RGB-IP66-PC



BL-LS-CS-RGB-IP66-EC

WIDTH 15MM x H8MM