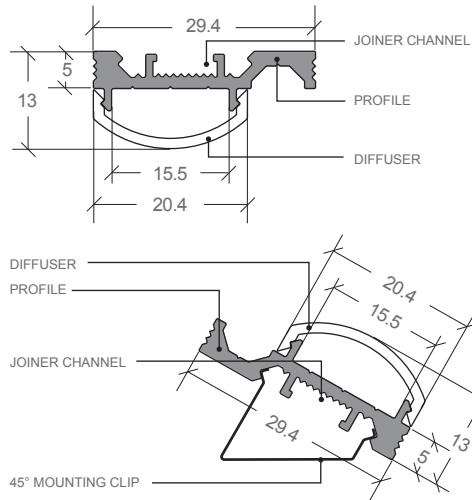
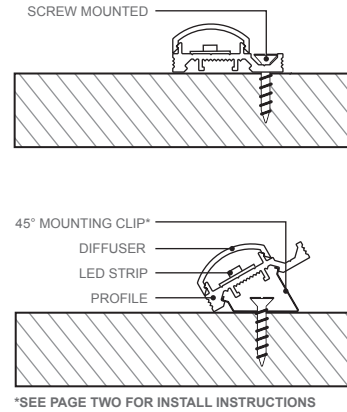


BASELINE 02

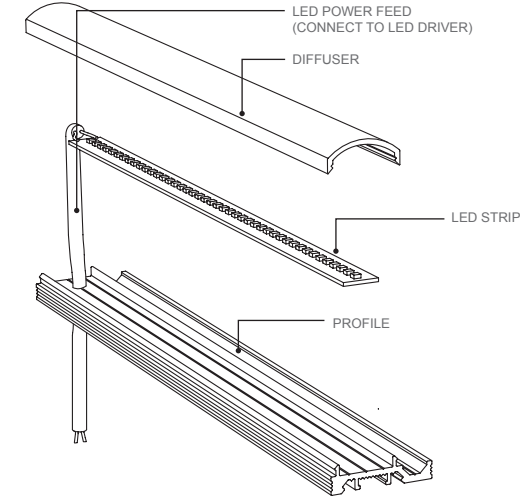
1. DETAIL AND DIMENSIONS



2. MOUNTING OPTIONS



4. ASSEMBLE LED STRIP IN PROFILE (SAME WITH MOUNTING CLIP)



1. IMPORTANT - Before mounting LED strip, clean profile using an alcohol based cleaner.
2. Remove 3M paper from LED strip. Use the guide lines at the back of the profile as a guide to attach the LED strip.
3. Attach diffuser to profile by clicking in securely.
4. Connect LED power feed to LED driver.

3. PROFILE INSTALLATION

