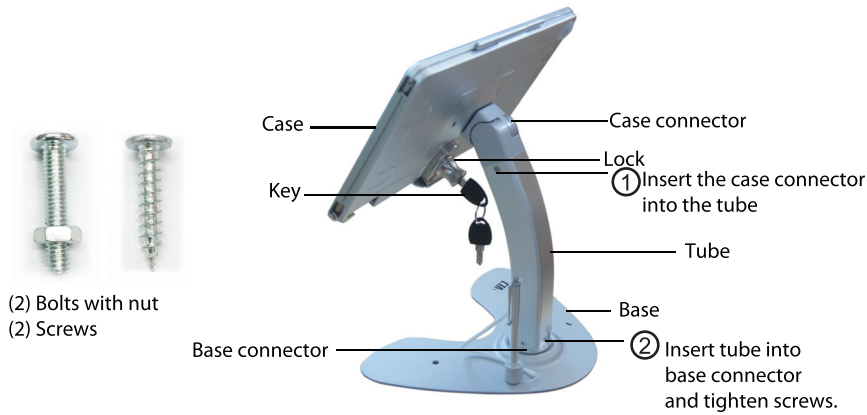




Dual Security Kiosk Stand with Locking Case and Cable for iPad Air 3 (2019). iPad Pro 10.5. iPad Gen 7 (2019) PAD-ASK10


Thank you for choosing CTA Digital's product. We hope that you will enjoy using it.
Please follow the guidelines and instructions as laid out in this instruction manual.

Package contents (assembled)

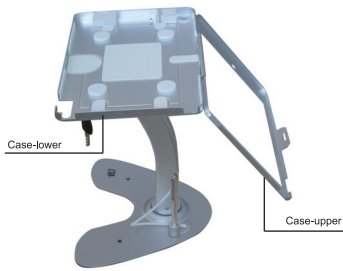


Using anti-theft cable:

1. Attach cable to slot at base of stand or on back of case.
2. Attach opposite end to any permanent fixture using loop.



Using the stand:



Open the case with the stand on a flat surface.



Place your iPad in the tray.



Close the case door and turn the key clockwise to lock.



Complete Cable Management System

Cable management system



Slide protectors over the cable.



Pull cable through tube.



Align protectors so opening is perpendicular to slot openings on tube.

Optional accessories

Stick adhesive pads to bottom of stand base for scratch protection and temporary mounting.

