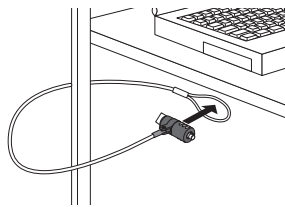





LT-PL

## Installation Manual


### How to install?




1. Loop the cable around a secure object.



2. Put into a USB slot.




3. Push the button.

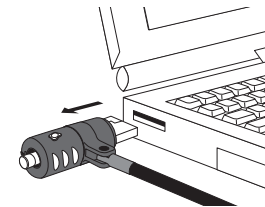


4. The USB lock is locked.

### How to unlock?



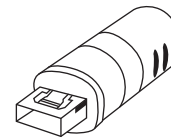
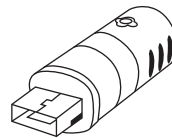
1. Put the key into the lock and turn it until hear "click!".



2. Pull out the USB lock.

### Attention

- Applicable only MacBook Air & Pro, and check the direction before installation.



CTA DIGITAL  
Brooklyn, NY 11205  
support@ctadigital.com  
Made in Taiwan