

Yaasa Desk One

Extended original
operating instructions

Yaasa Desk One

The Yaasa Desk One is an electronically-adjustable sit-stand table (table) for home and office use. The Yaasa Desk One with electronic height adjustment was tested to fulfil the requirements of safety, durability and stability according to EN 527-2:2016 + A1:2019.

Yaasa GmbH accepts no liability for damages or injuries that may ensue from incorrect assembly or use of this table.

Appropriate Use

The table may only be used as an adjustable desk for changes between sitting and standing positions. The table may only be used indoors and in dry areas (offices or similar). Any other use of this product is not recommended and occurs at the user's own risk.

Safety Measures, Residual Risk, and Danger Notices



CAUTION



SAFETY NOTICE: Read all notices and instructions before the first use of the product. Pay attention to risks relating to burns, fires, electrical shock or other damages to people and property in order to minimize them. Save these instructions in the vicinity of the table for quick access, if required. Pass these safety instructions on to any subsequent users of the table. All persons who use the product or who are responsible for installation, service, or repair work, must follow these instructions carefully.



ATTENTION: Essential safety measures should be taken whenever using electronic devices. INAPPROPRIATE USE OR THE NEGLIGENCE OF THESE INSTRUCTIONS AND NOTICES WHEN USING THE TABLE CAN LEAD TO SERIOUS INJURY OR PROPERTY DAMAGE.

This appliance can be used by children from 8 years and above and people with reduced physical, sensory or mental capabilities or lack of experience and knowledge if they have been given supervision or instruction concerning the use of the appliance in a safe way and understand the hazards involved. Children under the age of 8 must maintain a safe distance from the table, the control unit, and the buttons of the operational control.

The table may only be used for the purposes described in this manual.



Unauthorized access must be avoided!

The table may not be loaded with more than 40kg. The table may not be operated continuously for more than 2 minutes. After, the table must “rest” for 18 minutes before it can be operated again.

The Yaasa Desk One features a collision detection system. This function aims to reduce system damage and injuries through crushing. Responsibility for the appropriate use of the product lies with the user.

Two people are required to complete assembly of the table. The instructions must be followed completely at all times. Special care must be taken during the movement of heavy parts and at any crushing or shearing points.

The height-adjustment function may only be used after the full and appropriate assembly of the table.

The table must never be used as a lifting aid for people.

The table’s screw connections must be secured and checked in regular intervals.

The table and its components may not be changed, enhanced or rebuilt in any way. Do not use parts that are not recommended by the manufacturer.

Never open electrical components, housing, or covers. This entails the risk of electrical shock. Maintenance and repair work may only be performed by trained personnel. Before cleaning or maintenance, disconnect all cables from the power outlet.

While the table is being used, no one may stand or sit on the table, nor may they climb or lie underneath it. During reset processes there is a risk of crushing between the table legs and feet.

When the table moves upwards or downwards, you must maintain a safe distance in order to avoid collisions or crushing between the table and its surrounding objects or persons. The user requires an unobstructed view of the table and its surroundings in order to observe the movement of the table and to avoid collisions, injuries or damages while the table is in movement. Do not store objects under the desk that are taller than 54 cm. While operating the table, pay close attention to other people, as well as window frames, radiators, chairs, cabinets and other furniture.

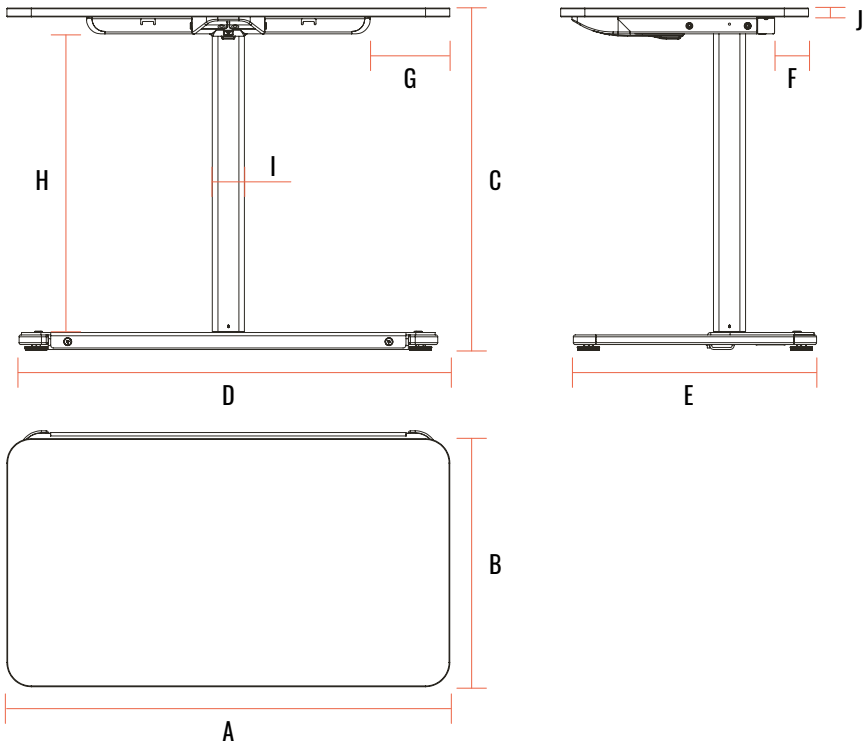
The power cable represents a trip hazard. Ensure that the cable routing allows for the table’s entire range of movement and is not obstructed. The cable must be kept away from heated surfaces. Ensure suitable cable routing for devices that are placed on the table itself. Keep liquids away from the table and its electronic components.

Do not use the table if:

- Cables or plugs are damaged
- The table does not work as described in the instructions
- The table has fallen over or is otherwise damaged
- The table has become wet

Technical properties & product details

SIZE	WEIGHT	A	B	C	D	E	F	G	H	I	J
91 cm x 51 cm	22kg	91	51	64 – 86 130	50	7	16	55 – 6,6 121	2		



EN

Frame: levelers with a 10 mm thread.	Powder-coated steel with aluminum feet and 4
Adjustment interval:	70 to 120 cm
Adjustment speed:	38 mm/s
Column Type	1 Stage
Max. Load:	40 kg
Sound level:	L _{w,A,max} = 60dB(A)
Weight (Complete Product)	20 kg
Table frame and packaging:	24 kg
Input:	230 V / 50 Hz / 2 A
Switching Cycles:	2 Minutes on; 18 Minutes off
Additional Function(s):	Collision Detection (ISP)
Plug type:	Euro (TYP C)
Tabletop:	Laminated chipboard (18 mm thick) with with high-quality HPL laminate and plastic edging.
Operational control:	Up and down

Setup And Use Of The Table

- 1 After assembly, the levelers on the feet must be adjusted so that the table stands evenly and is stable.
- 2 Position the table in the vicinity of an outlet and plug in the power cable. The table is now ready for use.

FAQs and Troubleshooting

Complete troubleshooting instructions and FAQs are available on www.yaasa.com.

Functions

A complete description of the Yaasa Desk One's functions can be found in the operating instructions on www.yaasa.com.

CHANGING THE TABLE HEIGHT

Press the arrow buttons on the handset in order to move the table upwards or downwards.



THE DESKTOP MOVES UP OR DOWN UNTIL YOU RELEASE THE KEY, OR UNTIL THE MAXIMUM OR MINIMUM DESK HEIGHT IS REACHED.

DUTY CYCLE

The table may not be operated for more than 2 minutes continually. If this limit is exceeded, an 18-minute rest phase is triggered. After this pause, the table can be used as normal again. Excessive use of the table may cause permanent damage to the electronic components and void the warranty.

COMPLETE RETRACTION

When the table is 1 cm before the lowest position, it will stop automatically. Pressing the “table down” button will prompt the table to move to its lowest position at a reduced speed.

MANUAL RESET

When the displayed table height no longer corresponds to the actual height of the table, a manual reset may be required in order to realign the system.



Press the “**table down**” button.



Press and hold the “**table down**” button again, until the legs have retracted completely, and the table stops. 1 cm before this point, the table will stop and go into “**Complete Retraction**” mode. Press and hold the “**table down**” button again, until the legs have retracted completely, and the table stops.



Press and hold the “**table down**” button again.

After about 5 seconds, the table will move downwards again until the lowest reset position is reached.

Release the “**table down**” button. The table can now be used as normal.

COLLISION DETECTION SYSTEM (INTELLIGENT SYSTEM PROTECTION = ISP)

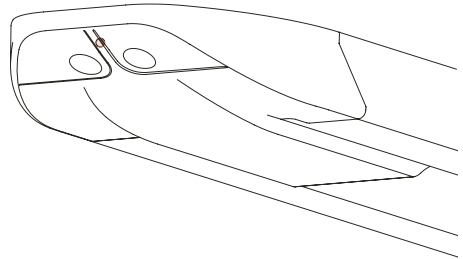
Intelligent System Protection (ISP) is the collision detection system of the installed drive system. It aims to reduce the risk of system damage. When an obstruction is in the table's range of movement and the table collides with it, the load change is recognized by the table system's components. If a load change is detected by the system, all drives stop immediately and move for a short time in the opposite direction.

FACTORY RESET


To restore the Yaasa Desk One to its factory settings:

- Briefly press the UP and DOWN buttons simultaneously the LED indicator turns green.
- Press and hold the UP and DOWN buttons simultaneously before the green LED indicator switches off (approx. 3 seconds).
- Release the buttons as soon as the LED indicator starts flashing red. The reset mode is confirmed when the LED indicator flashes green.
- Press the DOWN button until the lowest position is reached. The factory setting have now been reset.

WHERE TO FIND THE LED INDICATOR:



Disposal



The product must be disposed of according to local regulations for recycling. The separation of product waste contributes to the reduction of incineration and landfill disposal and reduces potentially harmful effects on human health and the environment.

Return And Guarantee

Right of exchange or return for up to 14 days after the receipt of goods.

Warranty of 2 years (in cases of normal use).

Contact

For any problems or questions regarding the product, please contact the online shop from which you bought the product by phone or email.

For all other information, recurring problems, or for further questions, please contact:

YAASA GmbH
Radlpass Straße 19
8502 Lannach, Austria

www.yaasa.com
info@yaasa.com

© YAASA GMBH 2023

EC/EU Declaration of Conformity



Manufacturer: YAASA GmbH
Radlpass Straße 19
8502 Lannach, Austria

Person authorized to compile the technical documents: Walter Koch
YAASA GmbH, Managing Director
Radlpass Straße 19
8502 Lannach, Austria

The manufacturer hereby declares, on its sole responsibility, that the following product:

Product name: Yaasa Desk One
Product description: Electrically height-adjustable sit-stand desk
for office and home use
Type designation: Yaasa Desk One EU
Serial number: see type plate

fulfills all of the relevant provisions of the following directives:

- Directive (2006/42/EC) on machinery (Machinery Directive); as per Annex I Section 1.5.1 of the Machinery Directive, the safety goals of Directive (2014/35/EU) regarding electrical equipment for use within certain voltage limits (Low-Voltage Directive) are also covered
- Directive (2014/30/EU) on electromagnetic compatibility (Electromagnetic Compatibility Directive)

In particular, the following harmonized standards and/or technical specifications were applied:

- EN ISO 12100:2010
- EN 60335-1:2012 + A11:2014 + A13:2017
- EN 50663:2017
- EN 62479:2010
- EN 61000-6-3:2007 + A1:2011
- EN 61000-3-2:2014
- EN 62233:2008
- EN 50581:2012
- EN 61000-6-1:2007
- EN 61000-6-2:2005
- EN 61000-3-3:2013

Complete technical documentation is available. Operating instructions for the machines have been provided in the original version. It is hereby confirmed that the abovementioned products correspond to the stated EC/EU directives. This declaration shall become invalid if the products are reworked or modified without our permission.



YAASA GmbH
Radlpass Straße 19
8502 Lannach

www.yaasa.com

REV 04
11/2022