

Yaasa

Desk Basic S & Frame Basic S

Extended original
operating instructions

Yaasa Desk Basic S/Frame Basic S

The Yaasa Desk Basic S is an electronically-adjustable sit-stand table (table) for home and office use. The Yaasa Frame Basic S is an electronically-adjustable sit-stand table frame (table) for home and office use. Full operation and assembly instructions (instructions) are available on the Yaasa website (www.yaasa.com).

YAASA GmbH accepts no liability for damages or injuries that may ensue from incorrect assembly or use of this table.

Appropriate Use

Yaasa Desk Basic S: The table may only be used as an adjustable desk for changes between sitting and standing positions. The table may only be used indoors and in dry areas (offices or similar). Any other use of this product is not recommended and occurs at the user's own risk.

Yaasa Frame Basic S: The table may, in combination with a suitable tabletop, only be used as an adjustable desk (table) for changes between sitting and standing positions. The table may only be used indoors and in dry areas (offices or similar). Any other use of this product is not recommended and is performed at the user's own risk. Unless explicitly indicated in this manual, all functions relate to a full-assembled table and not to the table frame alone.

Safety Measures, Residual Risk, and Danger Notices



CAUTION



SAFETY NOTICE: Read all notices and instructions before the first use of the product. Pay attention to risks relating to burns, fires, electrical shock or other damages to people and property in order to minimize them. Save these instructions in the vicinity of the table for quick access, if required. Pass these safety instructions on to any subsequent users of the table. All persons who use the product or who are responsible for installation, service, or repair work, must follow these instructions carefully.



ATTENTION: Essential safety measures should be taken whenever using electronic devices. INAPPROPRIATE USE OR THE NEGLECT OF THESE INSTRUCTIONS AND NOTICES WHEN USING THE TABLE CAN LEAD TO SERIOUS INJURY OR PROPERTY DAMAGE.

This appliance can be used by children from 8 years and above and people with reduced physical, sensory or mental capabilities or lack of experience and knowledge if they have been given supervision or instruction concerning the use of the appliance in a safe way and understand the hazards involved.

Children **under the age of 8** must maintain a safe distance from the table, the control unit, and the buttons of the operational control.



The table may only be used for the purposes described in this manual. Unauthorized access must be avoided!

The table may not be loaded with more than 80kg. The table may not be operated continuously for more than 2 minutes. After, the table must “rest” for 18 minutes before it can be operated again.

The Yaasa Desk Basic S features a collision detection system. This function aims to reduce system damage and injuries through crushing. Responsibility for the appropriate use of the product lies with the user.

Two people are required to complete assembly of the table. The instructions must be followed completely at all times. Special care must be taken during the movement of heavy parts and at any crushing or shearing points.

The height-adjustment function may only be used after the full and appropriate assembly of the table.

The table must never be used as a lifting aid for people.

The table’s screw connections must be secured and checked in regular intervals.

The table and its components may not be changed, enhanced or rebuilt in any way. Do not use parts that are not recommended by the manufacturer.

Never open electrical components, housing, or covers. This entails the risk of electrical shock. Maintenance and repair work may only be performed by trained personnel. Before cleaning or maintenance, disconnect all cables from the power outlet.

While the table is being used, no one may stand or sit on the table, nor may they climb or lie underneath it. During reset processes there is a risk of crushing between the table legs and feet.

When the table moves upwards or downwards, you must maintain a safe distance in order to avoid collisions or crushing between the table and its surrounding objects or persons. The user requires an unobstructed view of the table and its surroundings in order to observe the movement of the table and to avoid collisions, injuries or damages while the table is in movement. Do not store objects under the desk that are taller than 64 cm. While operating the table, pay close attention

to other people, as well as window frames, radiators, chairs, cabinets and other furniture.

The power cable represents a trip hazard. Ensure that the cable routing allows for the table's entire range of movement and is not obstructed. The cable must be kept away from heated surfaces. Ensure suitable cable routing for devices that are placed on the table itself.

Keep liquids away from the table and its electronic components.

Do not use the table if:

- Cables or plugs are damaged
- The table does not work as described in the instructions
- The table has fallen over or is otherwise damaged
- The table has become wet

Setup And Use Of The Table

- 1 After the frame is assembled, the tabletop must be mounted according to the instructions. The provided screws should be used. The minimum tabletop thickness is 18 mm. Yaasa recommends the use of laminated chipboard or a solid-wood surface. Tabletops with a length of 90 cm to 130 cm and a depth of 50 cm to 70 cm are permitted. The maximum load on the table is 100 kg. The weight of the tabletop must be calculated in the maximum load. After assembly, the levelers on the feet must be adjusted so that the table stands evenly and is stable.
- 2 Position the table in the vicinity of an outlet and plug in the power cable. The table is now ready for use.

Functions

A complete description of the Yaasa Desk Basic S's functions can be found in the operating instructions on www.yaasa.com.

CHANGING THE TABLE HEIGHT

Press the arrow buttons on the handset in order to move the table upwards or downwards.

DUTY CYCLE

The table may not be operated for more than 2 minutes continually. If this limit is exceeded, an 18-minute rest phase is triggered. After this pause, the table can be used as normal again. Excessive use of the table may cause permanent damage to the electronic components and void the warranty.

KEY LOCK

To activate the key lock, press and hold the up and down buttons simultaneously for about 5 seconds. The LED then flashes for 3 seconds – after this, the table can no longer be adjusted. To deactivate the key lock, press the up and down buttons again for about 5 seconds. The LED will flash again for 3 seconds, indicating that the table can be used normally.

MANUAL RESET

- Press and hold the down button until the table stops moving downward. Then, release the button.
- Press and hold the down button again for about 5 seconds, until the LED starts flashing.
- Press and hold the down button again until the table goes upward by a few millimeters.

FAQs and Troubleshooting

Complete troubleshooting instructions and FAQs are available on www.yaasa.com.

Technical Characteristics

	YAASA DESK BASIC S	YAASA FRAME BASIC S
In your delivery:	Table frame and tabletop	Table frame
Frame:	Powder-coated steel with 4 levelers with a 8 mm thread.	Powder-coated steel with 4 levelers with a 8 mm thread.
Adjustment interval:	70 - 118 cm	68 - 116 cm
Adjustment speed:	30 mm/s	30 mm/s
Column Type:	1 Stage	1 Stage
Max. Load:	80 kg	100 kg
Sound level:	<50 dB unloaded	<50 dB unloaded
Weight (Complete Product):	28 kg	18 kg
Input:	230 V / 50 Hz / 1.5 A	230 V / 50 Hz / 1.5 A
Switching Cycles:	2 Minutes on; 18 Minutes off	2 Minutes on; 18 Minutes off
Additional Function(s):	Collision Detection	Collision Detection
Plug type:	Euro (3 m Cable Length)	Euro (3 m Cable Length)
Tabletop:	Melamine-coated chipboard with all-round plastic edging	
Operational control:	Up and down USB-A Port: 5V DC / 2A Output voltage	Up and down USB-A Port: 5V DC / 2A Output voltage

EN

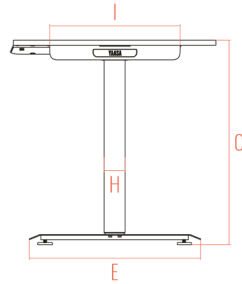
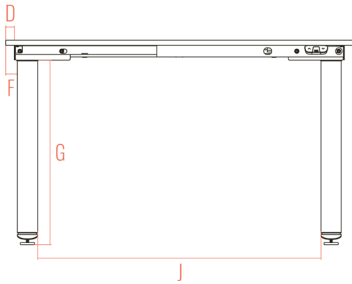
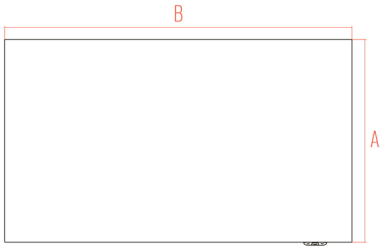


TABLE SIZE	WEIGHT	A	B	C	D	E	F	G	H	I	J
120x70cm	28 kg	70	120	70-118	3	59,2	4,1	63-111	7	45	97,9

EN

Disposal



The product must be disposed of according to local regulations for recycling. The separation of product waste contributes to the reduction of incineration and landfill disposal and reduces potentially harmful effects on human health and the environment.

Return And Guarantee

Right of exchange or return for up to 14 days after the receipt of goods.
Warranty of 2 years (in cases of normal use).

Contact

For any problems or questions regarding the product, please contact the online shop from which you bought the product by phone or email.

For all other information, recurring problems, or for further questions, please contact:

YAASA GmbH
Radlpass Straße 19
8502 Lannach, Austria

www.yaasa.com
info@yaasa.com

© YAASA GMBH 2023

EC/EU Declaration of Conformity



Manufacturer: YAASA GmbH
Radlpass Straße 19
8502 Lannach, Austria

Person authorized to compile the technical documents: Walter Koch
YAASA GmbH, Managing Director
Radlpass Straße 19
8502 Lannach, Austria

The manufacturer hereby declares, on its sole responsibility, that the following product:

Product name: Yaasa Desk Basic S
Product description: Electrically height-adjustable sit-stand desk
for office and home use
Type designation: Yaasa Desk Basic S EU
Serial number: see type plate

fulfills all of the relevant provisions of the following directives:

- Directive (2006/42/EC) on machinery (Machinery Directive); as per Annex I Section 1.5.1 of the Machinery Directive, the safety goals of Directive (2014/35/EU) regarding electrical equipment for use within certain voltage limits (Low-Voltage Directive) are also covered
- Directive (2014/30/EU) on electromagnetic compatibility (Electromagnetic Compatibility Directive)

In particular, the following harmonized standards and/or technical specifications were applied:

- EN ISO 12100:2010
- EN 60335-1:2012 + A11:2014 + A13:2017
- EN 50663:2017
- EN 62479:2010
- EN 61000-6-3:2007 + A1:2011
- EN 61000-3-2:2014
- EN 62233:2008
- EN 50581:2012
- EN 61000-6-1:2007
- EN 61000-6-2:2005
- EN 61000-3-3:2013

Complete technical documentation is available. Operating instructions for the machines have been provided in the original version. It is hereby confirmed that the abovementioned products correspond to the stated EC/EU directives. This declaration shall become invalid if the products are reworked or modified without our permission.



YAASA GmbH
Radlpass Straße 19
8502 Lannach

www.yaasa.com

REVISION 4
02/2023