

Product specifications

Product Name: YESOUL Jump Rope SR30

Handle Color: Black

Rope Color: Black

Model: YS-SSR30

Item NO.: SR30

Product weight: 1.86kg

Carton size: 24cmX24cmX10cm

Handle material: Aluminum alloy + Stainless steel +PU

Rope material: Steel + PVC

Accessories list

Handle*2

Cordless ball*2

Weight-bearing blocks*2



Rope*4



Φ4.0*2600mm



Φ8.0*2600mm



Φ4.0*3000mm




Φ8.0*3000mm

Installation Guide


Rope/cordless ball installation steps

1




Two fingers clamp the bell cover lift.

2



Until the card slot is completely exposed, insert the arc surface of one end of the rope vertically and parallel to the bottom of the card slot.

3



Let go until the bell completely covers the arc surface and the installation is complete.

***Note: If it is not installed in place, it will cause loosening and falling.**

Weight-bearing block installation steps

(Place according to personal needs)

1



Unscrew the handle cover counterclockwise.

2



Tighten the handle cover clockwise onto the weight block.

3



Screw the installed weight block clockwise into the slot of the handle cover.

4



The installation is complete.