

Footwear concepts

FIDLOCK FW - innovating footwear  
with magnetic fasteners and buckles.



All our products close automatically using magnetic **attraction!**

Once engaged they form a strong and secure mechanical **connection!**



Not all available styles of FIDLOCK fasteners are shown in this presentation.

For more detailed information on FIDLOCK, working principles and technical specs for each style please check out our [website](#).

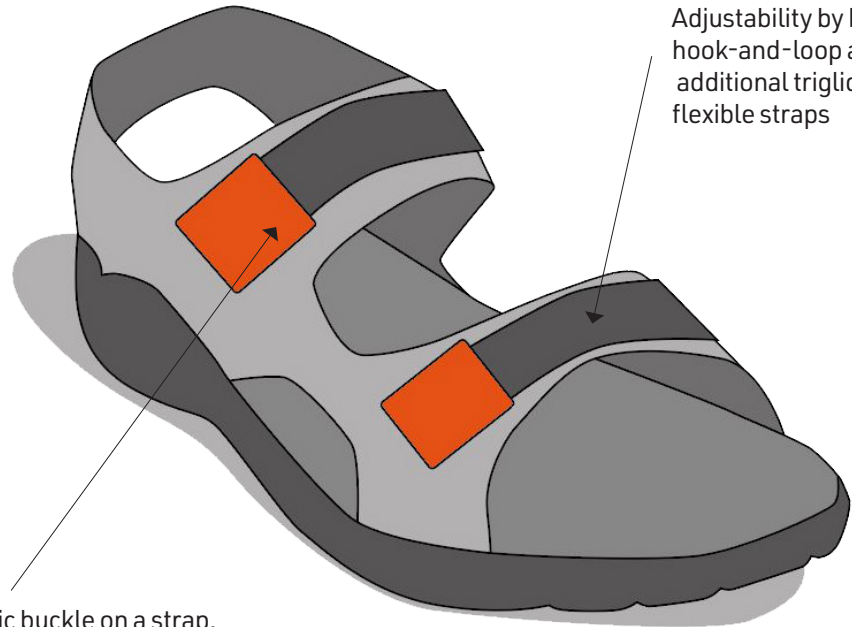
In case you desire a certain way of attachment for your closure (like for stitching or a different webbing size, etc. ...) which is not in our catalogue, simply get in contact with us.

Some of the shoes shown in this presentation were modified by FIDLOCK and do not represent or indicate the ideas or partnership of/with the brand of these shoes.

## Overview


Sandals	4
Buckle on a strap (stitchable)	5
Corset	6
Redirected straps	7
Flap + buckle	8
Lace race	9
Tanka	10
Lot-a-ropes	11
Cover/Shield	12
Transportation + Storage	13
WINCH + conventional lacing	14
WINCH + flap	15
WINCH heel	16
Gaitor A	17
Gaitor B	18
Gaitor C	19
Customization	20
FIDLOCK Footwear Team	21

# Sandals



Adjustability by buckle, hook-and-loop area, additional triglide or flexible straps

Classic buckle on a strap, for easy and quick in and out



**HOOK**  
20 flat



**HOOK**  
20 helmet buckle



**HOOK**  
15 FW sewable



**SNAP buckle**  
flat 30



**SLIDER**  
25 stst shield

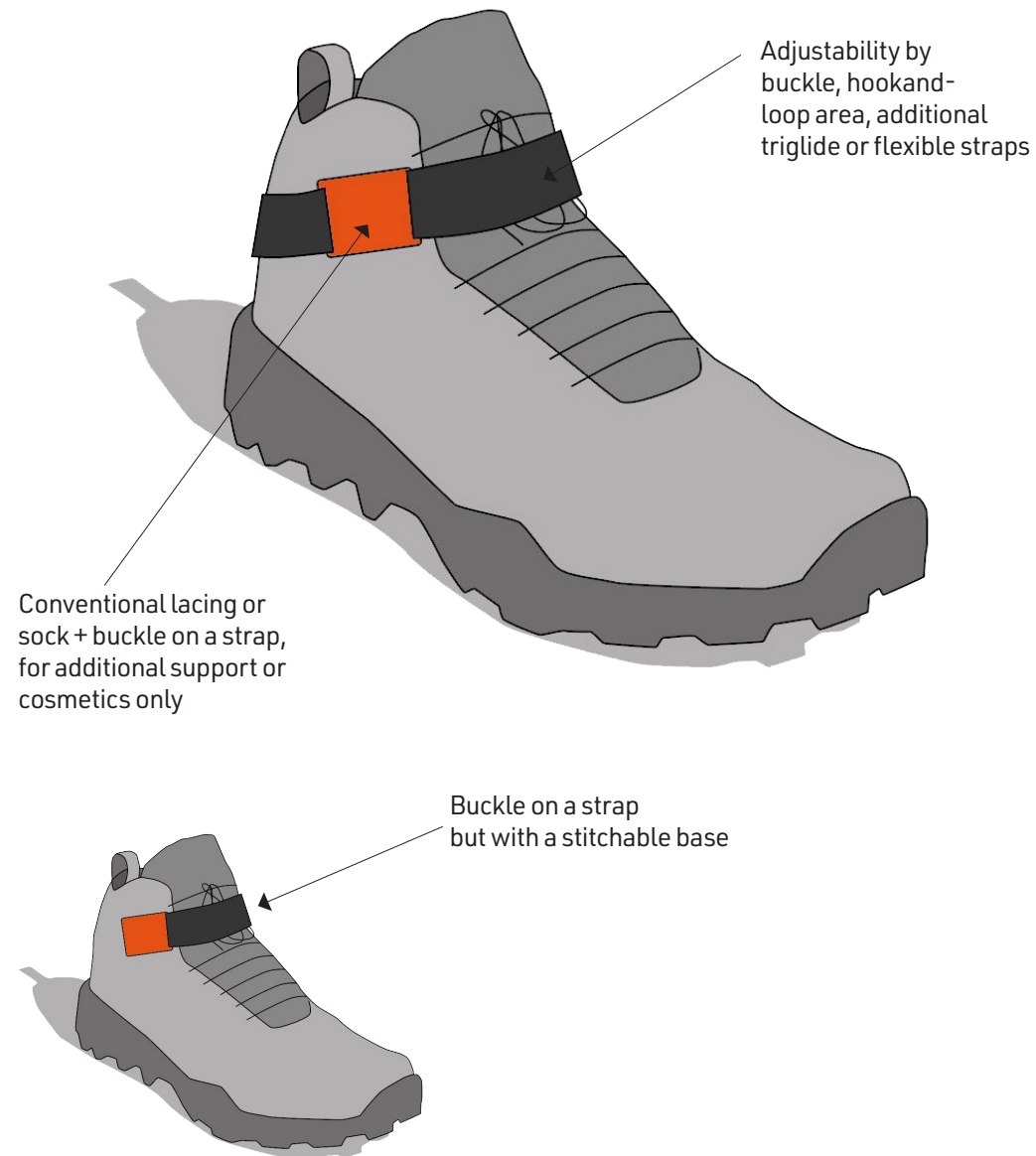


**V-BUCKLE**  
S 15 + pull tab



**V-BUCKLE**  
20 + pull tab

# Buckle on a strap (stitchable)



**HOOK**  
20 flat



**HOOK**  
15 FW sewable



**SNAP**  
female S sewable



**HOOK**  
25 plastic



**HOOK**  
40 tough



**SNAP**  
male S sewable



**HOOK**  
40 belt



**SNAP buckle**  
20



**SNAP push**  
female M 25 LL



**V-BUCKLE**  
S 15 + pull tab



**V-BUCKLE**  
20 + pull tab



**STRIPE**  
slim X5



**V-BUCKLE**  
40 SB black flap + pull tab



**V-BUCKLE**  
sewable 40 SB + pull tab

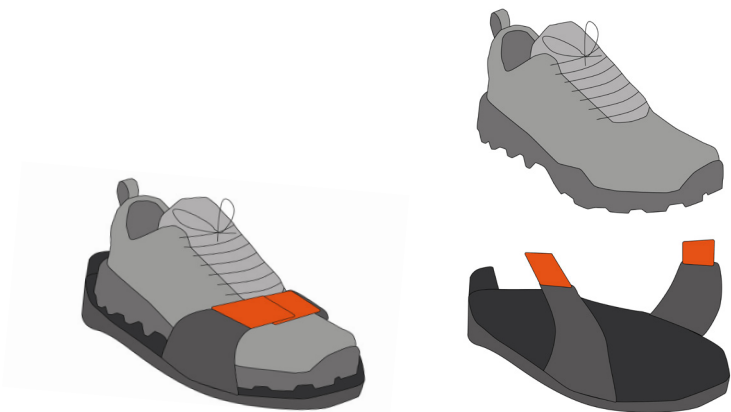


**STRIPE**  
FW DR20

# Corset

Straps closing over foot, adjustability by buckle, hook-and-loop area, additional triglide or flexible straps

Shoe/ sock embedded in corset for support or just visual function



**HOOK**  
25 plastic



**HOOK**  
20 helmet buckle



**SNAP buckle**  
20



**SLIDER**  
25 stst shield



**V-BUCKLE**  
20 + pull tab

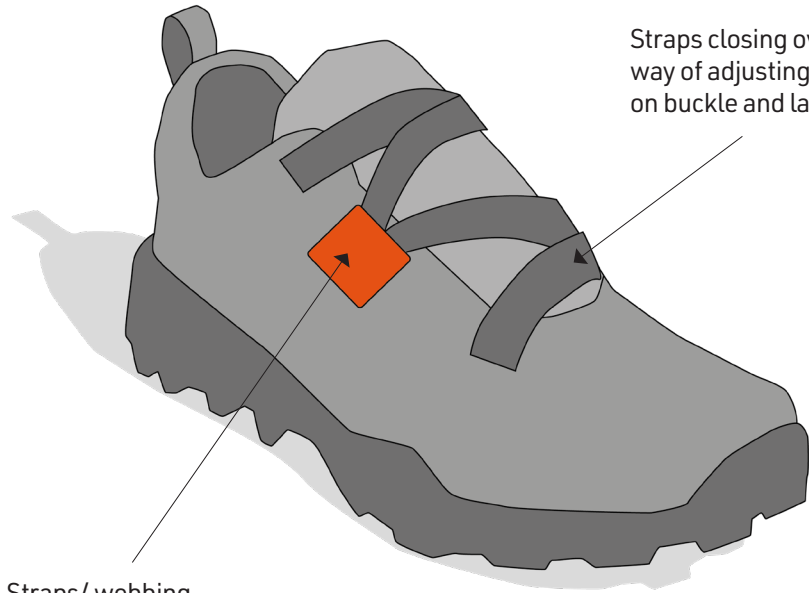


**V-BUCKLE**  
25 sewable + pull tab



**V-BUCKLE**  
S 15 + pull tab

# Redirected straps



Straps closing over foot, way of adjusting depends on buckle and lacing

Straps/ webbing instead of laces, open/ close by FIDLOCK buckle



**HOOK**  
25 plastic



**HOOK**  
20 helmet buckle



**HOOK**  
15 FW sewable



**SNAP buckle**  
15



**SLIDER**  
40

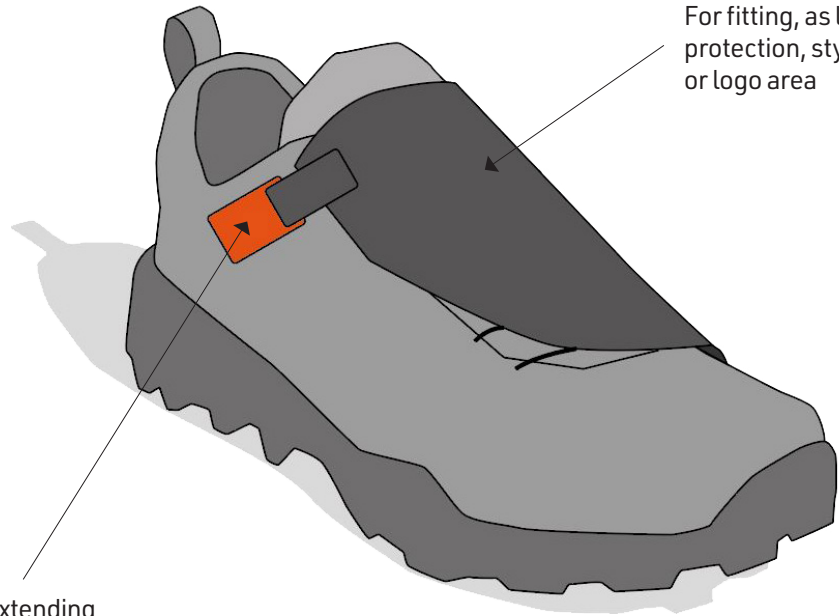


**STRIPE**  
FW DR20



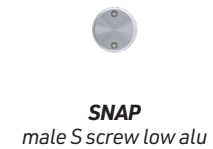
**STRIPE**  
FW SB20

# Flap + buckle



Flap extending over throat/ tongue area, open/ close by (non-) adjustable buckle

For fitting, as lace protection, style element or logo area





# Lace Race



Tie your shoe as normal, but only once

Quick Release: (non-) adjustable FIDLOCK buckle acts as removable last eyelet



**FIDLOCK**  
prototype



**FIDLOCK**  
prototype



**HOOK**  
20 rope sewable



**HOOK**  
20 tanka sewable X3



**SNAP**  
male S rope

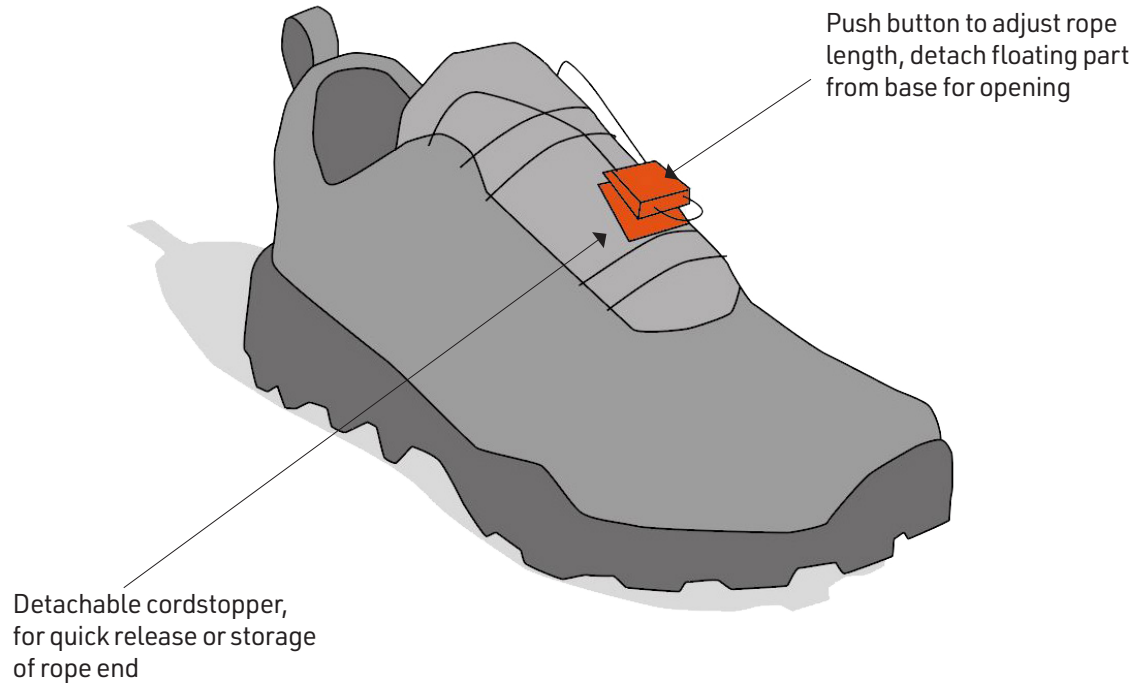


**STRIPE**  
FW DR20



**STRIPE**  
FW SB20

# Tanka

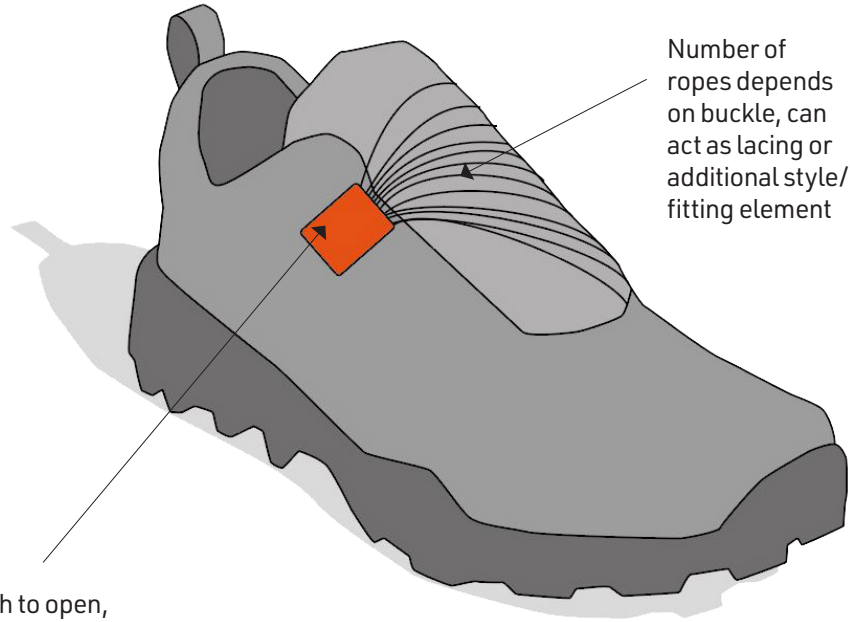


**FIDLOCK®**  
**FW**



**HOOK**  
20 tanka sewable X3

# Lot-a-ropes



Number of ropes depends on buckle, can act as lacing or additional style/fitting element

Detach to open, way of adjusting depends on buckle



**HOOK**  
20 tanka sewable X3



**HOOK**  
20 rope sewable



**WINCH**  
momentum

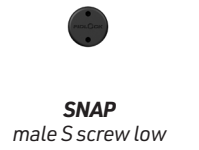
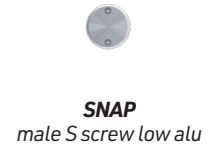
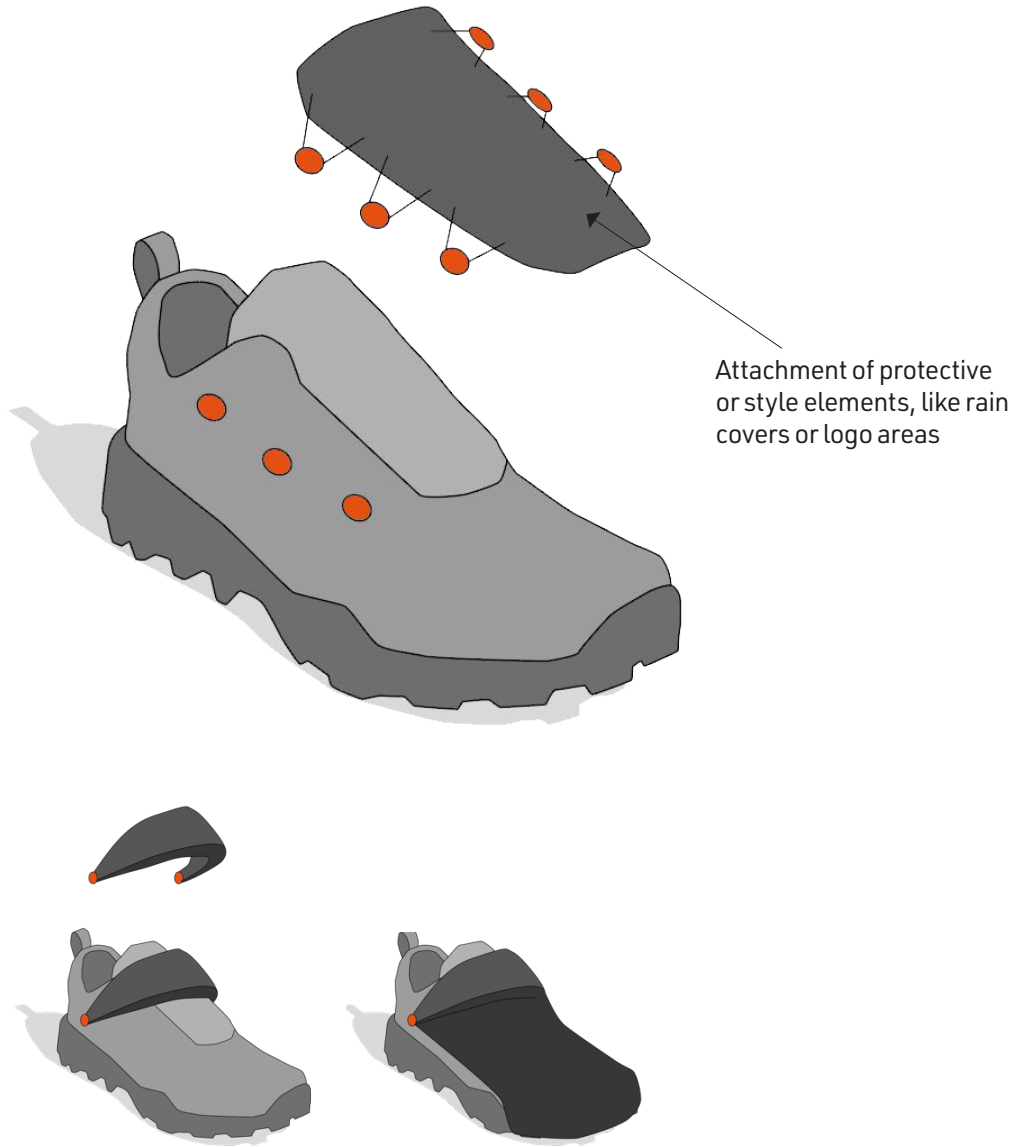


**WINCH**  
elegance

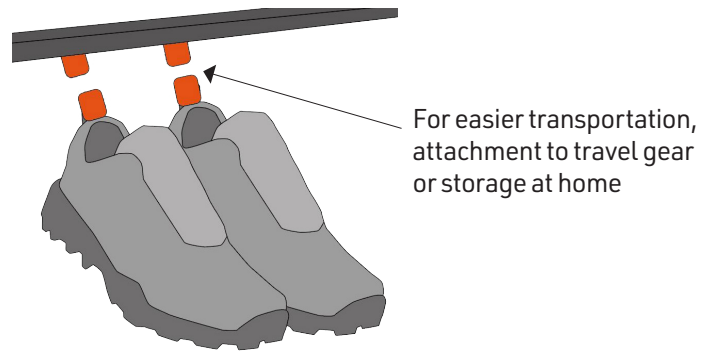
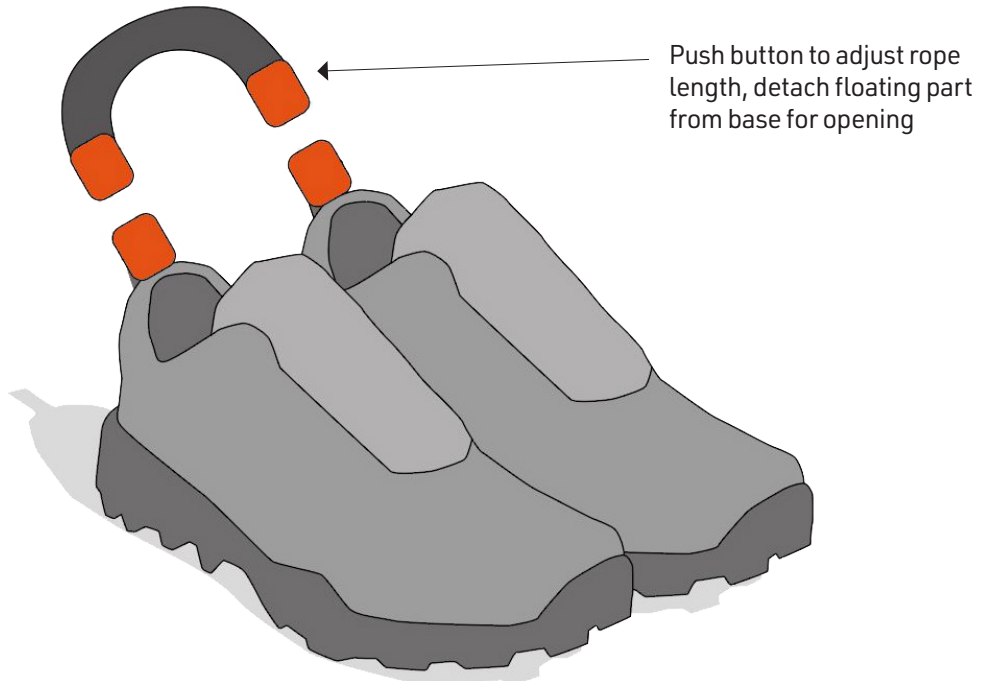


**WINCH**  
compact

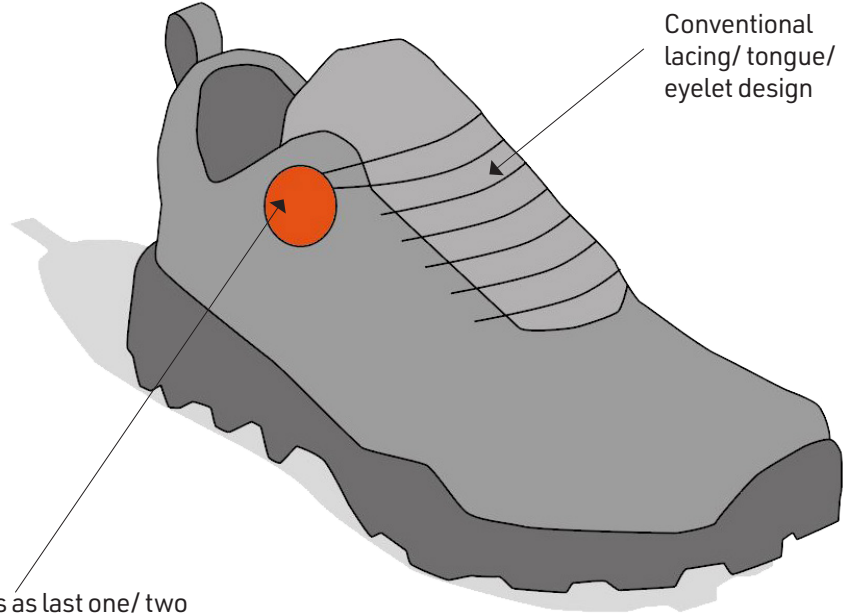
# Cover/ shield



# Transportation & storage



# WINCH + conventional lacing



Conventional lacing/ tongue/ eyelet design

WINCH acts as last one/ two eyelets and quick release, detach handle to open, turn handle to tighten



**WINCH**  
*momentum*

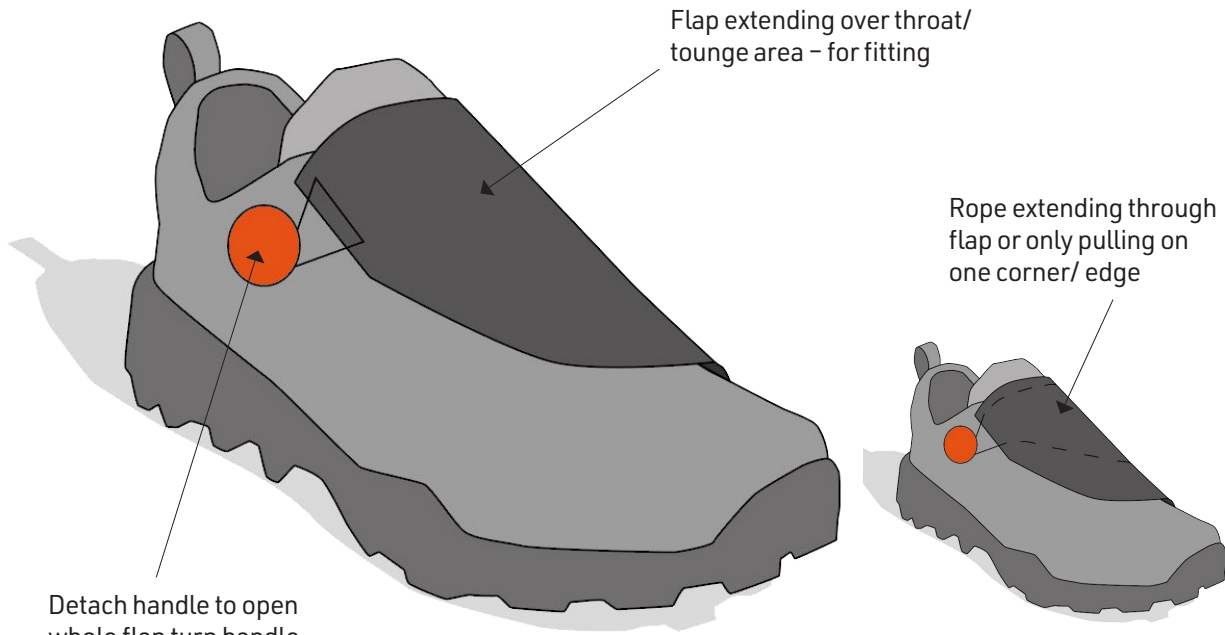


**WINCH**  
*elegance*



**WINCH**  
*compact*

# WINCH + flap



Detach handle to open whole flap turn handle to tighten

Pre-adjustment by hooking the lace on the flap. Keeping the turn amount on the handle as minimal as possible



**WINCH**  
momentum

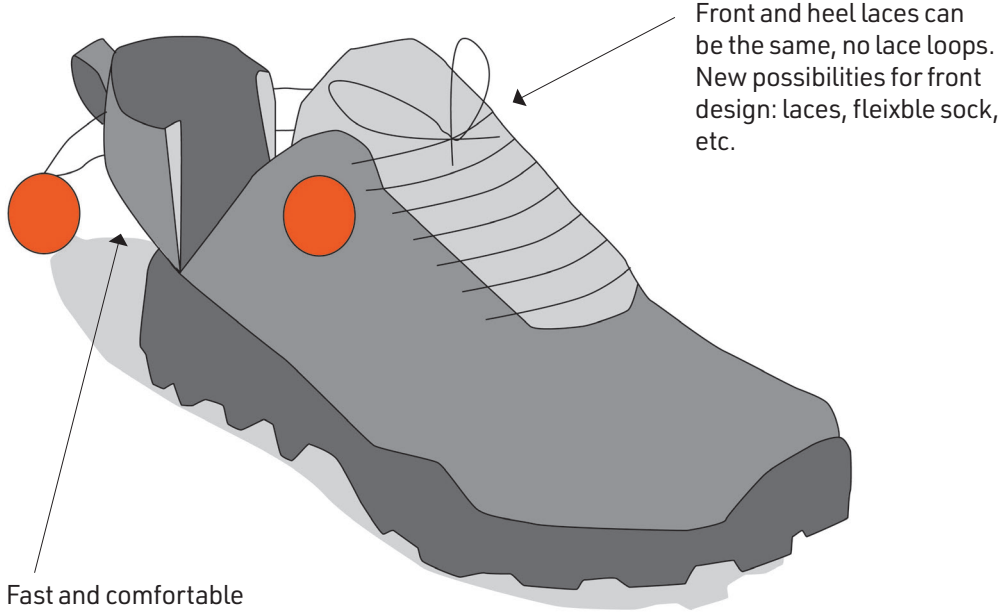


**WINCH**  
elegance



**WINCH**  
compact

# WINCH heel



Front and heel laces can be the same, no lace loops. New possibilities for front design: laces, flexible sock, etc.

Fast and comfortable entry by opening the heel area. Concept known for orthesis or kids shoes



# FIDLOCK®



**WINCH**  
momentum



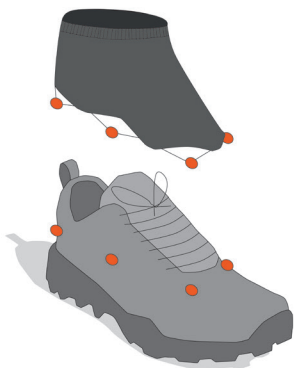
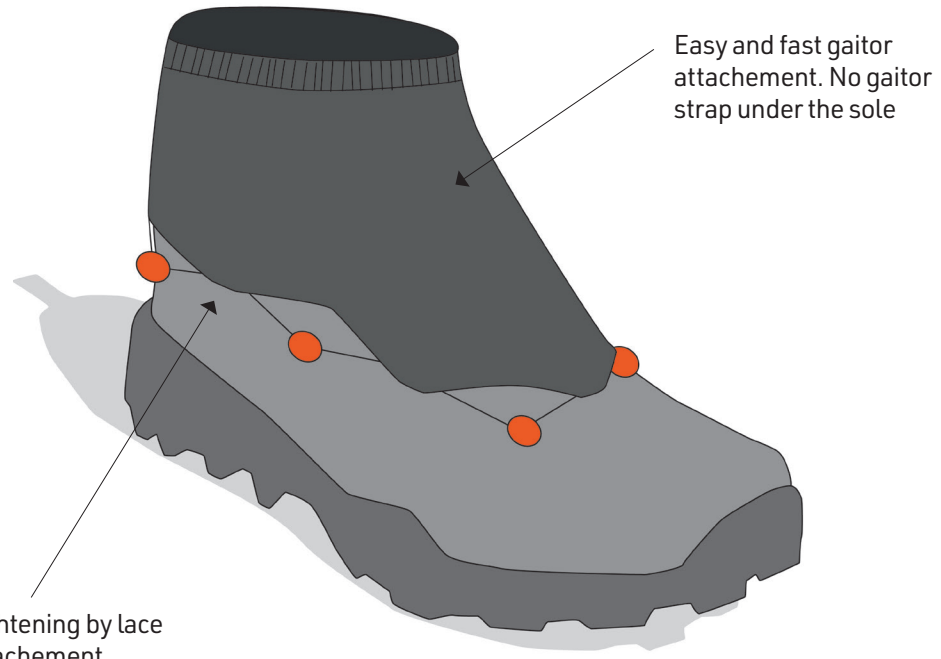
**WINCH**  
elegance




**WINCH**  
compact



# Gaitor A



# FIDLOCK®



# Gaitor B












Shoe strap is used to attach gaitor



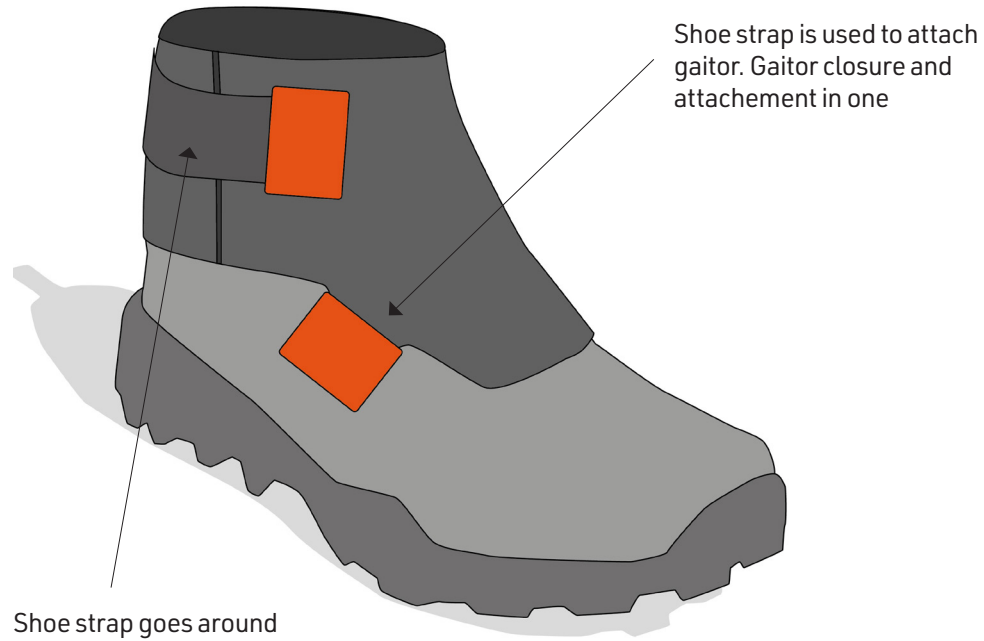
Gaitor can be opened to put on, without taking shoes of



Two different fasteners can be used for this concept.

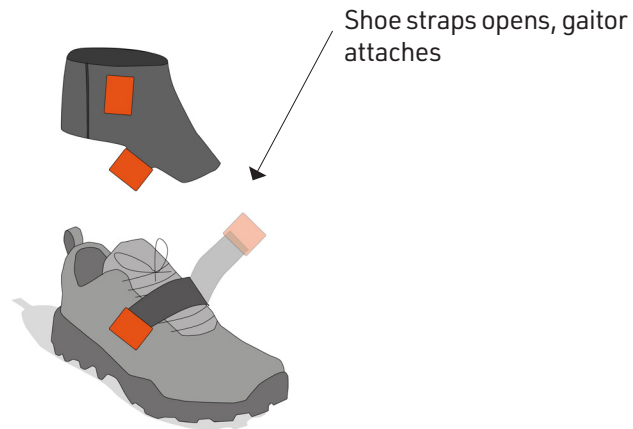
-   
**HOOK**  
15 FWsewable
-   
**STRIPE**  
FW DR20
-   
**STRIPE**  
FW SB20
-   
**STRIPE**  
FW rope
-   
**SNAP buckle**  
combi 15
-   
**SNAP buckle**  
combi 20
-   
**HOOK**  
20 tanka sewable X3
-   
**HOOK**  
20 rope sewable
-   
**HOOK**  
20 flat

# Gaitor C



Shoe strap is used to attach gaitor. Gaitor closure and attachment in one

Shoe strap goes around heel to close gaitor



Shoe straps opens, gaitor attaches



Please use only the same or compatible closures for this concept.



**HOOK**  
15 FWsewable



**STRIPE**  
FW DR20



**STRIPE**  
FW SB20



**STRIPE**  
FW rope



**SNAP buckle**  
combi 15



**SNAP buckle**  
combi 20



**HOOK**  
20 tanka sewable X3



**HOOK**  
20 rope sewable



**HOOK**  
20 flat

## Adapt your requirements!

We are happy to offer our magnetic expertise for unique applications in partnerships. Be it a customized buckle or a uniquely developed fastening solution. We are happy to team up with you in development projects to create an individual fastening solution for your products.

Contact us for detailed information – we are happy to answer your questions.

### Your LOGO

Reminding users of your brand each time they will open and close it. Depending on the material and design of the respective fasteners, different possibilities to customize our magnetic buckles are available.

### Your COLOUR

Colors can play a central role, allowing components to blend in or turn into a striking eye-catcher. Let the buckle be a fully integrated part of your product's design and branding – there are countless possibilities!

### Your HOUSING

Dress up your fastener by designing a new housing which can be adapted to blend into your product design. Of course, we offer extensive support from first ideas to the finished fastener.

We are here for you.



**Philip Klein**

Head of Footwear Team/  
Development and Design

+49 (0)511 / 961 59 3 13  
p.klein@fidlock.com



**Kerstin Lange**

Head of Inside Sales components/  
Key Account Manager Footwear

+49 (0)511 / 961 59 3 10  
k.lange@fidlock.com



**Oliver Schaub**

Product Developer Footwear

+49 (0)511 / 961 59 3 55  
o.schaub@fidlock.com



**Joline Krone**

Marketing Manager Footwear

+49 (0)511 / 961 59 3 14  
j.krone@fidlock.com