

CRYST RAMA



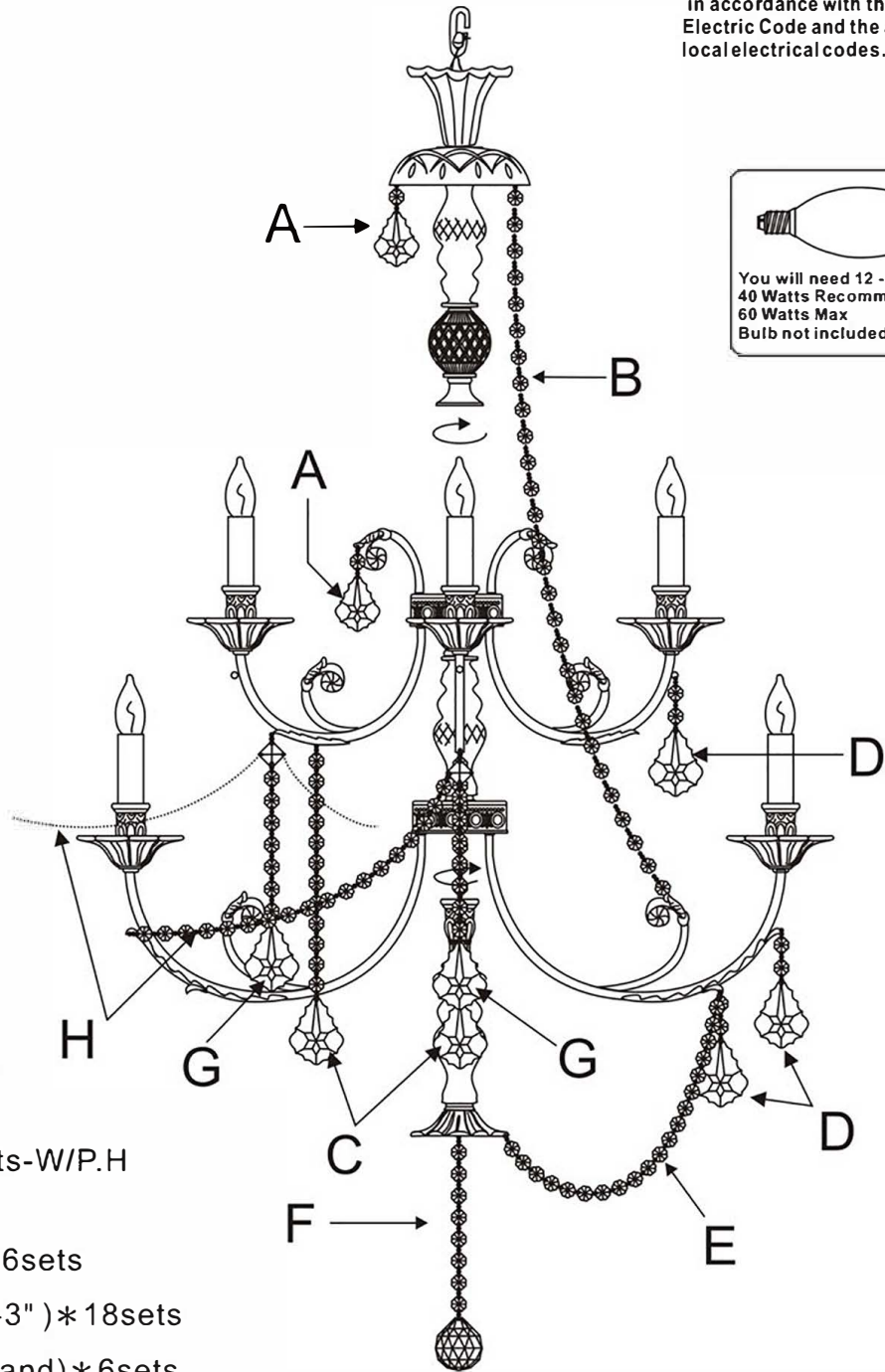
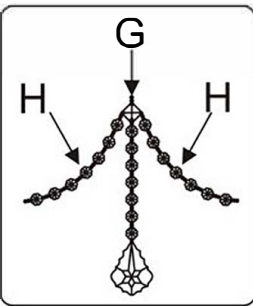
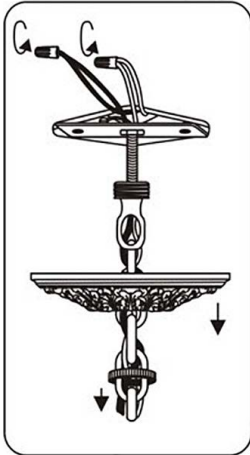
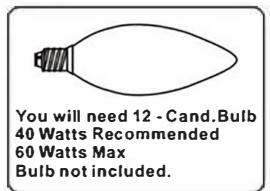
1958









95 Cantiague Rock Road, Westbury NY 11590
 ph:516.931.9090 fax: 516. 931.1254
 info@crystorama.com www.crystorama.com

MODEL#:5119 ASSEMBLY AND DRESSING INSTRUCTIONS



All electrical components must be installed by a licensed electrician in accordance with the National Electric Code and the appropriate local electrical codes.



- A=  (20/50-2") * 12sets
- B=  (28 Jewels Strand) * 6sets-W/P.H
- C=  (12 Jewels + 20/75-3") * 6sets
- D=  (2 Jewels + 20/75-3") * 18sets
- E=  (20 Jewels Strand) * 6sets
- F=  (1x40mm Ball + 8 Jewels) * 1set
- G=  (1 Square 4 Holes+ 7 Jewels + 20/75-3") * 6sets
- H=  (18 Jewels Strand) * 12sets