

# CRYST RAMA



1958

95 Cantiague Rock Road, Westbury NY 11590  
ph:516.931.9090 fax: 516. 931.1254  
info@crystorama.com www.crystorama.com

## MODEL#:4412 ASSEMBLY AND DRESSING INSTRUCTIONS

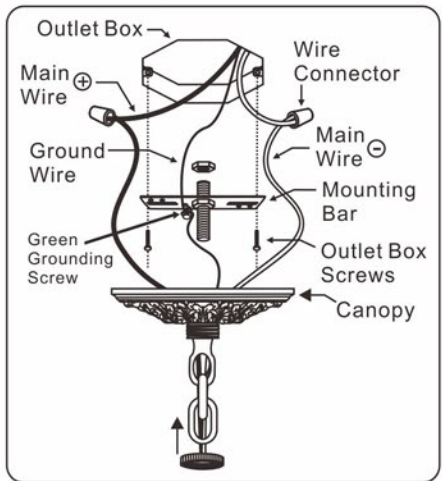
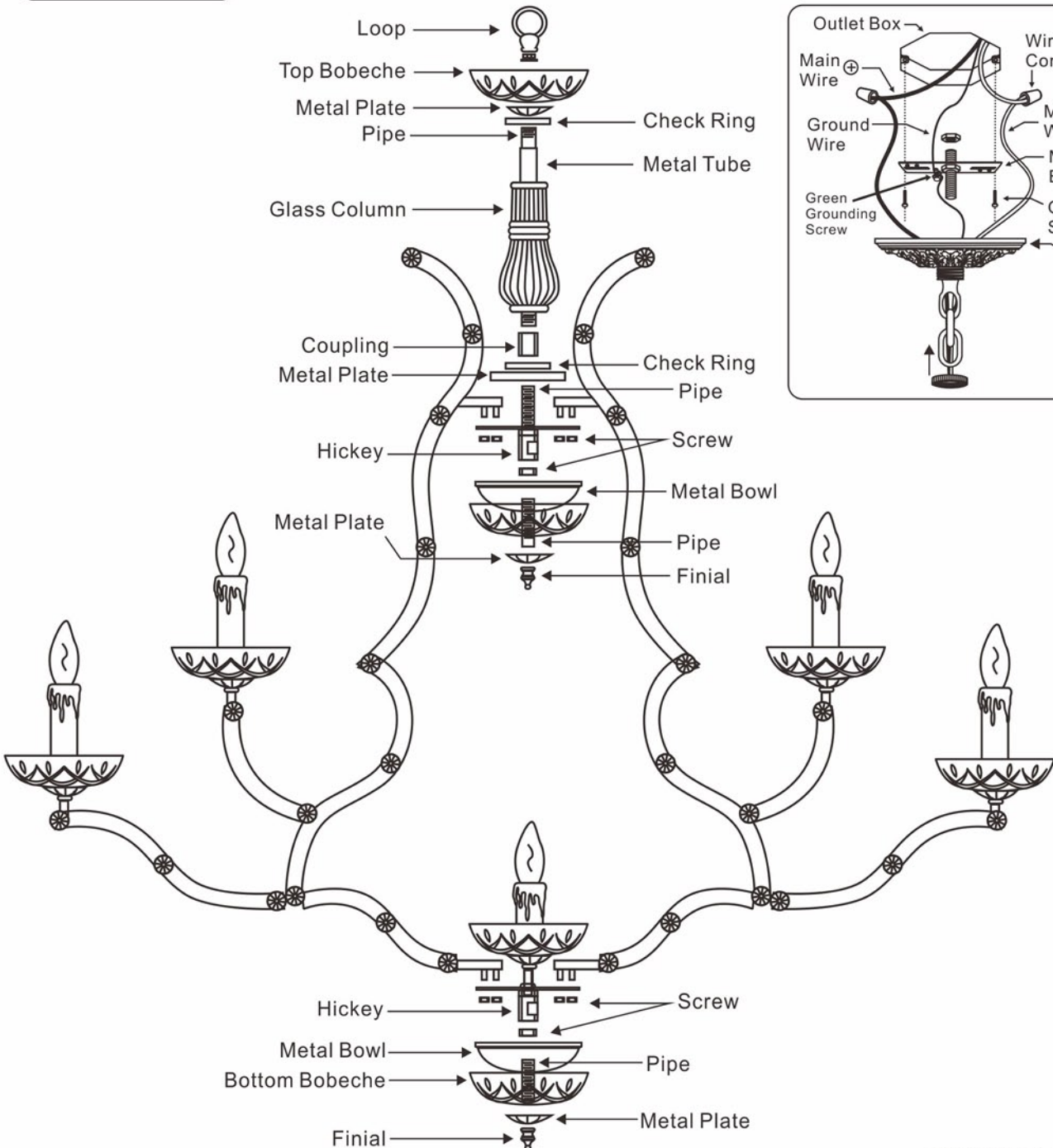
**WARNING:**

Electrical Danger Turn Power Off

All electrical components must be installed by a licensed electrician in accordance with the National Electric Code and the appropriate local electrical codes.



You will need 13- Cand.Bulb  
40 Watts Recommended  
60 Watts Max  
Bulb not included.



# CRYST RAMA



1958

95 Cantiague Rock Road, Westbury NY 11590

ph:516.931.9090 fax: 516. 931.1254

info@crystorama.com www.crystorama.com

## MODEL#:4412 ASSEMBLY AND DRESSING INSTRUCTIONS

WARNING:



Electrical Danger

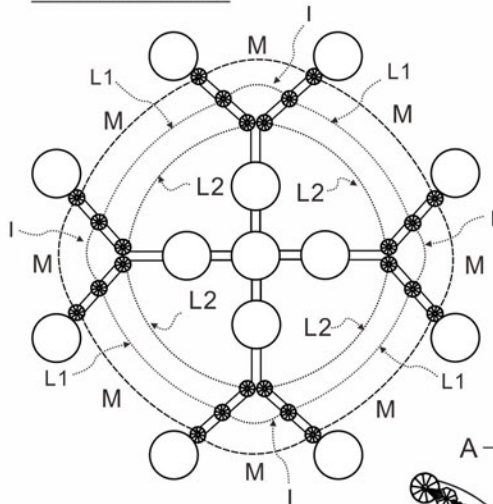


Turn Power Off

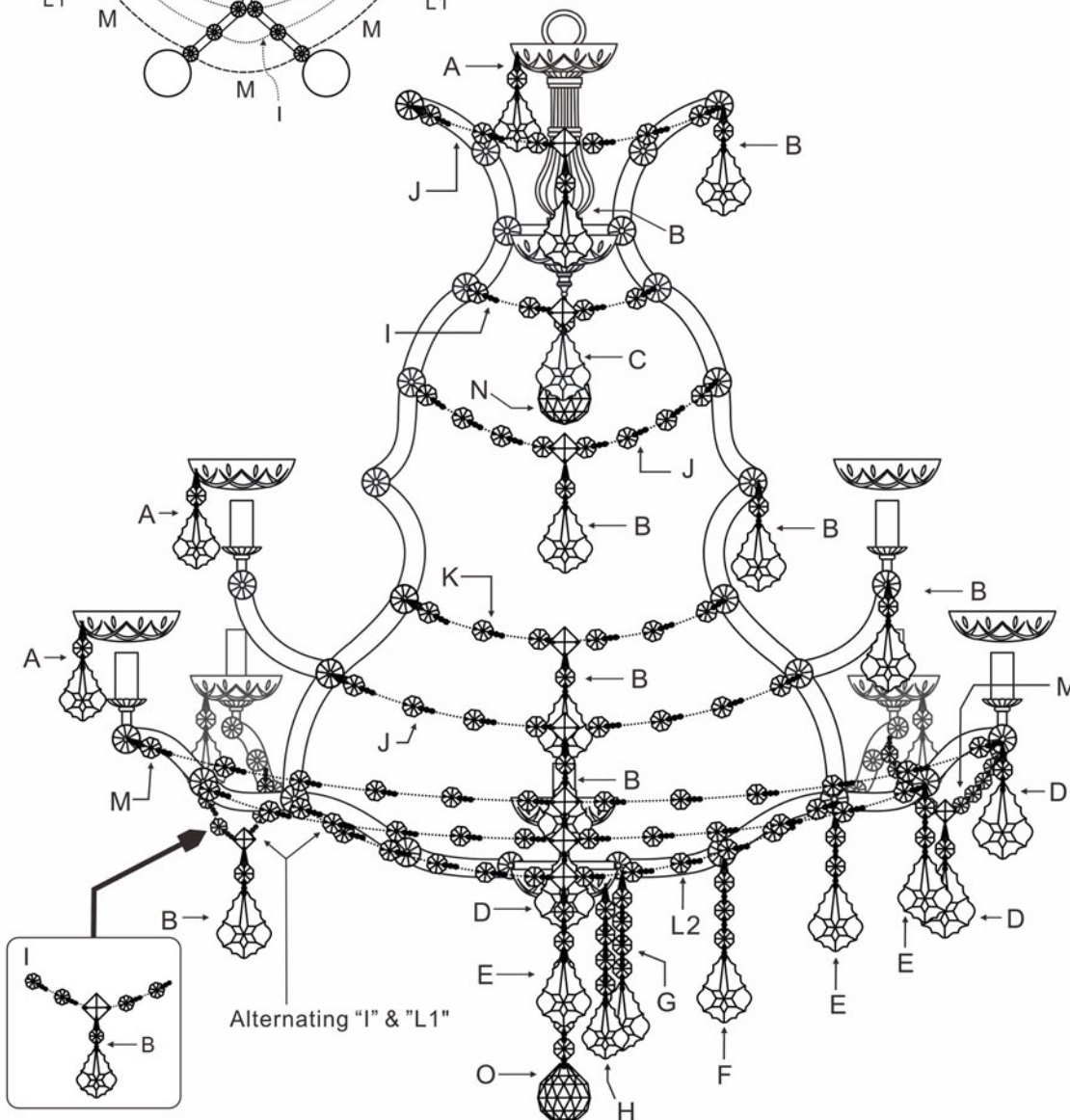
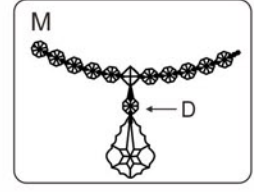
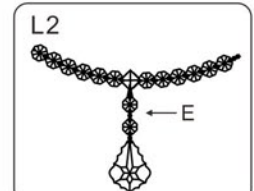
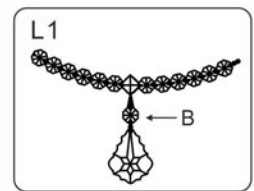
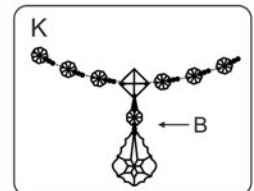
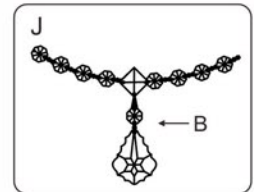
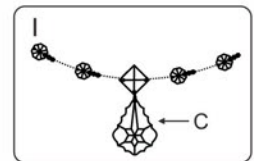
All electrical components must be installed by a licensed electrician in accordance with the National Electric Code and the appropriate local electrical codes.



### Bottom View



1 Bobeche with (4) "A" Trim.



Alternating "I" & "L1"

# CRYST RAMA



1958

95 Cantiague Rock Road, Westbury NY 11590

ph:516.931.9090 fax: 516. 931.1254

info@crystorama.com www.crystorama.com


**MODEL#:4412**


## **ASSEMBLY AND DRESSING INSTRUCTIONS**





**WARNING:**  
All electrical components must be installed by a licensed electrician in accordance with the National Electric Code and the appropriate local electrical codes.





A=  (8901-2"+1Jewels ) \* 52pcs

B=  (8901-2.5"+1Jewels ) \* 32pcs


C=  (8901-2.5" ) \* 4pcs

D=  (8901-3"+1Jewels ) \* 16pcs

E=  (8901-2.5" + 2 Jewels) \* 12pcs

F=  (8901-2.5" + 3 Jewels) \* 4pcs

G=  (8901-2.5" + 4 Jewels) \* 4pcs

H=  (8901-2" + 4 Jewels) \* 4pcs

I=  (4 Jewels Strand + 1 square) \* 8pcs

J=  (8 Jewels Strand + 1 square) \* 12pcs

K=  (6 Jewels Strand + 1 square) \* 4pcs

L1=  (12 Jewels Strand +1 square) \* 4pcs

L2=  (12 Jewels Strand +1 square) \* 4pcs

M=  (10 Jewels Strand +1 square) \* 8pcs

N=  (1x 40mm Ball + 2 Jewels) \* 1pc

O=  (1x 50mm Ball + 4 Jewels) \* 1pc