

CRYSTORAMA

1958

95 Cantiague Rock Road, Westbury, NY 11590 • toll free: 1.800.888.4470 fax: 516.931.1254 • info@crystorama.com • www.crystorama.com

MODEL#: 2248-PN
ASSEMBLY AND DRESSING INSTRUCTIONS

WARNING:

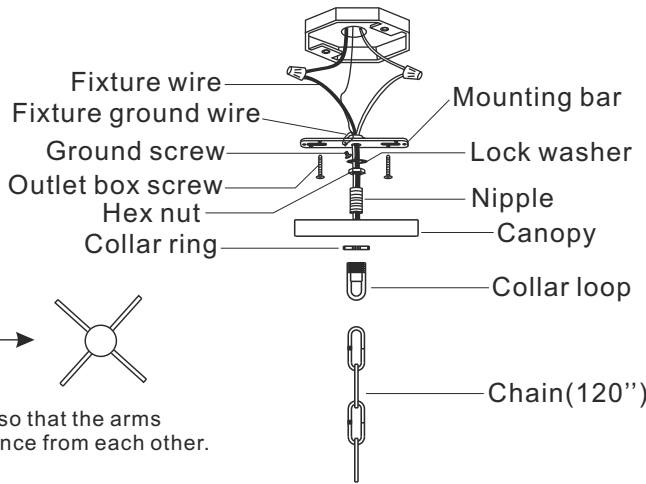
Electrical Danger Turn Power off

⚠ WARNING: This product can expose you to Lead which is known to the state of California to cause cancer and/or birth defects or reproductive harm. For more information go to www.P65Warnings.ca.gov

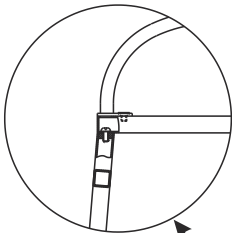
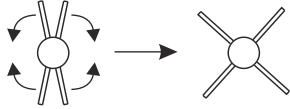
All electrical components must be installed by a licensed electrician in accordance with the National Electric Code and the appropriate local electrical codes.



You will need 8-Cand. BULB
 40 watts Recommended
 60 watts Max
 Bulb not included
USE LED BULBS FOR EXTENDED USE



Spread the arms so that the arms are at equal distance from each other.



Make sure that the iron tubes are assembled straight relative to the top and bottom ring before tightening the top screws and the bottom finials.

