



AE STAINLESS DIRECT

QUALITY products COMPETITIVE pricing EXCEPTIONAL service



WIDE RANGE OF ENCLOSURES & ACCESSORIES

COMPANY PROFILE

ABOUT US:

AE Stainless Direct Pty Ltd is an Australian, family owned and operated company. Our Head Office located in Queensland, while our warehouse and workshop is located in Yatala, Queensland. AE Stainless is a proven manufacturer and provider of quality stainless steel enclosures and related products. We stock a standard range but can design and manufacture custom enclosures within 3 weeks at our local workshop. We use Autodesk Inventor for all our designs, while cutting and bending are done on our state of the art CNC machinery. AE Stainless supply to a diverse range of customers throughout Australia, so we ensure that we always provide the highest quality, service and competitive pricing.

Our flagship product range is our standard 316L Stainless Enclosures, but we have also designed Push Button Stations, Terminal Boxes, Escutcheons, and many more.

We deliver products throughout Australia, but products are also available for pickup at our Warehouse.

WHY USE OUR PRODUCTS?

The team at AE Stainless Direct aim to exceed our customers' expectations by providing a quality product, competitive pricing and exceptional service.

BANK:	Commonwealth Bank
BSB:	064-186
ACCOUNT NUMBER:	107 085 14
SWIFT CODE:	CTBAAU2S
ABN:	73 156 601 875
\$20MIL PUBLIC LIABILITY:	30U137053BPK



**Australian Family
Owned & Operated**

These prices are only valid while the AUD > USD 0.55. Please contact us for pricing if AUD < USD 0.55.

Catalogue is valid from: September 2023 and replaces all previous versions.

OFFICE, WAREHOUSE & WORKSHOP LOCATION:

Gate 3, Door 15, 2 Computer Road,
Yatala QLD 4207



INTERSTATE LOCATIONS

PERTH WAREHOUSE LOCATION:

47 Abbott Road, Perth Airport, WA, 6105


We offer free local pick up, and free local metro
(within 25kms) delivery over \$1,000+GST.


P = These items are available at our Perth Warehouse

CONTENTS

ENCLOSURES	7	REPLACEMENT DOORS	41
STAINLESS STEEL ENCLOSURES	8	Stainless Steel Replacement Door Only	41
Stainless Steel Standard Wall Mount Enclosures	8	Mild Steel RAL7035 Replacement Door Only	43
Stainless Steel 30 Degree Sloping Roof Enclosures ..	12	Mild Steel Orange Replacement Door Only	44
Stainless Steel Sloping Roof Desktop Console	14	Aluminium Replacement Door Only	44
Stainless Steel Sloping Roof Push Button Stations ...	15	GLAND PLATES	45
Stainless Steel Push Button Stations	17	GEAR TRAYS	46
Stainless Steel IP66 Terminal Boxes	18	Stainless Steel Gear Trays	46
Stainless Steel IP67 Terminal Boxes	20	Mild Steel Gear Trays	47
Stainless Steel Hinged & Bolted Enclosures	21	ENCLOSURE SUN AND RAIN PROTECTION ...	50
MILD STEEL ENCLOSURES	22	Stainless Steel Sunshield Kit	50
Mild Steel X15 Orange Powder Coated Standard		Stainless Steel Rain Hoods	52
Wall Mount Enclosures	23	Stainless Steel Sun Shade Panels Bolted	53
Mild Steel RAL7035 Powder Coated Standard		ENCLOSURE PROTECTION	54
Wall Mount Enclosures	24	Stainless Steel HMI Sun Shade Kit	54
Mild Steel RAL7035 Powder Coated		Stainless Steel HMI Protection Cover	55
Terminal Boxes	26	Polycarbonate Viewing Window	56
ALUMINIUM ENCLOSURES	27	Stainless Steel ABB Isolator Lock-Out Kit	56
Aluminium RAL7035 Powder Coated Enclosures ...	27	ENCLOSURE VENTILATION	57
ACCESSORIES	28	Vent Hoods	57
ESCUTCHEON/INNER DOOR KITS	30	Vent Plates	59
IP3X Escutcheon/Inner Door Kit Stainless Steel	30	Vent Fans & Outlet Filters	60
IP3X Escutcheon/Inner Door Kit Powder Coated		KTS Thermo	62
Mild Steel	32	MOUNTING KITS	63
IP2X Escutcheon/Inner Door Kit Powder Coated		Stainless Steel Wall Mounting Kit	63
Mild Steel	34	Pole Mounting Kit	64
TYPE X METER PANEL	35	Stands	67
DISTRIBUTION BOARD KIT	36	Plinths	69
Distribution Board Kit Stainless Steel	36		
Distribution Board Kit Mild Steel	37		
Distribution Board Kit Type X Meter Panel	38		
Shelf Kits	39		

ENCLOSURE ACCESSORIES & MODIFICATIONS	70	WIRE DUCTING	80
Door Stay	70	Narrow Slot	80
Gas Struts Fitted	70	Wide Slot	80
Door Hinges	70	LED PANEL LAMP	81
19" Rack Brackets	71	DOOR LIMIT SWITCH	81
Document Holders	72	CONSUMABLE ACCESSORIES	82
Foldable Laptop Tray	72	Cable Glands	82
DOOR LOCKS & ACCESSORIES	73	Earth Wire	82
1/4 Turn Door Locks	73	Neutral / Earth Bars	82
Door Handles	74	Labels / Name Plates	83
Swing Handles	76	WORKSHOP SERVICES	84
3-Point Door Locking Kit	77	CUSTOM BUILT ENCLOSURES	86
CONSUMABLES	78	IK RATING GUIDE	88
DIN RAIL	79	IP RATING GUIDE	89
DIN Rail Steel	79		
DIN Rail Bracket	79		





SS Standard pg. **8**



SS Sloping Roof pg. **12**




SS Sloping Console pg. **14**



SS Sloping PB Stations pg. **16**



SS PB Stations pg. **17**



SS IP66 Terminal pg. **18**



SS IP67 Terminal pg. **20**



SS Hinged & Bolted pg. **21**



MS Orange Standard pg. **23**



MS RAL7035 Standard pg. **24**



MS RAL7035 Terminal pg. **26**




AL RAL7035 Standard pg. **27**

KEY FEATURES – STAINLESS STEEL STANDARD WALL MOUNT ENCLOSURES


2 x Wiring Loom Z-Brackets included for cable management

SS Wall Mounting Brackets included

Reversible SS door hinges



SS 2-Bit door lock, with dust cap



Polyurethane door seal



M6 Earth studs, with Earth Wire



Folded lip/gutter door seal




Wall mounted via M8 Blind Nuts



White galv gear tray with M8 mounting studs

STAINLESS STEEL ENCLOSURES

STAINLESS STEEL STANDARD WALL MOUNT ENCLOSURES



AE Stainless' range of stainless steel Standard Enclosures are renowned for their build quality, aesthetics and functionality. They are designed to protect equipment in extreme conditions - including corrosive marine. They are also designed to easily bolt in AE Stainless branded accessories such as Escutcheon/Inner doors, 19" racks etc.


Specifications and Features

- Made from 1.5mm **316L stainless steel**
- Fully welded construction - **IP66** rating, IK10 Tested
- Reversible door (left hinged is the default position)
- Door earthed to cabinet via earth studs
- Polyurethane door seal
- 2mm white powder coated galvanised steel gear tray included
- 2 x Wiring Loom Z-brackets included to help with cable management across door hinges
- Folded lip/gutter to ensure effective door seal
- Door fitted with concealed hinges on one side and 2-bit stainless steel lock on the other (600mm high and above have 2 x locks)
- Rear mounting holes fitted with blind nutserts to ensure IP rating
- Wall mounting brackets included

SKU / Item Number	Height	Width	Depth	Locks	Ex GST	Ex GST	Ex GST	
					10 & more	5 - 9 units	1- 4 units	
SS-200x200x150	200	200	150	1	\$151.50	\$176.75	\$202.00	P
SS-300x200x150	300	200	150	1	\$168.75	\$196.88	\$225.00	P
SS-300x200x200	300	200	200	1	\$220.50	\$257.25	\$294.00	P
SS-300x300x150	300	300	150	1	\$224.25	\$261.63	\$299.00	P
SS-300x300x200	300	300	200	1	\$237.75	\$277.38	\$317.00	P
SS-300x300x250	300	300	250	1	\$285.00	\$332.50	\$380.00	
SS-300x300x300	300	300	300	1	\$327.75	\$382.38	\$437.00	
SS-300x400x200	300	400	200	1	\$255.00	\$297.50	\$340.00	P
NEW SS-350x250x150	350	250	150	1	\$225.00	\$262.50	\$300.00	
SS-400x300x150	400	300	150	1	\$241.50	\$281.75	\$322.00	P
SS-400x300x200	400	300	200	1	\$255.00	\$297.50	\$340.00	P
SS-400x300x250	400	300	250	1	\$327.75	\$382.38	\$437.00	P
SS-400x400x200	400	400	200	1	\$310.50	\$362.25	\$414.00	P
SS-400x400x250	400	400	250	1	\$345.00	\$402.50	\$460.00	
SS-400x400x300	400	400	300	1	\$379.50	\$442.75	\$506.00	P
SS-400x600x200	400	600	200	1	\$414.00	\$483.00	\$552.00	P
SS-400x600x300	400	600	300	1	\$533.60	\$600.30	\$667.00	P
SS-450x400x200	450	400	200	1	\$354.00	\$413.00	\$472.00	P
SS-450x450x200	450	450	200	1	\$379.50	\$442.75	\$506.00	
SS-450x600x200	450	600	200	1	\$431.25	\$503.13	\$575.00	

STAINLESS STEEL STANDARD WALL MOUNT ENCLOSURES (CONTINUED)

Enclosures



AE Stainless' range of stainless steel Standard Enclosures are renowned for their build quality, aesthetics and functionality. They are designed to protect equipment in extreme conditions - including corrosive marine. They are also designed to easily bolt in AE Stainless branded accessories such as Escutcheon/Inner doors, 19" racks etc.

Specifications and Features

- Made from 1.5mm **316L stainless steel**
- Fully welded construction - **IP66** rating
- Reversible door (left hinged is the default position)
- Door earthed to cabinet via earth studs
- Polyurethane door seal
- 2mm white powder coated galvanised steel gear tray included
- 2 x Wiring Loom Z-brackets included to help with cable management across door hinges
- Folded lip/gutter to ensure effective door seal
- Door fitted with concealed hinges on one side and 2-bit stainless steel lock on the other (600mm high and above have 2 x locks)
- Rear mounting holes fitted with blind nutserts to ensure IP rating
- Wall mounting brackets included

SKU / Item Number	Height	Width	Depth	Locks	Ex GST	Ex GST	Ex GST	
					10 & more	5 - 9 units	1 - 4 units	
SS-500x400x250	500	400	250	1	\$423.00	\$493.50	\$564.00	P
SS-500x400x300	500	400	300	1	\$483.00	\$563.50	\$644.00	
SS-500x500x200	500	500	200	1	\$465.75	\$543.38	\$621.00	P
SS-500x500x300	500	500	300	1	\$500.25	\$583.63	\$667.00	P
NEW SS-500x500x400	500	500	400	1	\$585.00	\$682.50	\$780.00	
SS-600x400x200	600	400	200	2	\$414.00	\$483.00	\$552.00	P
SS-600x400x250	600	400	250	2	\$448.50	\$523.25	\$598.00	
SS-600x400x300	600	400	300	2	\$533.60	\$600.30	\$667.00	P
SS-600x400x400	600	400	400	2	\$586.50	\$684.25	\$782.00	P
SS-600x500x250	600	500	250	2	\$603.75	\$704.38	\$805.00	
SS-600x500x300	600	500	300	2	\$621.00	\$724.50	\$828.00	
SS-600x600x200	600	600	200	2	\$638.25	\$744.63	\$851.00	P
SS-600x600x250	600	600	250	2	\$708.80	\$797.40	\$886.00	
SS-600x600x300	600	600	300	2	\$736.00	\$828.00	\$920.00	P
SS-600x600x400	600	600	400	2	\$809.60	\$910.80	\$1,012.00	P
SS-650x400x200	650	400	200	2	\$448.50	\$523.25	\$598.00	
SS-700x400x200	700	400	200	2	\$457.50	\$533.75	\$610.00	
SS-700x500x300	700	500	300	2	\$647.25	\$755.13	\$863.00	
SS-700x700x300	700	700	300	2	\$908.80	\$1,022.40	\$1,136.00	

STAINLESS STEEL STANDARD WALL MOUNT ENCLOSURES (CONTINUED)



AE Stainless' range of stainless steel Standard Enclosures are renowned for their build quality, aesthetics and functionality. They are designed to protect equipment in extreme conditions - including corrosive marine. They are also designed to easily bolt in AE Stainless branded accessories such as Escutcheon/Inner doors, 19" racks etc.

Specifications and Features

- Made from 1.5mm **316L stainless steel**
- Fully welded construction - **IP66** rating
- Reversible door (left hinged is the default position)
- Door earthed to cabinet via earth studs
- Polyurethane door seal
- 2mm white powder coated galvanised steel gear tray included
- 2 x Wiring Loom Z-brackets included to help with cable management across door hinges
- Folded lip/gutter to ensure effective door seal
- Door fitted with concealed hinges on one side and 2-bit stainless steel lock on the other (600mm high and above have 2 x locks)
- Rear mounting holes fitted with blind nutserts to ensure IP rating
- Wall mounting brackets included

SKU / Item Number	Height	Width	Depth	Locks	Ex GST	Ex GST	Ex GST	
					10 & more	5 - 9 units	1 - 4 units	
SS-800x600x200	800	600	200	2	\$782.40	\$880.20	\$978.00	
SS-800x600x250	800	600	250	2	\$846.40	\$952.20	\$1,058.00	P
SS-800x600x300	800	600	300	2	\$908.80	\$1,022.40	\$1,136.00	P
SS-800x600x400	800	600	400	2	\$1,035.00	\$1,207.50	\$1,380.00	
SS-800x800x250	800	800	250	2	\$1,058.40	\$1,190.70	\$1,323.00	
SS-800x800x300	800	800	300	2	\$1,104.00	\$1,242.00	\$1,380.00	P
SS-800x800x400	800	800	400	2	\$1,288.00	\$1,449.00	\$1,610.00	
SS-900x650x300	900	650	300	2	\$1,100.00	\$1,250.00	\$1,400.00	
SS-1000x600x300	1000	600	300	2	\$1,122.40	\$1,262.70	\$1,403.00	P
SS-1000x600x400	1000	600	400	2	\$1,196.00	\$1,345.50	\$1,495.00	
SS-1000x800x200	1000	800	200	2	\$1,242.40	\$1,397.70	\$1,553.00	
SS-1000x800x300	1000	800	300	2	\$1,380.00	\$1,552.50	\$1,725.00	P
SS-1000x800x400	1000	800	400	2	\$1,426.40	\$1,604.70	\$1,783.00	
SS-1000x800x450	1000	800	450	2	\$1,518.40	\$1,708.20	\$1,898.00	
SS-1200x600x400	1200	600	400	2	\$1,472.00	\$1,656.00	\$1,840.00	
SS-1200x800x300	1200	800	300	2	\$1,472.00	\$1,656.00	\$1,840.00	
SS-1200x800x400	1200	800	400	2	\$1,656.00	\$1,863.00	\$2,070.00	P


DOUBLE DOOR (REMOVABLE CENTRE DIVIDER)

SKU / Item Number	Height	Width	Depth	Locks	Ex GST	Ex GST	Ex GST
					10 & more	5 - 9 units	1 - 4 units
SS-DD-1000x1000x300-R	1000	1000	300	2	\$1,656.00	\$1,863.00	\$2,070.00

Custom units can be made - Contact us for a Lead Time - POA.

KEY FEATURES – STAINLESS STEEL SLOPING ROOF ENCLOSURES

Enclosures



STAINLESS STEEL SLOPING ROOF ENCLOSURES



AE Stainless' range of stainless steel Sloped Roof Enclosures are renowned for their build quality, aesthetics and functionality. They are designed to protect equipment in extreme conditions - including corrosive marine. They are also designed to easily bolt in AE Stainless branded accessories such as Escutcheon/Inner doors, 19" racks etc.

Specifications and Features


- Made from 1.5mm **316L stainless steel**
- Height is door height
- Top and bottom flange to easily mount against a wall
- Fully welded construction - **IP66** rating, IK10 Tested
- Door earthed to cabinet via earth studs
- Reversible door (left hinged is the default position)
- Polyurethane door seal
- 2mm white powder coated galvanised steel gear tray included
- 2 x Wiring Loom Z-brackets included for cable management across door hinges
- Folded lip/gutter to ensure effective door seal
- Door fitted with 2-bit stainless steel locks
- 30 degree sloping roof

WITH CONCEALED HINGES - REVERSIBLE DOOR

SKU / Item Number	Height	Width	Depth	Locks	Ex GST	Ex GST	Ex GST	
					10 & more	5 - 9 units	1- 4 units	
SS-SR-300x200x150	300	200	150	1	\$330.00	\$385.00	\$440.00	P
SS-SR-400x300x150	400	300	150	1	\$460.00	\$517.50	\$575.00	P
SS-SR-400x400x200	400	400	200	1	\$549.75	\$641.50	\$733.00	P
SS-SR-400x400x300	400	400	300	1	\$630.00	\$735.00	\$840.00	P
NEW SS-SR-500x500x210	500	500	210	1	\$669.75	\$781.50	\$893.00	P
SS-SR-600x400x200	600	400	200	2	\$669.75	\$781.50	\$893.00	P

Custom units can be made - Contact us for a Lead Time - POA.

STAINLESS STEEL SLOPING ROOF ENCLOSURES (CONTINUED)



AE Stainless' range of stainless steel Sloped Roof Enclosures are renowned for their build quality, aesthetics and functionality. They are designed to protect equipment in extreme conditions - including corrosive marine. They are also designed to easily bolt in AE Stainless branded accessories such as Escutcheon/Inner doors, 19" racks etc.

Specifications and Features

- Made from 1.5mm **316L stainless steel**
- Height is door height
- Top and bottom flange to easily mount against a wall
- Fully welded construction - **IP66** rating, IK10 Tested
- Door earthed to cabinet via earth studs
- Left hinged door
- Polyurethane door seal
- 2mm white powder coated galvanised steel gear tray included
- 2 x Wiring Loom Z-brackets included for cable management across door hinges
- Folded lip/gutter to ensure effective door seal
- Door fitted with 2-bit stainless steel locks
- 30 degree sloping roof

WITH EXTERNAL PINTLE HINGES - NON REVERSIBLE DOOR

SKU / Item Number	Height	Width	Depth	Locks	Ex GST	Ex GST	Ex GST
					10 & more	5 - 9 units	1 - 4 units
SS-SRE-600x600x250	600	600	250	2	\$876.00	\$1,022.00	\$1,168.00
SS-SRE-600x600x300	600	600	300	2	\$908.25	\$1,059.50	\$1,211.00
NEW SS-SRE-700x500x350	700	500	350	2	\$927.75	\$1,082.50	\$1,237.00
SS-SRE-800x600x250	800	600	250	2	\$980.25	\$1,143.50	\$1,307.00
SS-SRE-800x600x300	800	600	300	2	\$1,082.25	\$1,262.50	\$1,443.00
SS-SRE-800x800x300	800	800	300	2	\$1,287.75	\$1,502.50	\$1,717.00
SS-SRE-1000x600x250	1000	600	250	2	\$1,239.75	\$1,446.50	\$1,653.00
SS-SRE-1000x600x300	1000	600	300	2	\$1,290.00	\$1,505.00	\$1,720.00
SS-SRE-1000x800x300	1000	800	300	2	\$1,598.25	\$1,864.50	\$2,131.00
SS-SRE-1200x600x250	1200	600	250	2	\$1,496.25	\$1,745.50	\$1,995.00
SS-SRE-1200x600x300	1200	600	300	2	\$1,545.75	\$1,803.50	\$2,061.00
SS-SRE-1200x800x300	1200	800	300	2	\$1,698.00	\$1,981.00	\$2,264.00


STAINLESS STEEL SLOPING ROOF DESKTOP CONSOLE

SKU / Item Number	Height	Width	Depth	Bolts	Ex GST	Ex GST	Ex GST
					10 & more	5 - 9 units	1 - 4 units
SS-Console-203x305x180	203	305	180	2	\$211.50	\$246.75	\$282.00


Custom sizes available.



KEY FEATURES – STAINLESS STEEL PUSH BUTTON STATIONS



STAINLESS STEEL SLOPING ROOF PUSH BUTTON STATIONS



AE Stainless' range of stainless steel Sloping Roof Push Button Stations are renowned for their build quality, aesthetics and functionality. They are designed to protect push buttons, selector switches, and pilot lights in extreme conditions - including corrosive marine environments.

Specifications and Features

- Made from 1.5mm **316L stainless steel**
- Fully welded construction - **IP66** rating, IK10 Tested
- 22.5mm holes
- Removable wall mounting plate included
- 2mm white powder coated galvanised steel gear tray included
- Both the lid and wall mounting plate mounting holes are fitted with blind nuts to ensure that the enclosure is waterproof
- Lid earthed to box via earth studs
- Polyurethane door seal
- Folded lip/gutter to ensure effective door seal
- Easy wall mounted via top and bottom flange or direct onto equipment via 4 x rear nuts


PUSH BUTTON STATION WITH HOLES

SKU / Item Number	Height	Width	Depth	Holes	Ex GST	Ex GST	Ex GST
					10 & more	5 - 9 units	1 - 4 units
SS-SR-PBS1-121290	120	120	90	1	\$156.00	\$182.00	\$208.00
SS-SR-PBS2-161290	160	120	90	2	\$165.00	\$192.50	\$220.00
SS-SR-PBS3-221290	220	120	90	3	\$180.00	\$210.00	\$240.00
SS-SR-PBS4-281290	280	120	90	4	\$205.00	\$239.00	\$273.00
SS-SR-PBS5-321290	320	120	90	5	\$218.00	\$254.50	\$291.00
SS-SR-PBS6-221890	220	180	90	6	\$220.00	\$256.50	\$293.00

PUSH BUTTON STATION WITH NO HOLES - BLANK LID

SKU / Item Number	Height	Width	Depth	Holes	Ex GST	Ex GST	Ex GST
					10 & more	5 - 9 units	1 - 4 units
SS-SR-PBS-B1-121290	120	120	90	0	\$156.00	\$182.00	\$208.00
SS-SR-PBS-B2-161290	160	120	90	0	\$165.00	\$192.50	\$220.00
SS-SR-PBS-B3-221290	220	120	90	0	\$180.00	\$210.00	\$240.00
SS-SR-PBS-B4-281290	280	120	90	0	\$205.00	\$239.00	\$273.00
SS-SR-PBS-B5-321290	320	120	90	0	\$218.00	\$254.50	\$291.00
SS-SR-PBS-B6-221890	220	180	90	0	\$220.00	\$256.50	\$293.00

STAINLESS STEEL PUSH BUTTON STATIONS



AE Stainless' range of stainless steel Push Button Stations are renowned for their build quality, aesthetics and functionality. They are designed to protect push buttons, selector switches, and pilot lights in extreme conditions - including corrosive marine environments.

Specifications and Features

- Made from 1.5mm **316L stainless steel**
- Fully welded construction - **IP66** rating, IK10 Tested
- 22.5mm holes
- Removable wall mounting plate included
- 2mm white powder coated galvanised steel gear tray included
- Both the lid and wall mounting plate mounting holes are fitted with blind nutserts to ensure that the enclosure is waterproof
- Lid earthed to box via earth studs
- Polyurethane door seal
- Folded lip/gutter to ensure effective door seal
- Easy wall mounted via top and bottom flange or direct onto equipment via 4 x rear nutserts


PUSH BUTTON STATION WITH HOLES

SKU / Item Number	Height	Width	Depth	Holes	Ex GST	Ex GST	Ex GST	
					10 & more	5 - 9 units	1- 4 units	
SS-PBS1-121290	120	120	90	1	\$110.00	\$128.50	\$147.00	P
SS-PBS2-161290	160	120	90	2	\$120.00	\$140.00	\$160.00	
SS-PBS3-221290	220	120	90	3	\$125.00	\$146.00	\$167.00	P
SS-PBS4-281290	280	120	90	4	\$165.00	\$192.50	\$220.00	
SS-PBS5-321290	320	120	90	5	\$182.00	\$212.50	\$243.00	
SS-PBS6-221890	220	180	90	6	\$186.00	\$217.00	\$248.00	

PUSH BUTTON STATION WITH NO HOLES - BLANK LID

SKU / Item Number	Height	Width	Depth	Holes	Ex GST	Ex GST	Ex GST	
					10 & more	5 - 9 units	1- 4 units	
SS-PBS-B1-121290	120	120	90	0	\$110.00	\$128.50	\$147.00	
SS-PBS-B2-161290	160	120	90	0	\$120.00	\$140.00	\$160.00	
SS-PBS-B3-221290	220	120	90	0	\$125.00	\$146.00	\$167.00	
SS-PBS-B4-281290	280	120	90	0	\$165.00	\$192.50	\$220.00	
SS-PBS-B5-321290	320	120	90	0	\$182.00	\$212.50	\$243.00	
SS-PBS-B6-221890	220	180	90	0	\$186.00	\$217.00	\$248.00	

KEY FEATURES – STAINLESS STEEL IP66 TERMINAL BOXES



STAINLESS STEEL IP66 TERMINAL BOXES



AE Stainless' range of stainless steel Terminal Boxes are designed as a cost effective solution to protect equipment in a wet, corrosive environment.

Specifications and Features

- Made from 1.2mm **316L stainless steel**
- Fully welded construction - **IP66** rating
- Lid earthed to box via earth studs
- Polyurethane door seal
- Door fitted with 4 stainless steel sealing fastening screws
- 2mm stainless steel gear tray included
- Some sizes will be available with 4 x M6 nutserts fitted - Please contact us to see if required size has been updated and if in stock

**Optional wall mounting brackets available to suit sizes with nutserts - See page 63*

SKU / Item Number	Height	Width	Depth	Ex GST	Ex GST	Ex GST	
				10 & more	5 - 9 units	1- 4 units	
SS-TB-150x150x80	150	150	80	\$95.25	\$111.13	\$127.00	P
SS-TB-150x150x120	150	150	120	\$98.00	\$114.50	\$131.00	P
SS-TB-200x200x80	200	200	80	\$120.00	\$140.00	\$160.00	P
SS-TB-200x200x120	200	200	120	\$130.00	\$151.50	\$173.00	P
SS-TB-300x150x80	300	150	80	\$140.00	\$163.50	\$187.00	P
SS-TB-300x150x120	300	150	120	\$152.00	\$177.50	\$203.00	
SS-TB-300x200x80	300	200	80	\$152.00	\$177.50	\$203.00	
SS-TB-300x200x120	300	200	120	\$166.00	\$193.50	\$221.00	P
SS-TB-300x300x150	300	300	150	\$240.00	\$280.00	\$320.00	
SS-TB-400x200x80	400	200	80	\$184.00	\$214.50	\$245.00	
SS-TB-400x200x120	400	200	120	\$208.00	\$242.50	\$277.00	
SS-TB-400x300x80	400	300	80	\$228.00	\$266.00	\$304.00	
SS-TB-400x300x120	400	300	120	\$242.00	\$282.50	\$323.00	
WS35 - Install 4 x blind nutserts for wall mounting						\$70.00	
WS36 - Weld tabs top and bottom for wall mounting						\$70.00	

STAINLESS STEEL IP67 TERMINAL BOXES

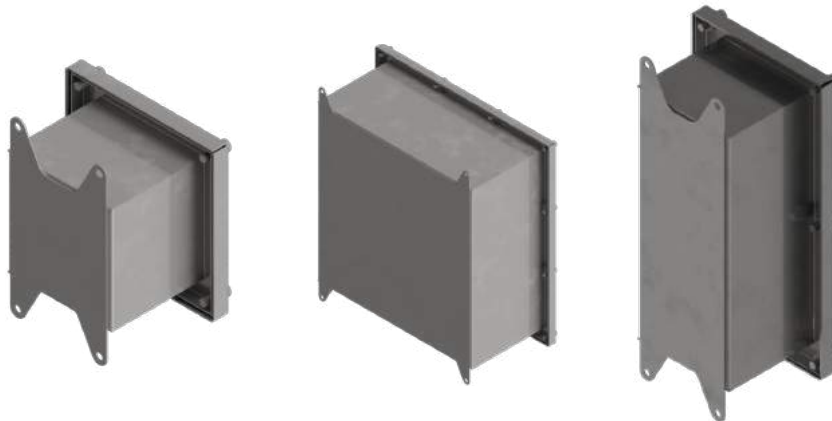


AE Stainless' range of stainless steel IP67 Terminal Boxes are designed for extreme wet conditions, including submersion. These enclosures are extensively used in marine, but also in the machinery and trucking industry.

Specifications and Features

- Made from 1.2mm **316L stainless steel**
- Fully welded construction - **IP67** rating, IK10 Tested
- Polyurethane door seal
- Lid fitted with multiple stainless steel sealing fastening screws
- 2mm galvanised gear steel tray included (on the two large sizes)
- Internally welded points for provision of a DIN rail or a mounting plate (on the three smaller sizes)
- Folded lip/gutter to ensure effective door seal
- Welded mounting flanges for easy mounting
- All screws are outside of seal area for superior water proofing

SKU / Item Number	Height	Width	Depth	Ex GST	Ex GST	Ex GST
				10 & more	5 - 9 units	1- 4 units
SS-TB67-90x90x85	90	90	85	\$144.00	\$168.00	\$192.00
SS-TB67-215x90x85	215	90	85	\$170.00	\$198.50	\$227.00
SS-TB67-210x210x85	210	210	85	\$190.00	\$221.50	\$253.00
SS-TB67-300x300x150	300	300	150	\$240.00	\$280.00	\$320.00
SS-TB67-300x400x150	300	400	150	\$280.00	\$326.50	\$373.00



STAINLESS STEEL HINGED & BOLTED ENCLOSURES



AE Stainless' range of stainless steel Hinged and Bolted Enclosures are designed for applications where maximum door space is important. The door is bolted in the closed position - there is no door lock. It can also be fitted with anti-tamper bolts.


Specifications and Features

- Made from 1.5mm **316L stainless steel**
- Fully welded construction - **IP66** rating, IK10 Tested
- Door earthed to cabinet via earth studs
- Polyurethane door seal
- 2mm white powder coated galvanised steel gear tray included
- Folded lip/gutter to ensure effective door seal
- Door fitted with concealed hinges on one side and 2 bolts on the other

SKU / Item Number	Height	Width	Depth	Bolts	Ex GST	Ex GST	Ex GST
					10 & more	5 - 9 units	1- 4 units
SS-Bolted-250x180x100	250	180	100	2	\$151.50	\$176.75	\$202.00
SS-Bolted-300x200x150	300	200	150	2	\$168.75	\$196.88	\$225.00

KEY FEATURES – MILD STEEL POWDER COATED STANDARD WALL MOUNT ENCLOSURES

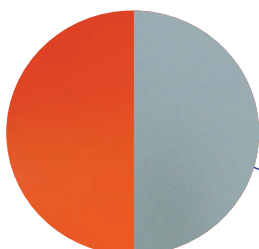
3 x Wiring Loom Z-Brackets included for cable management



Reversible door hinges



Gear tray, with M8 Mounting studs



Powder Coated RAL7035 or X15 Orange



Polyurethane door seal



2-Bit door lock, with dust cap




M6 Earth studs, with Earth Wire



Folded lip/gutter door seal



Fitted with Gland Plate




MILD STEEL X15 ORANGE POWDER COATED STANDARD WALL MOUNT ENCLOSURES

AE Stainless' range of Standard Mild Steel Enclosures have the same design as the Standard Stainless Steel series. They are designed to be used indoors and outdoors, but are not recommended in marine conditions. They are designed to easily bolt in AE Stainless branded accessories such as Escutcheon/Inner doors, 19" racks etc.

Specifications and Features

- Made from 1.5 mm **galvanised steel**
- Powder coated in X15 Orange
- Fully welded construction - **IP66** rating, IK10 Tested
- Reversible door (left hinged is the default position)
- Door earthed to cabinet via earth studs
- Polyurethane door seal
- 2mm white powder coated galvanised steel gear tray included
- 3 x Wiring Loom Z-brackets included to help with cable management across door hinges
- Folded lip/gutter to ensure effective door seal
- Door fitted with concealed hinges on one side and 2-bit steel lock on the other
- Fitted with powder coated gland plate and poured polyurethane seal on bottom of enclosure
- Wall mounting brackets included
- Some sizes will be available with M8 nutserts fitted - Please contact us to see if required size has been updated and if in stock




SKU / Item Number	Height	Width	Depth	Locks	Ex GST	Ex GST	Ex GST
					10 & more	5 - 9 units	1 - 4 units
MS-X15-300x200x150	300	200	150	1	\$103.50	\$109.25	\$115.00
MS-X15-400x300x200	400	300	200	1	\$142.20	\$150.10	\$158.00
MS-X15-400x400x200	400	400	200	1	\$162.00	\$171.00	\$180.00
MS-X15-600x400x200	600	400	200	2	\$205.20	\$216.60	\$228.00
MS-X15-600x600x200	600	600	200	2	\$260.10	\$274.55	\$289.00
MS-X15-800x600x200	800	600	200	2	\$320.40	\$338.20	\$356.00
MS-X15-800x600x250	800	600	250	2	\$348.30	\$367.65	\$387.00
MS-X15-1000x600x250	1000	600	250	2	\$368.10	\$388.55	\$409.00
MS-X15-1200x800x300	1200	800	300	2	\$672.30	\$709.65	\$747.00

MILD STEEL ENCLOSURES

MILD STEEL RAL7035 POWDER COATED STANDARD WALL MOUNT ENCLOSURES

Enclosures



AE Stainless' range of Standard Mild Steel Enclosures have the same design as the Standard Stainless Steel series. They are designed to be used indoors and outdoors, but are not recommended in marine conditions. They are designed to easily bolt in AE Stainless branded accessories such as Escutcheon/Inner doors, 19" racks etc.

Specifications and Features

- Made from 1.5 mm **galvanised steel**
- Powder coated in RAL7035
- Fully welded construction - **IP66** rating, IK10 Tested
- Reversible door (left hinged is the default position)
- Door earthed to cabinet via earth studs
- Polyurethane door seal
- 2mm white powder coated galvanised steel gear tray included
- 3 x Wiring Loom Z-brackets included to help with cable management across door hinges
- Folded lip/gutter to ensure effective door seal
- Door fitted with concealed hinges on one side and 2-bit steel lock on the other
- Fitted with powder coated gland plate and poured polyurethane seal on bottom of enclosure
- Wall mounting brackets included
- Some sizes will be available with M8 nutserts fitted - Please contact us to see if required size has been updated and if in stock

SKU / Item Number	Height	Width	Depth	Locks	Ex GST	Ex GST	Ex GST
					10 & more	5 - 9 units	1- 4 units
MS-RAL7035-300x200x150	300	200	150	1	\$97.20	\$102.60	\$108.00
NEW MS-RAL7035-300x400x300	300	400	300	1	\$158.40	\$167.20	\$176.00
MS-RAL7035-400x300x200	400	300	200	1	\$134.10	\$141.55	\$149.00
MS-RAL7035-400x400x200	400	400	200	1	\$151.20	\$159.60	\$168.00
MS-RAL7035-400x400x250	400	400	250	1	\$172.80	\$182.40	\$192.00
MS-RAL7035-500x500x210	500	500	210	1	\$169.20	\$178.60	\$188.00
MS-RAL7035-600x400x200	600	400	200	2	\$205.20	\$216.60	\$228.00
MS-RAL7035-600x400x300	600	400	300	2	\$270.00	\$285.00	\$300.00
MS-RAL7035-600x600x200	600	600	200	2	\$260.10	\$274.55	\$289.00
MS-RAL7035-600x600x250	600	600	250	2	\$275.40	\$290.70	\$306.00
MS-RAL7035-600x600x300	600	600	300	2	\$281.70	\$297.35	\$313.00
MS-RAL7035-800x600x200	800	600	200	2	\$320.40	\$338.20	\$356.00
MS-RAL7035-800x600x300	800	600	300	2	\$357.30	\$377.15	\$397.00
MS-RAL7035-800x800x300	800	800	300	2	\$423.90	\$447.45	\$471.00
MS-RAL7035-1000x600x250	1000	600	250	2	\$368.10	\$388.55	\$409.00
MS-RAL7035-1000x600x300	1000	600	300	2	\$406.80	\$429.40	\$452.00
MS-RAL7035-1000x800x300	1000	800	300	2	\$473.40	\$499.70	\$526.00
MS-RAL7035-1200x800x300	1200	800	300	2	\$654.30	\$690.65	\$727.00

MILD STEEL RAL7035 POWDER COATED STANDARD WALL MOUNT ENCLOSURES (CONTINUED)



AE Stainless' range of Standard Mild Steel Enclosures have the same design as the Standard Stainless Steel series. They are designed to be used indoors and outdoors, but are not recommended in marine conditions. They are designed to easily bolt in AE Stainless branded accessories such as Escutcheon/Inner doors, 19" racks etc.


Double Door Specifications and Features

- Made from 1.5 mm **galvanised steel**
- Powder coated in RAL7035
- Fully welded construction, Doors Overlapping - **IP44** rating, IK10 Tested
- Doors earthed to cabinet via earth studs
- Polyurethane door seal
- 2mm white powder coated galvanised steel gear tray included
- 4 x Wiring Loom Z-brackets included to help with cable management across door hinges
- Single Compartment
- Doors fitted with concealed hinges and 1 x Chrome Large Padlock Swing handle with 3 Point locking kit
- Fitted with powder coated gland plate and poured polyurethane seal on bottom of enclosure
- Wall mounting brackets included
- Some sizes will be available with M8 nutserts fitted - Please contact us to see if required size has been updated and if in stock

DOUBLE DOOR

SKU / Item Number	Height	Width	Depth	Locks	Ex GST	Ex GST	Ex GST
					10 & more	5 - 9 units	1- 4 units
MS-RAL7035-DD-1000x1000x300	1000	1000	300	1	\$726.30	\$766.65	\$807.00
MS-RAL7035-DD-1200x1200x300	1200	1200	300	1	\$1,004.40	\$1,060.20	\$1,116.00

MILD STEEL RAL7035 POWDER COATED TERMINAL BOXES



AE Stainless' range of powder coated Mild Steel Terminal Boxes are designed as a cost effective solution to protect equipment in both indoor and outdoor environments, but are not recommended in marine conditions.

Specifications and Features

- Made from 1.2mm **zinc plated steel**
- Powder coated RAL7035
- Fully welded construction - **IP66** rating, IK10 Tested
- Lid earthed to box via earth studs
- Polyurethane door seal
- Door fitted with 4 stainless steel sealing fastening screws
- 2mm galvanised steel gear tray included
- Some sizes will be available with 4 x M6 nutserts fitted - Please contact us to see if required size has been updated and if in stock

**Optional wall mounting brackets available to suit sizes fitted with nutserts - See page 63*

SKU / Item Number	Height	Width	Depth	Bolts	Ex GST	Ex GST	Ex GST
					10 & more	5 - 9 units	1- 4 units
MS-RAL7035-TB-150x150x80	150	150	80	4	\$65.25	\$76.13	\$87.00
MS-RAL7035-TB-150x150x120	150	150	120	4	\$69.75	\$81.38	\$93.00
MS-RAL7035-TB-200x200x80	200	200	80	4	\$72.00	\$84.00	\$96.00
MS-RAL7035-TB-200x200x120	200	200	120	4	\$87.75	\$102.38	\$117.00
MS-RAL7035-TB-300x150x80	300	150	80	4	\$74.25	\$86.63	\$99.00
MS-RAL7035-TB-300x150x120	300	150	120	4	\$81.00	\$94.50	\$108.00
MS-RAL7035-TB-300x200x80	300	200	80	4	\$83.25	\$97.13	\$111.00
MS-RAL7035-TB-300x200x120	300	200	120	4	\$87.75	\$102.38	\$117.00
MS-RAL7035-TB-400x200x80	400	200	80	4	\$94.50	\$110.25	\$126.00
MS-RAL7035-TB-400x200x120	400	200	120	4	\$103.50	\$120.75	\$138.00
MS-RAL7035-TB-400x300x80	400	300	80	4	\$108.00	\$126.00	\$144.00
MS-RAL7035-TB-400x300x120	400	300	120	4	\$117.00	\$136.50	\$156.00
WS35 - Install 4 x Blind Nutserts for Wall Mounting							\$70.00

ALUMINIUM ENCLOSURES

ALUMINIUM RAL7035 POWDER COATED ENCLOSURES

AE Stainless' range of Standard Aluminium Enclosures have the same design as the Standard Stainless Steel series. Due to their light weight, they are ideal for pole mounted solar applications. They are designed to easily bolt in AE Stainless branded accessories such as Escutcheon/Inner doors, 19" racks etc.



Specifications and Features

- Made from **2.5mm 5052 Aluminium**
- Powder coated in RAL7035
- Fully welded construction - **IP66** rating, IK10 Tested
- Reversible door (left hinged is the default position)
- Door earthed to cabinet via earth studs
- Polyurethane door seal
- 2.5mm white powder coated Aluminium gear tray included
- 2 x U-brackets welded to the doors and 1 x Wiring Loom Z-bracket mounted inside enclosure.
- Folded lip/gutter to ensure effective door seal
- Door fitted with concealed hinges on one side and 2-bit Stainless steel lock on the other
- Rear mounting holes fitted with M8 blind nuts to ensure IP rating
- Wall mount brackets included

SKU / Item Number	Height	Width	Depth	Locks	Ex GST	Ex GST	Ex GST
					10 & more	5 - 9 units	1 - 4 units
ALU-RAL7035-400x300x200	400	300	200	1	\$194.25	\$226.63	\$259.00
ALU-RAL7035-600x400x200	600	400	200	2	\$310.50	\$362.25	\$414.00
NEW ALU-RAL7035-600x600x300	600	600	300	2	\$558.75	\$651.88	\$745.00
ALU-RAL7035-800x600x300	800	600	300	2	\$681.75	\$795.38	\$909.00





Escutcheons pg. **30**



Type X Meter board pg. **35**



DB Board Kits pg. **36**




Meter DB board pg. **38**



Shelf Kits pg. **39**



Doors Only pg. **41**




Gland Plates pg. **45**



Gear Trays pg. **46**



Sun Shields pg. **49**



Rain Hoods pg. **52**



Sun Shade pg. **53**




HMI Protection pg. **54**



Polycarbonate Window pg. **56**



Vent Hoods pg. **57**



Vent Plates pg. **59**



Fans & Filters pg. **60**



Wall Brackets pg. **63**



Pole Brackets pg. **64**



Stands / Plinths pg. **67**



Door Stays pg. **70**



Door Hinges pg. **70**



19" Rack Brackets pg. **71**



Document Holders pg. **72**



Door Locks & Handles pg. **74**

NEW IP3X ESCUTCHEON/INNER DOOR KIT STAINLESS STEEL



AE Stainless' range of IP3X Escutcheon/Inner Door Kits are designed to fit any AES Standard or Sloping Roof Enclosures. The Escutcheon/Inner Door simply bolts onto the 4 studs in the enclosure. The mounting bracket is slotted and allows for adjustment. (From 20mm from gutter seal top edge to 65mm). The inner door is approx. 50mm smaller than the enclosure designed to fit into.

Non AE Stainless brand enclosures might need bolts to be added to fit these Escutcheons/Inner Doors.

The kit comes complete with hinges/nuts/bolts

Specifications and Features

- Made from 1.5 mm **316L stainless steel** - **IP3X** rating
- Fits any Standard Enclosure
- Distance from door adjustable by 80mm
- Mounting holes slotted to easily mount to the enclosure via 4 x CD studs or via 4 x through-wall bolts/nuts
- Fitted with 2-bit stainless steel lock and pull tab

Accessories

SKU / Item Number	To Fit Enclosure		Locks	Ex GST	Ex GST	Ex GST
	Height	Width		10 & more	5 - 9 units	1- 4 units
SS-Escut-IP3X-300x300	300	300	1	POA	POA	\$218.00
SS-Escut-IP3X-300x400	300	400	1	POA	POA	\$229.00
SS-Escut-IP3X-400x300	400	300	1	POA	POA	\$243.00
SS-Escut-IP3X-400x400	400	400	1	POA	POA	\$253.00
SS-Escut-IP3X-400x600	400	600	1	POA	POA	\$299.00
SS-Escut-IP3X-450x400	450	400	1	POA	POA	\$265.00
SS-Escut-IP3X-450x450	450	450	1	POA	POA	\$271.00
SS-Escut-IP3X-450x600	450	600	1	POA	POA	\$305.00
SS-Escut-IP3X-500x400	500	400	1	POA	POA	\$271.00
SS-Escut-IP3X-500x500	500	500	1	POA	POA	\$289.00
SS-Escut-IP3X-600x400	600	400	1	POA	POA	\$299.00
SS-Escut-IP3X-600x500	600	500	1	POA	POA	\$308.00
SS-Escut-IP3X-600x600	600	600	1	POA	POA	\$325.00
SS-Escut-IP3X-650x400	650	400	1	POA	POA	\$305.00
SS-Escut-IP3X-700x400	700	400	1	POA	POA	\$308.00
SS-Escut-IP3X-700x500	700	500	1	POA	POA	\$325.00
SS-Escut-IP3X-700x700	700	700	1	POA	POA	\$378.00
SS-Escut-IP3X-800x600	800	600	2	POA	POA	\$378.00
SS-Escut-IP3X-800x800	800	800	2	POA	POA	\$413.00
SS-Escut-IP3X-1000x500	1000	500	2	POA	POA	\$460.00
SS-Escut-IP3X-1000x600	1000	600	2	POA	POA	\$485.00
SS-Escut-IP3X-1000x800	1000	800	2	POA	POA	\$538.00
SS-Escut-IP3X-1200x600	1200	600	2	POA	POA	\$555.00
SS-Escut-IP3X-1200x800	1200	800	2	POA	POA	\$592.00
WS03A - IP3X Installation if required						\$50.00

*Note: All the above are made to order - Contact us for a Lead Time.

NEW IP3X ESCUTCHEON/INNER DOOR KIT STAINLESS STEEL (CONTINUED)



AE Stainless' range of IP3X Escutcheon/Inner Door Kits are designed to fit any AES Standard or Sloping Roof Enclosures. The Escutcheon/Inner Door simply bolts onto the 4 studs in the enclosure. The mounting bracket is slotted and allows for adjustment. (From 20mm from gutter seal top edge to 65mm). The inner door is approx. 50mm smaller than the enclosure designed to fit into.

Non AE Stainless brand enclosures might need bolts to be added to fit these Escutcheons/Inner Doors.

The kit comes complete with hinges/nuts/bolts

Specifications and Features


- Made from 1.5 mm **316L stainless steel** - **IP3X** rating
- Fits any Sloping Roof Enclosure
- Distance from door adjustable by 80mm
- Mounting holes slotted to easily mount to the enclosure via 4 x CD studs or via 4 x through-wall bolts/nuts
- Fitted with 2-bit stainless steel lock and pull tab

SKU / Item Number	To Fit Sloping Roof Enclosure		Locks	Ex GST	Ex GST	Ex GST
	Height	Width		10 & more	5 - 9 units	1- 4 units
SS-Escut-IP3X-SR-400x300	400	300	1	POA	POA	\$255.00
SS-Escut-IP3X-SR-400x400	400	400	1	POA	POA	\$265.00
SS-Escut-IP3X-SR-500x500	500	500	1	POA	POA	\$282.00
SS-Escut-IP3X-SR-600x400	600	400	1	POA	POA	\$311.00
WS03A - IP3X Installation if required						\$50.00

SKU / Item Number	To Fit Sloping Roof Enclosure		Locks	Ex GST	Ex GST	Ex GST
	Height	Width		10 & more	5 - 9 units	1- 4 units
SS-Escut-IP3X-SRE-600x600	600	600	1	POA	POA	\$348.00
SS-Escut-IP3X-SRE-700x500	700	500	1	POA	POA	\$348.00
SS-Escut-IP3X-SRE-800x600	800	600	2	POA	POA	\$401.00
SS-Escut-IP3X-SRE-800x800	800	800	2	POA	POA	\$436.00
SS-Escut-IP3X-SRE-1000x600	1000	600	2	POA	POA	\$508.00
SS-Escut-IP3X-SRE-1000x800	1000	800	2	POA	POA	\$561.00
SS-Escut-IP3X-SRE-1200x600	1200	600	2	POA	POA	\$578.00
SS-Escut-IP3X-SRE-1200x800	1200	800	2	POA	POA	\$615.00
WS03A - IP3X Installation if required						\$50.00

**Note: All the above are made to order - Contact us for a Lead Time.*

NEW IP3X ESCUTCHEON/INNER DOOR KIT POWDER COATED MILD STEEL



AE Stainless' range of IP3X Escutcheon/Inner Door Kits are designed to fit any AES Standard or Sloping Roof Enclosures. The Escutcheon/Inner Door simply bolts onto the 4 studs in the enclosure. The mounting bracket is slotted and allows for adjustment. (From 20mm from gutter seal top edge to 65mm). The inner door is approx. 50mm smaller than the enclosure designed to fit into.

Non AE Stainless brand enclosures might need bolts to be added to fit these Escutcheons/Inner Doors.

The kit comes complete with hinges/nuts/bolts


Specifications and Features

- Made from 1.5 mm **galvanised steel** - **IP3X** rating
- Powder coated white
- Fits any Standard Enclosure
- Distance from door adjustable by 80mm
- Mounting holes slotted to easily mount to the enclosure via 4 x CD studs or via 4 x through-wall bolts/nuts
- Fitted with 2-bit stainless steel lock and pull tab

Accessories

SKU / Item Number	To Fit Enclosure		Locks	Ex GST	Ex GST	Ex GST
	Height	Width		10 & more	5 - 9 units	1- 4 units
MS-Escut-IP3X-300x300	300	300	1	\$54.40	\$59.20	\$64.00
MS-Escut-IP3X-300x400	300	400	1	\$58.65	\$63.83	\$69.00
MS-Escut-IP3X-400x300	400	300	1	\$63.75	\$69.38	\$75.00
MS-Escut-IP3X-400x400	400	400	1	\$73.95	\$80.48	\$87.00
MS-Escut-IP3X-400x600	400	600	1	\$88.40	\$96.20	\$104.00
MS-Escut-IP3X-450x400	450	400	1	\$78.20	\$85.10	\$92.00
MS-Escut-IP3X-450x450	450	450	1	\$83.30	\$90.65	\$98.00
MS-Escut-IP3X-450x600	450	600	1	\$90.95	\$98.98	\$107.00
MS-Escut-IP3X-500x400	500	400	1	\$78.20	\$85.10	\$92.00
MS-Escut-IP3X-500x500	500	500	1	\$88.40	\$96.20	\$104.00
MS-Escut-IP3X-600x400	600	400	1	\$88.40	\$96.20	\$104.00
MS-Escut-IP3X-600x500	600	500	1	\$93.50	\$101.75	\$110.00
MS-Escut-IP3X-600x600	600	600	1	\$113.05	\$123.03	\$133.00
MS-Escut-IP3X-650x400	650	400	1	\$90.95	\$98.98	\$107.00
MS-Escut-IP3X-700x400	700	400	1	\$93.50	\$101.75	\$110.00
MS-Escut-IP3X-700x500	700	500	1	\$113.05	\$123.03	\$133.00
MS-Escut-IP3X-700x700	700	700	1	\$136.85	\$148.93	\$161.00
MS-Escut-IP3X-800x600	800	600	2	\$136.85	\$148.93	\$161.00
MS-Escut-IP3X-800x800	800	800	2	\$181.05	\$197.03	\$213.00
MS-Escut-IP3X-1000x500	1000	500	2	\$164.90	\$179.45	\$194.00
MS-Escut-IP3X-1000x600	1000	600	2	\$175.95	\$191.48	\$207.00
MS-Escut-IP3X-1000x800	1000	800	2	\$197.20	\$214.60	\$232.00
MS-Escut-IP3X-1200x600	1200	600	2	\$197.20	\$214.60	\$232.00
MS-Escut-IP3X-1200x800	1200	800	2	\$241.40	\$262.70	\$284.00
WS03A - IP3X Installation if required						\$50.00

NEW IP3X ESCUTCHEON/INNER DOOR KIT POWDER COATED MILD STEEL (CONTINUED)



AE Stainless' range of IP3X Escutcheon/Inner Door Kits are designed to fit any AES Standard or Sloping Roof Enclosures. The Escutcheon/Inner Door simply bolts onto the 4 studs in the enclosure. The mounting bracket is slotted and allows for adjustment. (From 20mm from gutter seal top edge to 65mm). The inner door is approx. 50mm smaller than the enclosure designed to fit into.

Non AE Stainless brand enclosures might need bolts to be added to fit these Escutcheons/Inner Doors.

The kit comes complete with hinges/nuts/bolts

Specifications and Features


- Made from 1.5 mm **galvanised steel** - **IP3X** rating
- Powder coated white
- Fits any Sloping Roof Enclosure
- Distance from door adjustable by 80mm
- Mounting holes slotted to easily mount to the enclosure via 4 x CD studs or via 4 x through-wall bolts/nuts
- Fitted with 2-bit stainless steel lock and pull tab

SKU / Item Number	To Fit Sloping Roof Enclosure			Ex GST	Ex GST	Ex GST
	Height	Width	Locks	10 & more	5 - 9 units	1- 4 units
To fit internal hinge sloping roof enclosures						
MS-Escut-IP3X-SR-400x300	400	300	1	\$71.40	\$77.70	\$84.00
MS-Escut-IP3X-SR-400x400	400	400	1	\$83.30	\$90.65	\$98.00
MS-Escut-IP3X-SR-500x500	500	500	1	\$99.45	\$108.23	\$117.00
MS-Escut-IP3X-SR-600x400	600	400	1	\$99.45	\$108.23	\$117.00
WS03A - IP3X Installation if required						\$50.00

SKU / Item Number	To Fit Sloping Roof Enclosure			Ex GST	Ex GST	Ex GST
	Height	Width	Locks	10 & more	5 - 9 units	1- 4 units
To fit external hinge sloping roof enclosures						
MS-Escut-IP3X-SRE-600x600	600	600	1	\$126.65	\$137.83	\$149.00
MS-Escut-IP3X-SRE-700x500	700	500	1	\$126.65	\$137.83	\$149.00
MS-Escut-IP3X-SRE-800x600	800	600	2	\$153.85	\$167.43	\$181.00
MS-Escut-IP3X-SRE-800x800	800	800	2	\$181.05	\$197.03	\$213.00
MS-Escut-IP3X-SRE-1000x600	1000	600	2	\$175.95	\$191.48	\$207.00
MS-Escut-IP3X-SRE-1000x800	1000	800	2	\$197.20	\$214.60	\$232.00
MS-Escut-IP3X-SRE-1200x600	1200	600	2	\$197.20	\$214.60	\$232.00
MS-Escut-IP3X-SRE-1200x800	1200	800	2	\$241.40	\$262.70	\$284.00
WS03A - IP3X Installation if required						\$50.00

ESCUTCHEON/INNER DOOR KITS

IP2X ESCUTCHEON/INNER DOOR KIT POWDER COATED MILD STEEL



AE Stainless' range of IP2X Escutcheon/Inner Door Kits are designed to fit any AES Standard or Sloping Roof Enclosures. The Escutcheon/Inner Door simply bolts onto the 4 studs in the enclosure. The mounting bracket is slotted and allows for adjustment. (From 20mm from gutter seal top edge to 65mm). The inner door is approx. 50mm smaller than the enclosure designed to fit into.


Non AE Stainless brand enclosures might need bolts to be added to fit these Escutcheons/Inner Doors.

The kit comes complete with hinges/nuts/bolts

Specifications and Features

- Made from 1.5 mm **galvanised steel**
- Powder coated white
- Fits any Standard or Sloping Roof Enclosure
- Distance from door adjustable by 80mm
- Mounting holes slotted to easily mount to the enclosure via 4 x CD studs or via 4 x through-wall bolts/nuts
- Fitted with 2-bit steel lock and pull tab

SKU / Item Number	To Fit Enclosure		Locks	Ex GST	Ex GST	Ex GST
	Height	Width		10 & more	5 - 9 units	1- 4 units
MS-Inner-IP2X-300x200	300	200	1	\$43.50	\$50.75	\$58.00
WS03 - IP2X Installation if required						\$40.00



TYPE X METER PANEL

AE Stainless has a range of Type X (black) Meter panels, with double hinges to fit AES Standard or Sloping Roof Enclosures.

Any custom sizes can be made on request

Specifications and Features

- Bracket and hinge made from 2mm **316L stainless steel**
- Meter panel is made from Black Type X insulated board
- Meter panel fitted with double hinges
- Meter panel opens 180 degrees

To Fit Standard Enclosure		Ex GST
SKU / Item Number	Description	Price
TypeX-600x600	To fit 600Hx600W Enclosure	\$207.00
TypeX-800x600	To fit 800Hx600W Enclosure	\$230.00
TypeX-1200x800	To fit 1200Hx800W Enclosure	\$259.00
	Any other custom size	POA
WS06 - Type X Installation if required <i>Install new studs to suit required mounting depth</i>		\$50.00

To Fit Sloping Roof Enclosure		Ex GST
SKU / Item Number	Description	Price
TypeX-SRE-600x600	To fit 600x600 Sloping Roof External Hinge Enclosure	\$219.00
TypeX-SRE-800x600	To fit 800x600 Sloping Roof External Hinge Enclosure	\$242.00
TypeX-SRE-1200x800	To fit 1200x800 Sloping Roof External Hinge Enclosure	\$271.00
	Any other custom size	POA
WS06 - Type X Installation if required <i>Install new studs to suit required mounting depth</i>		\$50.00

**Note: SS versions are made to order - Contact us for a Lead Time.*



DISTRIBUTION BOARD KIT

DISTRIBUTION BOARD KIT STAINLESS STEEL

AE Stainless has a range of Distribution Board Kits to fit AES Standard or Sloping Roof Enclosures. The Distribution Board Kit is designed to easily fit AES Electrical Enclosures. Any custom sizes can be made on request.



Specifications and Features

- Hinged Door Design
- Bracket and door made from 1.5 mm **316L Stainless Steel**
- **IP3X** Rating
- Distribution Board Kit comes standard with M6 Open Nutserts
- M6 Earth Stud
- Standard 35mm wide DIN Rail included
- 12 Pole to 72 Pole
- Vertical or Horizontal Slots
- Fitted with 2-bit stainless steel lock and pull tab

SKU / Item Number	Description	Poles	Row	Ex GST	Ex GST	Ex GST
				10 & more	5 - 9 units	1- 4 units
SS-DB-300x400-1H	SS Distribution Board Kit - IP3X (1 x Horizontal Row, 12 poles) to fit 300Hx400W enclosure	12	Horizontal	POA	POA	\$253.00
SS-DB-400x300-1V	SS Distribution Board Kit - IP3X (1 x Vertical Row, 12 poles) to fit 400Hx300W enclosure	12	Vertical	POA	POA	\$253.00
SS-DB-400x400-2H	SS Distribution Board Kit - IP3X (2 x Horizontal Row, 24 poles) to fit 400Hx400W enclosure	24	Horizontal	POA	POA	\$271.00
SS-DB-400x600-2H	SS Distribution Board Kit - IP3X (2 x Horizontal Row, 36 poles) to fit 400Hx600W enclosure	36	Horizontal	POA	POA	\$286.00
SS-DB-600x400-2V	SS Distribution Board Kit - IP3X (2 x Vertical Row, 36 poles) to fit 600Hx400W enclosure	36	Vertical	POA	POA	\$320.00
SS-DB-600x400-3H	SS Distribution Board Kit - IP3X (3 x Horizontal Row, 36 poles) to fit 600Hx400W enclosure	36	Horizontal	POA	POA	\$320.00
SS-DB-600x600-3H	SS Distribution Board Kit - IP3X (3 x Horizontal Row, 54 poles) to fit 600Hx600W enclosure	54	Horizontal	POA	POA	\$345.00
SS-DB-800x600-4H	SS Distribution Board Kit - IP3X (4 x Horizontal Row, 72 poles) to fit 800Hx600W enclosure	72	Horizontal	POA	POA	\$398.00
SS-DB-SRE-600x600-3H	SS Distribution Board Kit - IP3X (3 x Horizontal Row, 54 poles) to fit sloping roof 600Hx600W enclosure	54	Horizontal	POA	POA	\$368.00
SS-DB-SRE-800x600-4H	SS Distribution Board Kit - IP3X (4 x Horizontal Row, 72 poles) to fit sloping roof 800Hx600W enclosure	72	Horizontal	POA	POA	\$421.00
WS39 - DB Kit Installation if required						\$50.00

**Note: All the above are made to order - Contact us for a Lead Time.*

DISTRIBUTION BOARD KIT MILD STEEL



AE Stainless has a range of Distribution Board Kits to fit AES Standard or Sloping Roof Enclosures. The Distribution Board Kit is designed to easily fit AES Electrical Enclosures. Any custom sizes can be made on request.

Specifications and Features

- Hinged Door Design
- Bracket and door made from 1.5 mm **galvanised steel**
- Powder coated white
- **IP3X** Rating
- Distribution Board Kit comes standard with M6 Open Nutserts
- M6 Earth Stud
- Standard 35mm wide DIN Rail included
- 12 Pole to 72 Pole
- Vertical or Horizontal Slots
- Fitted with 2-bit steel lock and pull tab

SKU / Item Number	Description	Poles	Row	Ex GST	Ex GST	Ex GST
				10 & more	5 - 9 units	1- 4 units
MS-DB-300x400-1H	MS Distribution Board Kit - IP3X (1 x Horizontal Row, 12 poles) to fit 300Hx400W enclosure	12	Horizontal	\$85.85	\$93.43	\$101.00
MS-DB-400x300-1V	MS Distribution Board Kit - IP3X (1 x Vertical Row, 12 poles) to fit 400Hx300W enclosure	12	Vertical	\$85.85	\$93.43	\$101.00
MS-DB-400x400-2H	MS Distribution Board Kit - IP3X (2 x Horizontal Row, 24 poles) to fit 400Hx400W enclosure	24	Horizontal	\$107.95	\$117.48	\$127.00
MS-DB-400x600-2H	MS Distribution Board Kit - IP3X (2 x Horizontal Row, 36 poles) to fit 400Hx600W enclosure	36	Horizontal	\$128.35	\$139.68	\$151.00
MS-DB-600x400-2V	MS Distribution Board Kit - IP3X (2 x Vertical Row, 36 poles) to fit 600Hx400W enclosure	36	Vertical	\$128.35	\$139.68	\$151.00
MS-DB-600x400-3H	MS Distribution Board Kit - IP3X (3 x Horizontal Row, 36 poles) to fit 600Hx400W enclosure	36	Horizontal	\$142.80	\$155.40	\$168.00
MS-DB-600x600-3H	MS Distribution Board Kit - IP3X (3 x Horizontal Row, 54 poles) to fit 600Hx600W enclosure	54	Horizontal	\$164.90	\$179.45	\$194.00
MS-DB-800x600-4H	MS Distribution Board Kit - IP3X (4 x Horizontal Row, 72 poles) to fit 800Hx600W enclosure	72	Horizontal	\$209.10	\$227.55	\$246.00
MS-DB-SRE-600x600-3H	MS Distribution Board Kit - IP3X (3 x Horizontal Row, 54 poles) to fit sloping roof 600Hx600W enclosure	54	Horizontal	\$175.95	\$191.48	\$207.00
MS-DB-SRE-800x600-4H	MS Distribution Board Kit - IP3X (4 x Horizontal Row, 72 poles) to fit sloping roof 800Hx600W enclosure	72	Horizontal	\$219.30	\$238.65	\$258.00

WS39 - DB Kit Installation if required

\$50.00

DISTRIBUTION BOARD KIT / TYPE X METER PANEL



AE Stainless has a range of Meter Board / Distribution Board Kits to fit AES Standard or Sloping Roof Enclosures. These kits are designed to easily fit AE Stainless enclosures. (They can also be bolted into other brand enclosures) Any custom sizes can be made on request.

Specifications and Features

- Hinged DB Door Design
- M6 Earth Stud
- Standard 35mm wide DIN Rail included
- 10-21 Pole slot in the DB Board
- Double Hinged Type X meter panel
- Meter panel is made from Black Type X insulated board
- MS brackets made from 2mm galvanised steel, powder coated white
- SS brackets made from 1.5mm stainless steel
- Fitted with 2-bit steel lock and pull tab

Mild Steel					Ex GST	Ex GST	Ex GST
SKU / Item Number	Height	Width	Depth	Poles	10 & more	5 - 9 units	1 - 4 units
MS-DB-TypeX-600x400x300	600	400	300	10	\$269.00	\$269.00	\$269.00
MS-DB-TypeX-700x500x300	700	500	300	15	\$255.85	\$278.43	\$301.00
MS-DB-TypeX-800x600x300	800	600	300	21	\$333.00	\$333.00	\$333.00
MS-DB-TypeX-900x650x300	900	650	300	24	\$471.00	\$471.00	\$471.00
WS39A - DB X Installation if required							\$60.00

Stainless Steel					Ex GST	Ex GST	Ex GST
SKU / Item Number	Height	Width	Depth	Poles	10 & more	5 - 9 units	1 - 4 units
SS-DB-TypeX-600x400x300	600	400	300	10	POA	POA	\$403.00
SS-DB-TypeX-700x500x300	700	500	300	15	POA	POA	\$432.00
SS-DB-TypeX-800x600x300	800	600	300	21	POA	POA	\$460.00
WS39A - DB X Installation if required							\$60.00

**Note: All the above are made to order - Contact us for a Lead Time.*



SHELF KITS

NEW STAINLESS STEEL SHELF KITS



AE Stainless has a range of Shelf Kits to fit AES Standard Enclosures. These kits are designed to easily fit AE Stainless enclosures. (They can also be bolted into other brands enclosures). Any custom size can be made on request.

Specifications and Features

- Made from 2mm 316 Stainless Steel, powder coating optional extra
- Bolts onto the existing 4x /x 6 studs in AE Stainless enclosures

SKU / Item Number	Height	Width	Depth	Ex GST	Ex GST	Ex GST
				10 & more	5 - 9 units	1- 4 units
SS-SK-600x400x300	600	400	300	POA	POA	\$300.00
SS-SK-600x400x400	600	400	400	POA	POA	\$310.00
SS-SK-600x600x300	600	600	300	POA	POA	\$320.00
SS-SK-600x600x400	600	600	400	POA	POA	\$330.00
SS-SK-800x600x300	800	600	300	POA	POA	\$340.00
SS-SK-800x600x400	800	600	400	POA	POA	\$350.00
SS-SK-800x800x300	800	800	300	POA	POA	\$360.00
SS-SK-800x800x400	800	800	400	POA	POA	\$370.00
SS-SK-1000x600x300	1000	600	300	POA	POA	\$380.00
SS-SK-1000x600x400	1000	600	400	POA	POA	\$390.00
SS-SK-1000x800x300	1000	800	300	POA	POA	\$400.00
SS-SK-1000x800x400	1000	800	400	POA	POA	\$410.00
SS-SK-1000x1000x300	1000	1000	300	POA	POA	\$410.00
SS-SK-1000x1000x400	1000	1000	400	POA	POA	\$420.00
SS-SK-1200x600x400	1200	600	400	POA	POA	\$430.00
SS-SK-1200x800x300	1200	800	300	POA	POA	\$440.00
SS-SK-1200x800x400	1200	800	400	POA	POA	\$450.00
SS-SK-1200x1200x300	1200	1200	300	POA	POA	\$460.00
SS-SK-1200x1200x400	1200	1200	400	POA	POA	\$470.00

WS05 - 19" Rack Bracket or Shelf Kits installation if required

\$40.00

Extra Shelves are available

**Note: All the above are made to order - Contact us for a lead time*

MILD STEEL SHELF KITS



AE Stainless has a range of Shelf Kits to fit AES Standard Enclosures. These kits are designed to easily fit AE Stainless enclosures. (They can also be bolted into other brands enclosures). Any custom size can be made on request.

Specifications and Features


- Made from 2mm zinc anneal, powder coating optional extra
- Bolts onto the existing 4x /x 6 studs in AE Stainless enclosures

SKU / Item Number	Height	Width	Depth	Ex GST	Ex GST	Ex GST
				10 & more	5 - 9 units	1- 4 units
MS-SK-600x400x300	600	400	300	POA	POA	\$168.00
MS-SK-600x400x400	600	400	400	POA	POA	\$174.00
MS-SK-600x600x300	600	600	300	POA	POA	\$180.00
MS-SK-600x600x400	600	600	400	POA	POA	\$185.00
MS-SK-800x600x300	800	600	300	POA	POA	\$191.00
MS-SK-800x600x400	800	600	400	POA	POA	\$196.00
MS-SK-800x800x300	800	800	300	POA	POA	\$202.00
MS-SK-800x800x400	800	800	400	POA	POA	\$208.00
MS-SK-1000x600x300	1000	600	300	POA	POA	\$213.00
MS-SK-1000x600x400	1000	600	400	POA	POA	\$219.00
MS-SK-1000x800x300	1000	800	300	POA	POA	\$224.00
MS-SK-1000x800x400	1000	800	400	POA	POA	\$236.00
MS-SK-1000x1000x300	1000	1000	300	POA	POA	\$236.00
MS-SK-1000x1000x400	1000	1000	400	POA	POA	\$241.00
MS-SK-1200x600x400	1200	600	400	POA	POA	\$241.00
MS-SK-1200x800x300	1200	800	300	POA	POA	\$247.00
MS-SK-1200x800x400	1200	800	400	POA	POA	\$252.00
MS-SK-1200x1200x300	1200	1200	300	POA	POA	\$269.00
MS-SK-1200x1200x400	1200	1200	400	POA	POA	\$275.00
WS05 - 19" Rack Bracket or Shelf Kits installation if required						\$40.00
<i>Extra Shelves are available</i>						

**Note: All the above are made to order - Contact us for a lead time*

REPLACEMENT DOORS

STAINLESS STEEL REPLACEMENT DOOR ONLY



AE Stainless' range of Stainless Steel Doors are designed to fit with AES Standard Enclosures.

Specifications and Features

- Made from 1.5mm **316L stainless steel**
- Polyurethane door seal
- No Locks, Wiring Loom Z-Brackets, earth straps or Hinges supplied


DOOR ONLY STANDARD WALL MOUNT ENCLOSURE

SKU / Item Number	To Fit Enclosure		Ex GST
	Height	Width	1+ units
SS-Door-200x200	200	200	\$144.00
SS-Door-300x200	300	200	\$184.00
SS-Door-300x300	300	300	\$219.00
SS-Door-300x400	300	400	\$253.00
SS-Door-400x300	400	300	\$253.00
SS-Door-400x400	400	400	\$288.00
SS-Door-400x600	400	600	\$368.00
SS-Door-450x400	450	400	\$305.00
SS-Door-450x450	450	450	\$317.00
SS-Door-500x400	500	400	\$317.00
SS-Door-500x500	500	500	\$345.00
SS-Door-600x400	600	400	\$368.00
SS-Door-600x500	600	500	\$391.00
SS-Door-600x600	600	600	\$403.00
SS-Door-650x400	650	400	\$380.00
SS-Door-700x400	700	400	\$391.00
SS-Door-700x500	700	500	\$403.00
SS-Door-700x700	700	700	\$437.00
SS-Door-800x600	800	600	\$437.00
SS-Door-800x800	800	800	\$472.00
SS-Door-1000x500*	1000	500	\$460.00
SS-Door-1000x600	1000	600	\$472.00
SS-Door-1000x800	1000	800	\$495.00
SS-Door-1200x800	1200	800	\$518.00

Note: All the above are made to order - Contact us for a Lead Time.

**1 x Door only (Left or Right) to fit SS-DD-1000x1000x300*

STAINLESS STEEL REPLACEMENT DOOR ONLY (CONTINUED)



AE Stainless' range of Stainless Steel Doors are designed to fit with AES Standard Enclosures.

Specifications and Features

- Made from 1.5mm **316L stainless steel**
- Polyurethane door seal
- No Locks, Wiring Loom Z-Brackets, earth straps or Hinges supplied

DOOR ONLY SLOPING ROOF ENCLOSURE

SKU / Item Number	To Fit Enclosure		Ex GST
	Height	Width	1+ units
SS-Door-SR-300x200	300	200	\$184.00
SS-Door-SR-400x300	400	300	\$253.00
SS-Door-SR-400x400	400	400	\$288.00
SS-Door-SR-500x500	500	500	\$345.00
SS-Door-SR-600x400	600	400	\$368.00
SS-Door-SRE-600x600	600	600	\$403.00
SS-Door-SRE-700x500	700	500	\$403.00
SS-Door-SRE-800x600	800	600	\$437.00
SS-Door-SRE-800x800	800	800	\$472.00
SS-Door-SRE-1000x600	1000	600	\$472.00
SS-Door-SRE-1000x800	1000	800	\$495.00
SS-Door-SRE-1200x600	1200	600	\$506.00
SS-Door-SRE-1200x800	1200	800	\$518.00

Note: All the above are made to order - Contact us for a Lead Time.

MILD STEEL RAL7035 REPLACEMENT DOOR ONLY



AE Stainless' range of Mild Steel Doors are designed to fit with AES Standard Enclosures.

Specifications and Features

- Made from 1.5mm **Powder Coated Mild steel**
- Polyurethane door seal
- No Locks, Wiring Loom Z-Brackets, earth straps or Hinges supplied

DOOR ONLY RAL7035 WALL MOUNT ENCLOSURE

SKU / Item Number	To Fit Enclosure		Ex GST	Ex GST	Ex GST
	Height	Width	10 & more	5 - 9 units	1- 4 units
MS-RAL7035-Door-300x200	300	200	\$24.75	\$28.88	\$33.00
MS-RAL7035-Door-400x300	400	300	\$34.50	\$40.25	\$46.00
MS-RAL7035-Door-400x400	400	400	\$39.00	\$45.50	\$52.00
MS-RAL7035-Door-500x500	500	500	\$48.75	\$56.88	\$65.00
MS-RAL7035-Door-600x400	600	400	\$48.75	\$56.88	\$65.00
MS-RAL7035-Door-600x600	600	600	\$65.25	\$76.13	\$87.00
MS-RAL7035-Door-800x600	800	600	\$78.00	\$91.00	\$104.00
MS-RAL7035-Door-800x800	800	800	\$102.00	\$119.00	\$136.00
MS-RAL7035-Door-1000x600	1000	600	POA	POA	\$110.00
MS-RAL7035-Door-1000x800	1000	800	\$129.75	\$151.38	\$173.00
MS-RAL7035-Door-1200x800	1200	800	\$158.25	\$184.63	\$211.00

Note: All the above are made to order - Contact us for a Lead Time.


DOOR ONLY RAL7035 WALL MOUNT ENCLOSURE

SKU / Item Number	To Fit Enclosure		Ex GST	Ex GST	Ex GST
	Height	Width	10 & more	5 - 9 units	1- 4 units
Double Door					
MS-RAL7035-Door-DD-1000x1000*	1000	1000	\$187.50	\$218.75	\$250.00
MS-RAL7035-Door-DD-1200x1200*	1200	1200	\$235.50	\$274.75	\$314.00

Note: All the above are made to order - Contact us for a Lead Time.

**Above Double Door price includes 2 x Doors*

MILD STEEL ORANGE REPLACEMENT DOOR ONLY



AE Stainless' range of Mild Steel Doors are designed to fit with AES Standard Enclosures.

Specifications and Features

- Made from 1.5mm **Powder Coated Mild steel**
- Polyurethane door seal
- No Locks, Wiring Loom Z-Brackets, earth straps or Hinges supplied

DOOR ONLY X15 ORANGE WALL MOUNT ENCLOSURE

SKU / Item Number	To Fit Enclosure		Ex GST	Ex GST	Ex GST
	Height	Width	10 & more	5 - 9 units	1- 4 units
MS-X15-Door-300x200	300	200	\$24.75	\$28.88	\$33.00
MS-X15-Door-400x300	400	300	\$34.50	\$40.25	\$46.00
MS-X15-Door-400x400	400	400	\$39.00	\$45.50	\$52.00
MS-X15-Door-600x400	600	400	\$48.75	\$56.88	\$65.00
MS-X15-Door-600x600	600	600	\$63.00	\$73.50	\$84.00
MS-X15-Door-800x600	800	600	\$76.50	\$89.25	\$102.00
MS-X15-Door-1000x600	1000	600	\$96.00	\$112.00	\$128.00
MS-X15-Door-1200x800	1200	800	\$142.50	\$166.25	\$190.00


Note: All the above are made to order - Contact us for a Lead Time.

ALUMINIUM DOOR ONLY

DOOR ONLY ALUMINIUM RAL7035 WALL MOUNT ENCLOSURE

SKU / Item Number	To Fit Enclosure		Ex GST	Ex GST	Ex GST
	Height	Width	10 & more	5 - 9 units	1- 4 units
ALU-RAL7035-Door-400x300	400	300	POA	POA	\$87.00
ALU-RAL7035-Door-600x400	600	400	POA	POA	\$138.00
ALU-RAL7035-Door-600x400	600	400	POA	POA	\$249.00
ALU-RAL7035-Door-800x600	800	600	POA	POA	\$303.00

Note: All the above are made to order - Contact us for a Lead Time.



GLAND PLATES

AE Stainless has a range of 5mm Aluminium and 3mm Brass Gland Plates in stock. Seal included.

AE Stainless also stocks 5mm Brass Sheet and can cut any custom Gland Plate required.

5MM ALUMINIUM GLAND PLATE

SKU / Item Number	Height	Width	Thickness (mm)	Ex GST	Ex GST	Ex GST	
				10 & more	5 - 9 units	1- 4 units	
GPA-150x100	150	100	5	\$28.50	\$33.25	\$38.00	
GPA-250x120	250	120	5	\$28.50	\$33.25	\$38.00	
GPA-300x150	300	150	5	\$30.75	\$35.88	\$41.00	P
GPA-300x200	300	200	5	\$37.50	\$43.75	\$50.00	P
GPA-400x150	400	150	5	\$37.50	\$43.75	\$50.00	P
GPA-400x200	400	200	5	\$45.00	\$52.50	\$60.00	
GPA-500x150	500	150	5	\$48.75	\$56.88	\$65.00	
GPA-500x200	500	200	5	\$51.00	\$59.50	\$68.00	P
GPA-600x150	600	150	5	\$60.75	\$70.88	\$81.00	
GPA-600x200	600	200	5	\$65.25	\$76.13	\$87.00	
Any other custom size						POA	
WS15 - Gland plate installation if required on standard enclosures up to 1000H						\$95.00	
WS16 - Gland plate Installation if required on 1200H or Sloping Roof Enclosures						\$115.00	
WS30 - Gland Plate Removal of existing and Installation of new if required						\$65.00	
<i>Cut large hole into enclosure, drill M6 holes and install with seal and bolts/nuts</i>							

3MM BRASS GLAND PLATE

SKU / Item Number	Height	Width	Thickness (mm)	Ex GST	Ex GST	Ex GST	
				10 & more	5 - 9 units	1- 4 units	
GPB-150x100	150	100	3	\$66.75	\$77.88	\$89.00	
GPB-250x120	250	120	3	\$66.75	\$77.88	\$89.00	
GPB-300x150	300	150	3	\$68.25	\$79.63	\$91.00	
GPB-300x200	300	200	3	\$90.75	\$105.88	\$121.00	
GPB-400x150	400	150	3	\$90.75	\$105.88	\$121.00	
GPB-400x200	400	200	3	\$119.25	\$139.13	\$159.00	
GPB-500x150	500	150	3	\$124.50	\$145.25	\$166.00	
GPB-500x200	500	200	3	\$128.25	\$149.63	\$171.00	
GPB-600x150	600	150	3	\$145.50	\$169.75	\$194.00	
GPB-600x200	600	200	3	\$165.75	\$193.38	\$221.00	
Any other custom size						POA	
WS15 - Gland plate Installation if required on standard enclosures up to 1000H						\$95.00	
WS16 - Gland plate Installation if required on 1200H or Sloping Roof Enclosures						\$115.00	
WS30 - Gland Plate Removal of existing and Installation of new if required						\$65.00	
<i>Cut large hole into enclosure, drill M6 holes and install with seal and bolts/nuts</i>							

GEAR TRAYS

STAINLESS STEEL GEAR TRAYS



AE Stainless' range of Gear Trays are designed to fit the AES Standard Enclosures.


Specifications and Features

- 2mm **316L Stainless Steel** gear tray

SKU / Item Number	To Fit Enclosure		Ex GST	Ex GST	Ex GST
	Height	Width	10 & more	5 - 9 units	1 - 4 units
SS-GearTray-200x200	200	200	POA	POA	\$104.00
SS-GearTray-300x200	300	200	POA	POA	\$110.00
SS-GearTray-300x300	300	300	POA	POA	\$115.00
SS-GearTray-300x400	300	400	POA	POA	\$121.00
SS-GearTray-400x400	400	400	POA	POA	\$127.00
SS-GearTray-450x400	450	400	POA	POA	\$133.00
SS-GearTray-450x450	450	450	POA	POA	\$138.00
SS-GearTray-450x600	450	600	POA	POA	\$141.00
SS-GearTray-500x400	500	400	POA	POA	\$144.00
SS-GearTray-500x500	500	500	POA	POA	\$150.00
SS-GearTray-600x400	600	400	POA	POA	\$156.00
SS-GearTray-600x500	600	500	POA	POA	\$161.00
SS-GearTray-600x600	600	600	POA	POA	\$167.00
SS-GearTray-650x400	650	400	POA	POA	\$173.00
SS-GearTray-700x400	700	400	POA	POA	\$196.00
SS-GearTray-700x500	700	500	POA	POA	\$219.00
SS-GearTray-700x700	700	700	POA	POA	\$242.00
SS-GearTray-800x600	800	600	POA	POA	\$242.00
SS-GearTray-800x800	800	800	POA	POA	\$265.00
SS-GearTray-1000x600	1000	600	POA	POA	\$288.00
SS-GearTray-1000x800	1000	800	POA	POA	\$311.00
SS-GearTray-1200x600	1200	600	POA	POA	\$334.00
SS-GearTray-1200x800	1200	800	POA	POA	\$357.00
WS04 - Gear Tray swap if required					\$45.00
<i>Remove existing gear tray and replace with stainless steel version</i>					

**Note: All the above are made to order - Contact us for a Lead Time.*

MILD STEEL GEAR TRAYS




AE Stainless' range of Gear Trays are designed to fit the AES Standard Enclosures.

Specifications and Features


- 2mm Powder Coated White **Mild Steel** gear tray

SKU / Item Number	To Fit Enclosure		Ex GST	Ex GST	Ex GST
	Height	Width	10 & more	5 - 9 units	1- 4 units
MS-GearTray-200x200	200	200	POA	POA	\$87.00
MS-GearTray-300x200	300	200	POA	POA	\$87.00
MS-GearTray-300x300	300	300	POA	POA	\$87.00
MS-GearTray-400x300	400	300	POA	POA	\$87.00
MS-GearTray-400x400	400	400	POA	POA	\$87.00
MS-GearTray-450x400	450	400	POA	POA	\$87.00
MS-GearTray-450x450	450	450	POA	POA	\$87.00
MS-GearTray-450x600	450	600	POA	POA	\$87.00
MS-GearTray-500x400	500	400	POA	POA	\$87.00
MS-GearTray-500x500	500	500	POA	POA	\$87.00
MS-GearTray-600x400	600	400	POA	POA	\$87.00
MS-GearTray-600x500	600	500	POA	POA	\$87.00
MS-GearTray-600x600	600	600	POA	POA	\$87.00
MS-GearTray-650x400	650	400	POA	POA	\$87.00
MS-GearTray-700x400	700	400	POA	POA	\$92.00
MS-GearTray-700x500	700	500	POA	POA	\$98.00
MS-GearTray-700x700	700	700	POA	POA	\$110.00
MS-GearTray-800x600	800	600	POA	POA	\$110.00
MS-GearTray-800x800	800	800	POA	POA	\$121.00
MS-GearTray-1000x600	1000	600	POA	POA	\$150.00
MS-GearTray-1000x800	1000	800	POA	POA	\$173.00
MS-GearTray-1200x600	1200	600	POA	POA	\$184.00
MS-GearTray-1200x800	1200	800	POA	POA	\$196.00

**Note: All the above are made to order - Contact us for a Lead Time.*



KEY FEATURES – STAINLESS STEEL SUNSHIELD KIT



Accessories

ENCLOSURE SUN AND RAIN PROTECTION

STAINLESS STEEL SUNSHIELD KIT



AE Stainless' range of Sunshields are designed to fit any Standard AES Enclosure. These Sunshields can be fitted to the enclosure via M8 bolts and 50mm spacers.

Specifications and Features

- 4 x Plates (sides, front and top)
- Made from 1.5 mm **316L stainless steel**
- Fit any Standard Enclosure
- 50mm spacing between the enclosure and the sunshield
- The standard kit comes with all the bolts, spacers, sealing washers and dome nuts to install the shields.

SKU / Item Number	To Fit Enclosure			Ex GST	Ex GST	Ex GST
	Height	Width	Depth	10 & more	5 - 9 units	1 - 4 units
SS-Sun-400x300x150	400	300	150	POA	POA	\$287.50
SS-Sun-400x300x200	400	300	200	POA	POA	\$316.25
SS-Sun-400x400x200	400	400	200	POA	POA	\$310.50
SS-Sun-400x400x300	400	400	300	POA	POA	\$316.25
SS-Sun-500x400x250	500	400	250	POA	POA	\$322.00
SS-Sun-500x500x200	500	500	200	POA	POA	\$327.75
SS-Sun-600x400x200	600	400	200	POA	POA	\$333.50
SS-Sun-600x400x250	600	400	250	POA	POA	\$338.10
SS-Sun-600x400x300	600	400	300	POA	POA	\$343.85
SS-Sun-600x400x400	600	400	400	POA	POA	\$370.30
SS-Sun-600x500x250	600	500	250	POA	POA	\$364.55
SS-Sun-600x500x300	600	500	300	POA	POA	\$370.30
SS-Sun-600x600x200	600	600	200	POA	POA	\$370.30
SS-Sun-600x600x250	600	600	250	POA	POA	\$377.20
SS-Sun-600x600x300	600	600	300	POA	POA	\$391.00
SS-Sun-600x600x400	600	600	400	POA	POA	\$417.45
SS-Sun-650x400x200	650	400	200	POA	POA	\$338.10
SS-Sun-700x400x200	700	400	200	POA	POA	\$343.85
SS-Sun-700x500x300	700	500	300	POA	POA	\$396.75
SS-Sun-800x600x200	800	600	200	POA	POA	\$433.55
SS-Sun-800x600x250	800	600	250	POA	POA	\$460.00
SS-Sun-800x600x300	800	600	300	POA	POA	\$479.55
SS-Sun-800x600x400	800	600	400	POA	POA	\$512.90
SS-Sun-800x800x250	800	800	250	POA	POA	\$542.80
SS-Sun-800x800x300	800	800	300	POA	POA	\$576.15
SS-Sun-800x800x400	800	800	400	POA	POA	\$581.90
SS-Sun-1000x600x300	1000	600	300	POA	POA	\$576.15
SS-Sun-1000x600x400	1000	600	400	POA	POA	\$641.70
SS-Sun-1000x800x200	1000	800	200	POA	POA	\$641.70
SS-Sun-1000x800x300	1000	800	300	POA	POA	\$668.15
SS-Sun-1000x800x400	1000	800	400	POA	POA	\$708.40
SS-Sun-1000x800x450	1000	800	450	POA	POA	\$727.95
SS-Sun-DD-1000x1000x300	1000	1000	300	POA	POA	\$793.50
SS-Sun-1200x600x400	1200	600	400	POA	POA	\$708.40
SS-Sun-1200x800x300	1200	800	300	POA	POA	\$743.85
SS-Sun-1200x800x400	1200	800	400	POA	POA	\$773.95

*Note: All the above are made to order - Contact us for a Lead Time.

STAINLESS STEEL SUNSHIELD KIT (CONTINUED)



AE Stainless' range of Sunshields are designed to fit any Standard AES Enclosure. These Sunshields can be fitted to the enclosure via M8 bolts and 50mm spacers.

Specifications and Features

- 4 x Plates (sides, front and top)
- Made from 1.5 mm **316L stainless steel**
- Fit any Standard Enclosure
- 50mm spacing between the enclosure and the sunshield
- The standard kit comes with all the bolts, spacers, sealing washers and dome nuts to install the shields.

SKU / Item Number	To Fit Sloping Roof Enclosure			Ex GST	Ex GST	Ex GST
	Height	Width	Depth	10 & more	5 - 9 units	1- 4 units
SS-Sun-SR-400x400x200	400	400	200	POA	POA	\$379.50
SS-Sun-SR-500x500x210	500	500	210	POA	POA	\$391.00
SS-Sun-SR-600x400x200	600	400	200	POA	POA	\$396.75
SS-Sun-SRE-600x600x250	600	600	250	POA	POA	\$443.90
SS-Sun-SRE-600x600x300	600	600	300	POA	POA	\$456.55
SS-Sun-SRE-700x500x350	700	500	350	POA	POA	\$483.00
SS-Sun-SRE-800x600x250	800	600	250	POA	POA	\$525.55
SS-Sun-SRE-800x600x300	800	600	300	POA	POA	\$545.10
SS-Sun-SRE-800x800x300	800	800	300	POA	POA	\$641.70
SS-Sun-SRE-1000x600x250	1000	600	250	POA	POA	\$629.05
SS-Sun-SRE-1000x600x300	1000	600	300	POA	POA	\$641.70
SS-Sun-SRE-1000x800x300	1000	800	300	POA	POA	\$734.85
SS-Sun-SRE-1200x600x250	1200	600	250	POA	POA	\$734.85
SS-Sun-SRE-1200x600x300	1200	600	300	POA	POA	\$754.40
SS-Sun-SRE-1200x800x300	1200	800	300	POA	POA	\$800.40
				Any other custom size		POA

WS08 - Sunshield Prep if required on standard enclosures up to 800H

Drill 16 x M8 holes, flatpack the 4 x sunshields (2 x sides, front and top)

Please note we do not install the sunshields prior to shipping, due to shipping damage, but we will drill the enclosures so that it is prepared for the sunshields, allowing for an easy bolt-on onsite.

\$120.00

WS08A - Sunshield Prep if required for standard enclosure or 800H and Sloping Roof Enclosure


Drill 16 x M8 holes, flatpack the 4 x sunshields (2 x sides, front and top)

Please note we do not install the sunshields prior to shipping, due to shipping damage, but we will drill the enclosures so that it is prepared for the sunshields, allowing for an easy bolt-on onsite.

\$180.00

**Note: All the above are made to order - Contact us for a Lead Time.*

STAINLESS STEEL RAIN HOODS



AE Stainless' range of Rain Hoods are designed to protect the front door controls on a standard wall mounted enclosure. They are easily fitted to any standard size enclosure.

Specifications and Features

- Made from 1.2mm **316L stainless steel**
- To fit Standard Enclosures
- Fully welded construction
- Mounting holes slotted to easily mount to the enclosure via 4 x CD studs or via 4 x bolts/nuts

SKU / Item Number	To Fit Enclosure		Ex GST	Ex GST	Ex GST
	Width	Depth	10 & more	5 - 9 units	1- 4 units
SS-RH-300x200	300	200	\$83.20	\$93.60	\$104.00
SS-RH-300x250	300	250	\$101.60	\$114.30	\$127.00
SS-RH-400x200	400	200	\$101.60	\$114.30	\$127.00
SS-RH-400x250	400	250	\$120.00	\$135.00	\$150.00
SS-RH-400x300	400	300	\$128.80	\$144.90	\$161.00
SS-RH-400x400	400	400	\$147.20	\$165.60	\$184.00
SS-RH-500x200	500	200	\$128.80	\$144.90	\$161.00
SS-RH-500x250	500	250	\$143.20	\$161.10	\$179.00
SS-RH-500x300	500	300	\$156.80	\$176.40	\$196.00
SS-RH-600x200	600	200	\$147.20	\$165.60	\$184.00
SS-RH-600x250	600	250	\$165.60	\$186.30	\$207.00
SS-RH-600x300	600	300	\$184.00	\$207.00	\$230.00
SS-RH-600x400	600	400	\$220.80	\$248.40	\$276.00
SS-RH-800x200	800	200	\$175.20	\$197.10	\$219.00
SS-RH-800x250	800	250	\$184.00	\$207.00	\$230.00
SS-RH-800x300	800	300	\$230.40	\$259.20	\$288.00
SS-RH-800x400	800	400	\$248.80	\$279.90	\$311.00
SS-RH-800x450	800	450	\$257.60	\$289.80	\$322.00
SS-RH-1000x300	1000	300	\$276.00	\$310.50	\$345.00

WS07 - Rain Hood Prep if required

CD Weld 4 x M6 studs, supplied with 4 x dome nuts to install

Please note we do not install the rain hoods prior to shipping, due to shipping damage, but we will weld studs so that it is prepared for the rain hoods, allowing for an easy bolt-on onsite.

\$50.00

STAINLESS STEEL ENCLOSURE SUN SHADE PANELS BOLTED



AE Stainless designed a range of Enclosure Sun Shade panels to fit any standard AES enclosures.

The kit is shipped as a flat pack and assembled on-site to prevent damage and to save shipping cost. Once assembled, the enclosure simply bolts into this enclosure via M8 bolts.

Specifications and Features

- Made from 1.5mm **316L stainless steel**
- Fit any Standard AE Stainless Enclosure
- Top, back and 2 x sides

SKU / Item Number	Description	Ex GST	Ex GST	Ex GST
		10 & more	5 - 9 units	1- 4 units
SS-ESS-PBS1	To fit Push Button Station 1 hole	POA	POA	\$161.00
SS-ESS-PBS2	To fit Push Button Station 2 hole	POA	POA	\$173.00
SS-ESS-PBS3	To fit Push Button Station 3 hole	POA	POA	\$184.00
SS-ESS-PBS4	To fit Push Button Station 4 hole	POA	POA	\$196.00
SS-ESS-PBS5	To fit Push Button Station 5 hole	POA	POA	\$207.00
SS-ESS-PBS6	To fit Push Button Station 6 hole	POA	POA	\$219.00
SS-ESS-400x300x200	To fit 400Hx300Wx200D enclosure	POA	POA	\$288.00
SS-ESS-600x400x200	To fit 600Hx400Wx200D enclosure	POA	POA	\$414.00
		Any other custom size		POA

The kit is shipped as a flat pack for assembly on-site to prevent shipping damage.

**Note: All the above are made to order - Contact us for a Lead Time.*

ENCLOSURE PROTECTION

STAINLESS STEEL HMI SUN SHADE KIT



AE Stainless designed a range of HMI Sun Shield hinged covers to fit any standard AES enclosure.

These kits bolt to the enclosure door, over the HMI.

To operate the HMI, fold the roof up and then the two sides outwards. This prevents a glare on the HMI and makes operation easier.


When folded closed, it protects the HMI from the elements, but can also be padlocked to prevent unauthorised access or vandalism.

Specifications and Features

- Made from 1.5 mm **316L stainless steel**
- Padlockable
- Fits most enclosures
- Custom sizes available

SKU / Item Number	Description	Ex GST	Ex GST	Ex GST
		10 & more	5 - 9 units	1- 4 units
SS-HMI-170x170	To fit 170x170mm HMI	POA	POA	\$167.00
SS-HMI-240x170	To fit 240x170mm HMI	POA	POA	\$190.00
Any other custom size				POA
WS10 - HMI Cover Installation if required Including Laser Cutting the HMI hole				\$95.00

**Note: All the above are made to order - Contact us for a Lead Time.
HMI size is Internal Measurement.*



STAINLESS STEEL HMI PROTECTION COVER



AE Stainless designed a range of HMI Protection covers to fit any standard AES enclosure.

These covers bolt to the enclosure door, over the HMI.

The HMI Protection Covers are available with the rating of IP4X or IP66 and come with an optional viewing window.

The typical application of the IP4X is to protect the HMI against elements or vandalism. The IP66 are mainly used in an outdoor environment.

Specifications and Features

- Made from 1.5 mm **316L stainless steel**
 - Can be bolted to enclosure
 - Fitted with 2-bit steel lock and dust cover
 - Window made from 5mm UV resistant Polycarbonate
- On IP66:
- Fully welded construction
 - Polyurethane door seal
 - Folded lip/gutter to ensure effective door seal
 - Door earthed to cabinet via earth studs
 - Custom sizes available

SKU / Item Number	Description	IP Rating	Ex GST	Ex GST	Ex GST
			10 & more	5 - 9 units	1 - 4 units
SS-HMI-IP4X-7	To fit 7 inch HMI	IP4X	POA	POA	\$138.00
SS-HMI-IP4X-7W	To fit 7 inch HMI with viewing window	IP4X	POA	POA	\$345.00
SS-HMI-IP4X-10	To fit 10 inch HMI	IP4X	POA	POA	\$207.00
SS-HMI-IP4X-10W	To fit 10 inch HMI with viewing window	IP4X	POA	POA	\$460.00
SS-HMI-IP4X-12	To fit 12 inch HMI	IP4X	POA	POA	\$265.00
SS-HMI-IP4X-12W	To fit 12 inch HMI with viewing window	IP4X	POA	POA	\$518.00
SS-HMI-IP66-7	To fit 7 inch HMI	IP66	POA	POA	\$294.00
SS-HMI-IP66-7W	To fit 7 inch HMI with viewing window	IP66	POA	POA	\$524.00
SS-HMI-IP66-10	To fit 10 inch HMI	IP66	POA	POA	\$340.00
SS-HMI-IP66-10W	To fit 10 inch HMI with viewing window	IP66	POA	POA	\$570.00
SS-HMI-IP66-12	To fit 12 inch HMI	IP66	POA	POA	\$397.00
SS-HMI-IP66-12W	To fit 12 inch HMI with viewing window	IP66	POA	POA	\$627.00
Any larger size					POA
WS10 - HMI Cover Installation if required Including Laser Cutting the HMI hole					\$95.00

**Note: HMI size is Internal Measurement. All the above are made to order - Contact us for a Lead Time.*



POLYCARBONATE VIEWING WINDOW



AE Stainless can supply and install viewing windows into enclosures. We use 5mm UV resistant Polycarbonate. We can also supply and install other material such as glass if required. Below is some pricing guidelines, but please contact us for your requirements.


Polycarbonate Window installation:

- Draw up customers specified size
- Laser cut window in door / enclosure
- Weld CD studs on door, to hold window in place
- Install Polycarbonate window with Sikaflex to maintain IP66 rating.

SKU / Item Number	Install polycarbonate viewing window in door	Ex GST	Ex GST	Ex GST
		10 & more	5 - 9 units	1 - 4 units
Win-500	Polycarbonate window - 500mm perimeter max	POA	POA	\$207.00
Win-1000	Polycarbonate window - 1000mm perimeter max	POA	POA	\$253.00
Win-1500	Polycarbonate window - 1500mm perimeter max	POA	POA	\$288.00
Win-2000	Polycarbonate window - 2000mm perimeter max	POA	POA	\$345.00
			Any larger size	POA

**Note: All the above are made to order - Contact us for a Lead Time.*

STAINLESS STEEL ABB ISOLATOR LOCK-OUT KIT



AE Stainless designed a stainless steel lockout kit to fit ABBTM OT series - Switch Disconnectors. This kit bolts onto the door of any standard enclosure.


When the switch is in the OFF position, the cover fold over the handle and is padlocked in the OFF position to prevent accidental or unauthorised turning ON.

Specifications and Features

- Made from 1.5 mm **316L stainless steel**
- Padlockable
- Fits most enclosures
- Custom types available to fit other brands / models

SKU / Item Number	Description	Ex GST	Ex GST	Ex GST
		10 & more	5 - 9 units	1 - 4 units
SS-LOK-ABB	Fit ABB OT series	POA	POA	\$144.00
WS28 - ABB installation if required				\$50.00

**Note: All the above are made to order - Contact us for a Lead Time.*



ENCLOSURE VENTILATION

VENT HOODS



AE Stainless' range of Vent Hoods are designed to protect vent intakes on a standard wall mounted enclosure, to prevent water to enter the enclosure. If used with filtered outlet filters, the IP rating can increase to IP56. They are easily fitted to any standard size enclosure.

The standard vent hoods have an internal flange, which is fitted with nutserts. On this type, the vent hood is bolted to the enclosure from the inside for extra security.

The vent hoods with the external flange, are bolted to the enclosure from the outside. This allows easy removal of the vent hood, where filters need to be cleaned from the outside. The Hinged Vent Hood is designed for application, where the filter elements must be changed frequently. Secured by Lock.

Specifications and Features

- Made from 316L stainless steel or zinc anneal powder coated RAL7035 or X15 Orange
- To fit most Enclosures
- Fully welded construction
- IP56 if used with filtered outlet filters

316L STAINLESS STEEL VENT HOODS

SKU / Item Number	Height	Width	Depth	Bolts	Ex GST	Ex GST	Ex GST	P
					10 & more	5 - 9 units	1 - 4 units	
Internal Flange								
SS-VH-245x178x50	245	178	50	5	\$73.50	\$85.75	\$98.00	
SS-VH-390x278x65	390	278	65	5	\$95.25	\$111.13	\$127.00	
SS-VH-475x375x80	475	375	80	5	\$129.75	\$151.38	\$173.00	
External Flange								
SS-VHE-300x200x50	300	200	50	5	\$73.50	\$85.75	\$98.00	
SS-VHE-400x300x50	400	300	50	5	\$103.50	\$120.75	\$138.00	
SS-VHE-475x375x75	475	375	75	5	\$129.75	\$151.38	\$173.00	

316L STAINLESS STEEL HINGED VENT HOODS

SKU / Item Number	Height	Width	Depth	Bolts	Ex GST	Ex GST	Ex GST
					10 & more	5 - 9 units	1 - 4 units
SS-VHH-245x178x50	245	178	50	5	\$86.25	\$100.63	\$115.00
SS-VHH-390x278x65	390	278	65	5	\$155.25	\$181.13	\$207.00



Custom units can be made - Contact us for a Lead Time - POA.

VENT HOODS (CONTINUED)

MILD STEEL RAL7035 POWDER COATED VENT HOODS

SKU / Item Number	Height	Width	Depth	Bolts	Ex GST	Ex GST	Ex GST
					10 & more	5 - 9 units	1 - 4 units
Internal Flange							
MS-RAL7035-VH-245x178x50	245	178	50	5	\$46.50	\$54.25	\$62.00
MS-RAL7035-VH-330x233x60	330	233	60	5	\$33.75	\$39.38	\$45.00
MS-RAL7035-VH-390x278x65	390	278	65	5	\$51.75	\$60.38	\$69.00
MS-RAL7035-VH-475x375x80	475	375	80	5	\$68.25	\$79.63	\$91.00
External Flange							
MS-RAL7035-VHE-300x200x50	300	200	50	5	\$39.00	\$45.50	\$52.00
MS-RAL7035-VHE-400x300x50	400	300	50	5	\$58.50	\$68.25	\$78.00
MS-RAL7035-VHE-475x375x75	475	375	75	5	\$68.25	\$79.63	\$91.00




MILD STEEL RAL7035 POWDER COATED HINGED VENT HOODS

SKU / Item Number	Height	Width	Depth	Bolts	Ex GST	Ex GST	Ex GST
					10 & more	5 - 9 units	1 - 4 units
MS-RAL7035-VHH-245x178x50	245	178	50	5	\$87.75	\$102.38	\$117.00
MS-RAL7035-VHH-390x278x65	390	278	65	5	\$116.25	\$135.63	\$155.00



MILD STEEL X15 ORANGE POWDER COATED VENT HOODS

SKU / Item Number	Height	Width	Depth	Bolts	Ex GST	Ex GST	Ex GST
					10 & more	5 - 9 units	1 - 4 units
Internal Flange							
MS-X15-VH-245x178x50	245	178	50	5	\$41.25	\$48.13	\$55.00
MS-X15-VH-475x375x80	475	375	80	5	\$68.25	\$79.63	\$91.00
WS11 - Vent Hood Prep - Default Bot LH, Top RH <i>Cut large vent hole and install with insect mesh (if required)</i>							\$65.00



MILD STEEL X15 ORANGE POWDER COATED HINGED VENT HOODS

SKU / Item Number	Height	Width	Depth	Bolts	Ex GST	Ex GST	Ex GST
					10 & more	5 - 9 units	1 - 4 units
MS-X15-VHH-245x178x50	245	178	50	5	\$87.75	\$102.38	\$117.00
MS-X15-VHH-390x278x65	390	278	65	5	\$116.25	\$135.63	\$155.00



VENT PLATES

LOUVER VENT PLATES

SKU / Item Number	Description	Ex GST	Ex GST	Ex GST
		10 & more	5 - 9 units	1 - 4 units
SS-Vent-Kit-100x75	Stainless Steel IP43 100x75mm Louver Vent Kit with seal, insect mesh & bolts	\$13.50	\$15.75	\$18.00
MS-RAL7035-Vent-Kit-100x75	Powder Coated RAL7035 Mild Steel IP43 100x75mm Louver Vent Kit with seal, insect mesh & bolts	\$9.00	\$10.50	\$12.00
SS-Vent-Kit-125x125	Stainless Steel IP43 125x125mm Louver Vent Kit with seal, insect mesh & bolts (to suit 120x120 vent fans)	\$21.75	\$25.38	\$29.00
MS-RAL7035-Vent-Kit-125x125	Powder Coated RAL7035 Mild Steel IP43 125x125mm Louver Vent Kit with seal, insect mesh & bolts (to suit 120x120 vent fans)	\$15.75	\$18.38	\$21.00
MS-X15-Vent-Kit-125x125	Powder Coated X15 Orange Mild Steel IP43 125x125mm Louver Vent Kit with seal, insect mesh & bolts (to suit 120x120 vent fans)	\$15.75	\$18.38	\$21.00
SS-Vent-Kit-220x220	Stainless Steel IP43 220x220mm Louver Vent Kit with seal, insect mesh & bolts (to suit 171 vent fans) and mounting plate	\$30.75	\$35.88	\$41.00
SS-Vent-Kit-260x260	Stainless Steel IP43 260x260mm Louver Vent Kit with seal, insect mesh & bolts (to suit 254 vent fans) and mounting plate	\$34.50	\$40.25	\$46.00
WS23 - Installation if required Cut vent plate hole, drill mounting holes and install with insect mesh				\$60.00

IP rating of Vent Plate kit fitted is IP43.



VENT HOOD MESH PLATES

SKU / Item Number	Description	Ex GST	Ex GST	Ex GST
		10 & more	5 - 9 units	1 - 4 units
SS-VHE-MeshPlate-300x200x50	Insect Mesh to Fit VHE - 300Hx200Wx50D	\$24.00	\$27.00	\$30.00
SS-VHE-MeshPlate-400x300x50	Insect Mesh to Fit VHE - 400Hx300Wx50D	\$44.00	\$49.50	\$55.00
SS-VHE-MeshPlate-475x375x75	Insect Mesh to Fit VHE - 475Hx375Wx75D	\$48.80	\$54.90	\$61.00

VENT FANS & OUTLET FILTERS

VENT FANS

SKU / Item Number	Description	m ³ /h	Ex GST	Ex GST	Ex GST
			10 & more	5 - 9 units	1- 4 units
FAN-12VDC-120x120	120x120mm 12VDC Fan (Fit Filter-Outlet 148x148)	116	\$28.50	\$33.25	\$38.00
FAN-24VDC-120x120	120x120mm 24VDC Fan (Fit Filter-Outlet 148x148)	135	\$30.75	\$35.88	\$41.00
FAN-24VAC-120x120	120x120mm 24VAC Fan (Fit Filter-Outlet 148x148)	85	\$30.75	\$35.88	\$41.00
FAN-240VAC-120x120	120x120mm 240VAC Fan (Fit Filter-Outlet 148x148)	85	\$24.75	\$28.88	\$33.00
FAN-240VAC-171x151	171x151 240VAC Fan (Fit Filter-Outlet 254x254)	305	\$65.25	\$76.13	\$87.00
FAN-240VAC-171	171mm Round 240VAC Fan (Fit Filter-Outlet 254x254)	305	\$65.25	\$76.13	\$87.00
FAN-240VAC-254	254mm Round 240VAC Fan (Fit Filter-Outlet 323x323)	994	\$151.50	\$176.75	\$202.00
WS24 - Vent fans and outlet filter prep					\$60.00

Note: Any 120x120 fan can bolt directly to Filter-Outlet-148x148

Fan-240VAC-171 can bolt to **Filter-Outlet-254x254** via **Fan-adaptor-plate-171**

Fan-240VAC-254 can bolt to **Filter-Outlet-323x323** via **Fan-adaptor-plate-254**




FAN / EXIT FILTER ADAPTOR PLATE

SKU / Item Number	Description	Ex GST	Ex GST	Ex GST
		10 & more	5 - 9 units	1- 4 units
Fan-Adaptor-plate-171	Plate to fit FAN-240VAC-171 to Filter-Outlet-254x254	\$13.50	\$15.75	\$18.00
Fan-Adaptor-plate-254	Plate to fit FAN-240VAC-254 to Filter-Outlet-323x323	\$17.25	\$20.13	\$23.00



EXIT FILTERS

SKU / Item Number	Description	Ex GST	Ex GST	Ex GST	P
		10 & more	5 - 9 units	1- 4 units	
Filter-Outlet-148x148	Exit Filter Only (148x148, with 124x124 cut-out), RAL7035, IP54 (IP56 with Vent Hood)	\$19.55	\$21.28	\$23.00	
Filter-Outlet-254x254	Exit Filter Only (254x254, with 224x224 cut-out), RAL7035, IP54 (IP56 with Vent Hood)	\$28.05	\$30.53	\$33.00	
Filter-Outlet-323x323	Exit Filter Only (323x323, with 292x292 cut-out), RAL7035, IP54 (IP56 with Vent Hood)	\$31.45	\$34.23	\$37.00	
WS24 - Vent fans and outlet filter prep				\$60.00	



Accessories

VENT FANS AND FILTER COMBO

SKU / Item Number	Description	m ³ /h	Ex GST	Ex GST	Ex GST	P
			10 & more	5 - 9 units	1- 4 units	
Fan-Filter-230VAC-148x148	Filter with Fan (148x148, with 124x124 cut-out), 230-240V AC with LED, RAL7035, IP54	65*/55#	\$36.55	\$39.78	\$43.00	
Fan-Filter-24VDC-148x148	Filter with Fan (148x148, with 124x124 cut-out), 24V DC with LED, RAL7035, IP54	85*/70#	\$50.15	\$54.58	\$59.00	
Fan-Filter-230VAC-254x254	Filter with Fan (254x254, with 224x224 cut-out), 230-240V AC with LED, RAL7035, IP54	230*/170#	\$117.30	\$127.65	\$138.00	
Fan-Filter-24VDC-254x254	Filter with Fan (254x254, with 224x224 cut-out), 24V DC with LED, RAL7035, IP54	265*/205#	\$153.00	\$166.50	\$180.00	
WS24 - Vent fans and outlet filter prep				\$60.00		

* Unimpeded air flow
Flow with 1 x Exit filter fitted



REPLACEMENT FILTER MAT

SKU / Item Number	Description	Ex GST	Ex GST	Ex GST
		10 & more	5 - 9 units	1- 4 units
Filter-Mat-148x148	Suitable for: Filter-Outlet-148x148 / Fan-Filter-xxxx-148x148	\$4.50	\$4.50	\$4.50
Filter-Mat-254x254	Suitable for: Filter-Outlet-254x254 / Fan-Filter-xxxx-254x254	\$6.50	\$6.50	\$6.50



KTS THERMO



Thermostat (normally open); Control device for regulating of filter fans and heat exchangers or for switching signal devices when the temperature limit has been exceeded. The contact closes when temperature is increasing.

SKU / Item Number	Description	Ex GST	Ex GST	Ex GST
		10 & more	5 - 9 units	1- 4 units
KTS011	Enclosure Fan Thermostat 1 x NO (250VAC, 10A)	\$9.60	\$10.80	\$12.00

MOUNTING KITS

STAINLESS STEEL WALL MOUNTING KIT

FLANGE WALL MOUNTING KIT



AE Stainless designed a range of flange wall mounting kits to fit any standard AE Stainless enclosures. These brackets are fitted to the enclosure via M6 bolts. It can then be wall mounted with M8 bolts.

Specifications and Features

- 2 x Brackets (Top and bottom)
- Made from 1.5 mm **316L stainless steel**
- Fit any Standard AE Stainless Enclosure
- 10mm offset from the wall.

SKU / Item Number	Description	Ex GST	Ex GST	Ex GST
		10 & more	5 - 9 units	1- 4 units
SS-FMK-200	To fit 200mm wide enclosure	\$26.25	\$30.63	\$35.00
SS-FMK-300	To fit 300mm wide enclosure	\$26.25	\$30.63	\$35.00
SS-FMK-400	To fit 400mm wide enclosure	\$30.75	\$35.88	\$41.00
SS-FMK-500	To fit 500mm wide enclosure	\$34.50	\$40.25	\$46.00
SS-FMK-600	To fit 600mm wide enclosure	\$39.00	\$45.50	\$52.00
SS-FMK-800	To fit 800mm wide enclosure	\$43.50	\$50.75	\$58.00
SS-FMK-1000	To fit 1000mm wide enclosure	\$51.75	\$60.38	\$69.00
SS-FMK-TB-150	To fit 150mm wide terminal box	\$13.50	\$15.75	\$18.00
SS-FMK-TB-200	To fit 200mm wide terminal box	\$15.75	\$18.38	\$21.00
SS-FMK-TB-300	To fit 300mm wide terminal box	\$26.25	\$30.63	\$35.00
SS-FMK-TB-400	To fit 400mm wide terminal box	\$30.75	\$35.88	\$41.00
			Any other custom size	POA

TAB WALL MOUNTING KIT BRACKETS

SKU / Item Number	Description	Ex GST	Ex GST	Ex GST
		10 & more	5 - 9 units	1- 4 units
SS-WMB4-M6	M6 Wall Mounting Kit (includes 4 brackets, bolts & washers)	\$9.00	\$10.50	\$12.00
SS-WMB4-M8	M8 Wall Mounting Kit (includes 4 brackets, bolts & washers). To suit up to 700W boxes	\$9.00	\$10.50	\$12.00
SS-WMB6-M8	M8 Wall Mounting Kit (includes 6 brackets, bolts & washers. To suit 800W and larger boxes	\$13.50	\$15.75	\$18.00



NEW POLE MOUNTING KIT - BOLTED



AE Stainless designed two ranges of Pole Mounting Kits:

- 1 - Enclosure strapped to the pole
- 2 - Enclosure bolted to the pole

The Pole Mounting Kit is available in 316L Stainless steel Galvabond. Any custom size is available.

Specifications and Features

- Pole Mounting Kit (1 pair) - 2 x Enclosure Brackets + 2 x Back Brackets (Top and bottom)
- The back brackets come in 3 different sizes to fit pole diameters:
 - » 1 - 40-60mm
 - » 2 - 40-150mm
 - » 3 - 150-235mm
- Made from 2mm 316L stainless steel or Galvabond
- Fit any Standard AE Stainless Enclosure
- M8 bolts included to bolt the brackets to the enclosure, but this kit does not include bolts to encompass the pole, customer to supply suit.
 - » Recommended bolt size = Pole Diameter + 6-16mm.
 - » M8 Threaded Rod + M8 nut is recommended for poles with a diameter of more than 120mm
 - » Bolts / Thread rods are available on request if pole diameter is known

STAINLESS STEEL

SKU / Item Number	Description	Ex GST	Ex GST	Ex GST
		10 & more	5 - 9 units	1- 4 units
SS-PMK-B-200_40-60	To fit all 200mm wide enclosures, suitable for 40-60 diameter poles	\$71.80	\$76.36	\$80.92
SS-PMK-B-300_40-150	To fit all 300mm wide enclosures, suitable for 40-150 diameter poles	\$76.20	\$81.16	\$86.12
SS-PMK-B-400_40-150	To fit all 400mm wide enclosures, suitable for 40-150 diameter poles	\$76.90	\$81.92	\$86.94
SS-PMK-B-400_150-235	To fit all 400mm wide enclosures, suitable for 150-235 diameter poles	\$82.50	\$88.02	\$93.54
SS-PMK-B-500_40-150	To fit all 500mm wide enclosures, suitable for 40-150 diameter poles	\$82.00	\$87.48	\$92.94
SS-PMK-B-500_150-235	To fit all 500mm wide enclosures, suitable for 150-235 diameter poles	\$87.60	\$93.58	\$99.54
SS-PMK-B-600_40-150	To fit all 600mm wide enclosures, suitable for 40-150 diameter poles	\$91.38	\$97.66	\$103.96
SS-PMK-B-600_150-235	To fit all 600mm wide enclosures, suitable for 150-235 diameter poles	\$96.98	\$103.76	\$110.56
SS-PMK-B-700_40-150	To fit all 700mm wide enclosures, suitable for 40-150 diameter poles	\$96.90	\$103.68	\$110.46
SS-PMK-B-700_150-235	To fit all 700mm wide enclosures, suitable for 150-235 diameter poles	\$102.50	\$109.78	\$117.06
SS-PMK-B-800_40-150	To fit all 800mm wide enclosures, suitable for 40-150 diameter poles	\$105.40	\$112.94	\$120.46
SS-PMK-B-800_150-235	To fit all 800mm wide enclosures, suitable for 150-235 diameter poles	\$111.00	\$119.04	\$127.06
SS-PMK-B-1000_40-150	To fit all 1000mm wide enclosures, suitable for 40-150 diameter poles	\$130.90	\$140.68	\$150.46
SS-PMK-B-1000_150-235	To fit all 1000mm wide enclosures, suitable for 150-235 diameter poles	\$136.50	\$146.78	\$157.06

GALVABOND (POWDER COATING OPTIONAL EXTRA)

SKU / Item Number	Description	Ex GST	Ex GST	Ex GST
		10 & more	5 - 9 units	1- 4 units
MS-PMK-B-200_40-60	To fit all 200mm wide enclosures, suitable for 40-60 diameter poles	\$52.68	\$55.56	\$58.48
MS-PMK-B-300_40-150	To fit all 300mm wide enclosures, suitable for 40-150 diameter poles	\$58.32	\$61.68	\$65.08
MS-PMK-B-400_40-150	To fit all 400mm wide enclosures, suitable for 40-150 diameter poles	\$58.64	\$62.06	\$65.48
MS-PMK-B-400_150-235	To fit all 400mm wide enclosures, suitable for 150-235 diameter poles	\$61.46	\$65.12	\$68.78
MS-PMK-B-500_40-150	To fit all 500mm wide enclosures, suitable for 40-150 diameter poles	\$61.20	\$64.82	\$68.48
MS-PMK-B-500_150-235	To fit all 500mm wide enclosures, suitable for 150-235 diameter poles	\$64.02	\$67.88	\$71.78
MS-PMK-B-600_40-150	To fit all 600mm wide enclosures, suitable for 40-150 diameter poles	\$65.88	\$69.92	\$74.00
MS-PMK-B-600_150-235	To fit all 600mm wide enclosures, suitable for 150-235 diameter poles	\$68.70	\$72.98	\$77.30
MS-PMK-B-800_40-150	To fit all 800mm wide enclosures, suitable for 40-150 diameter poles	\$71.26	\$75.78	\$80.34
MS-PMK-B-800_150-235	To fit all 800mm wide enclosures, suitable for 150-235 diameter poles	\$74.08	\$78.84	\$83.64
MS-PMK-B-1000_40-150	To fit all 1000mm wide enclosures, suitable for 40-150 diameter poles	\$74.70	\$79.54	\$84.38
MS-PMK-B-1000_150-235	To fit all 1000mm wide enclosures, suitable for 150-235 diameter poles	\$77.52	\$82.60	\$87.68

**Note: Please contact us for extra powder coating costs and colours. Some of the above are made to order - Contact us for a Lead Time.*



POLE MOUNTING KIT - STRAPPED



AE Stainless designed two ranges of Pole Mounting Kits:

- 1 - Enclosure strapped to the pole
- 2 - Enclosure bolted to the pole

The Pole Mounting Kit is available in 316L Stainless steel Galvabond. Any custom size is available.

Specifications and Features

- Pole Mounting Kit (1 pair) - 2 x Brackets (Top and bottom)
- Made from 3 mm 316L stainless steel or Galvabond
- Fit any Standard AE Stainless Enclosure
- M8 bolts included
- Straps not included

STAINLESS STEEL

SKU / Item Number	Description	Ex GST	Ex GST	Ex GST
		10 & more	5 - 9 units	1- 4 units
SS-PMK-200	To fit 200mm wide enclosure	\$54.00	\$63.00	\$72.00
SS-PMK-300	To fit 300mm wide enclosure	\$54.00	\$63.00	\$72.00
SS-PMK-400	To fit 400mm wide enclosure	\$62.25	\$72.63	\$83.00
SS-PMK-500	To fit 500mm wide enclosure	\$69.00	\$80.50	\$92.00
SS-PMK-600	To fit 600mm wide enclosure	\$78.00	\$91.00	\$104.00
SS-PMK-700	To fit 700mm wide enclosure	\$86.25	\$100.63	\$115.00
SS-PMK-800	To fit 800mm wide enclosure	\$95.25	\$111.13	\$127.00
SS-PMK-1000	To fit 1000mm wide enclosure	\$112.50	\$131.25	\$150.00
SS-PMK-SRE-500	To fit 500mm wide sloping roof external hinge enclosure	\$69.00	\$80.50	\$92.00
SS-PMK-SRE-600	To fit 600mm wide sloping roof external hinge enclosure	\$78.00	\$91.00	\$104.00
SS-PMK-SRE-800	To fit 800mm wide sloping roof external enclosure	\$95.25	\$111.13	\$127.00

GALVABOND (POWDER COATING OPTIONAL EXTRA)

SKU / Item Number	Description	Ex GST	Ex GST	Ex GST
		10 & more	5 - 9 units	1- 4 units
MS-PMK-200	To fit 200mm wide enclosure	\$37.50	\$43.75	\$50.00
MS-PMK-300	To fit 300mm wide enclosure	\$37.50	\$43.75	\$50.00
MS-PMK-400	To fit 400mm wide enclosure	\$41.25	\$48.13	\$55.00
MS-PMK-500	To fit 500mm wide enclosure	\$44.25	\$51.63	\$59.00
MS-PMK-600	To fit 600mm wide enclosure	\$48.75	\$56.88	\$65.00
MS-PMK-700	To fit 700mm wide enclosure	\$54.00	\$63.00	\$72.00
MS-PMK-800	To fit 800mm wide enclosure	\$58.50	\$68.25	\$78.00
MS-PMK-1000	To fit 1000mm wide enclosure	\$64.50	\$75.25	\$86.00



**Note: Please contact us for extra powder coating costs and colours. Some of the above are made to order - Contact us for a Lead Time.*

STANDS



AE Stainless designed a range of Stands and Plinths to fit any standard enclosure.

A range of enclosures can be mounted on the **316L Stainless steel T-stand**. The bottom support rail is adjustable to match the enclosure height.

The **316L Stainless steel I-stands** are supplied as a pair and can be bolted to the side of an enclosure.

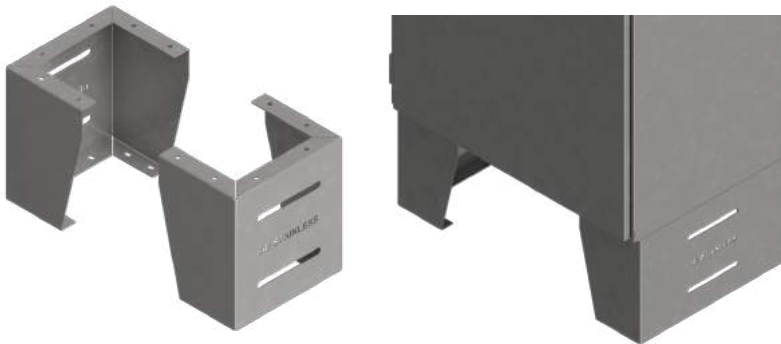
316L STAINLESS STEEL FLOOR MOUNTING STANDS

SKU / Item Number	Height	Base	Post	Ex GST	Ex GST	Ex GST
				10 & more	5 - 9 units	1- 4 units
SS-T-Stand-1600mm	1600	380x380x8mm	80x80x3mm	POA	POA	\$978.00
SS-I-Stand-1250mm-Pair	1250	260x260x8mm	50x50x3mm	\$453.00	\$528.50	\$604.00
WS12 - Floor mount I-Stand Prep						\$110.00



**Note: T-Stands are made to order - Contact us for a Lead Time.*

STANDS (CONTINUED)



AE Stainless designed a range of Stands and Plinths to fit any standard enclosure.

The **316L Stainless enclosure stands** are supplied as a pair and fit on each bottom corner of an enclosure. To fit any 300 or 400mm deep enclosure.

316L STAINLESS STEEL ENCLOSURE STANDS

SKU / Item Number	Height	Depth	Thickness	Ex GST	Ex GST	Ex GST
				10 & more	5 - 9 units	1- 4 units
SS-Stand-300Hx300D	300	300	2mm	POA	POA	\$230.00
SS-Stand-300Hx400D	300	400	2mm	POA	POA	\$276.00
SS-Stand-450Hx300D	450	300	2mm	POA	POA	\$288.00
SS-Stand-450Hx400D	450	400	2mm	POA	POA	\$368.00
				Any other custom size		POA

WS13 - Enclosure Stand Prep

\$75.00

GALVABOND ENCLOSURE STANDS (POWDER COATING OPTIONAL EXTRA)


SKU / Item Number	Height	Depth	Thickness	Ex GST	Ex GST	Ex GST
				10 & more	5 - 9 units	1- 4 units
MS-Stand-300Hx300D	300	300	2mm	POA	POA	\$129.00
MS-Stand-450Hx300D	450	300	2mm	POA	POA	\$155.00
MS-Stand-300Hx400D	300	400	2mm	POA	POA	\$162.00
MS-Stand-450Hx400D	450	400	2mm	POA	POA	\$207.00
				Any other custom size		POA

WS13 - Enclosure Stand Prep

\$75.00

**Note: Please contact us for extra powder coating costs and colours. Some of the above are made to order - Contact us for a Lead Time.*

PLINTHS



AE Stainless designed a range of Stands and Plinths to fit any standard enclosure.

PFC plinths are available in 316L Stainless steel, Aluminium or Hot Dipped Galvanised. Any custom size is available.

316L STAINLESS STEEL ENCLOSURE PLINTH

SKU / Item Number	To Fit Enclosure			Ex GST	Ex GST	Ex GST
	Width	Depth	Thickness	10 & more	5 - 9 units	1- 4 units
SS-Plinth-100PFC-600x300	600	300	3mm	POA	POA	\$518.00
SS-Plinth-100PFC-1000x300	1000	300	3mm	POA	POA	\$633.00
				Any other custom size		POA
WS14 - Plinth Prep						\$95.00

HOT DIPPED GALVANISED ENCLOSURE PLINTH 3MM

SKU / Item Number	To Fit Enclosure			Ex GST	Ex GST	Ex GST
	Width	Depth	Thickness	10 & more	5 - 9 units	1- 4 units
HDG-Plinth-100PFC-600x300	600	300	3mm	POA	POA	\$750.00
HDG-Plinth-100PFC-1000x300	1000	300	3mm	POA	POA	\$800.00
				Any other custom size		POA
WS14 - Plinth Prep						\$95.00

**Note: Plinths are made to order - Contact us for a Lead Time.*

ENCLOSURE ACCESSORIES & MODIFICATIONS

DOOR STAY

316L STAINLESS STEEL DOOR STAY

SKU / Item Number	Description	Ex GST	Ex GST	Ex GST
		10 & more	5 - 9 units	1- 4 units
SS-DS-242-R	242mm SS Door Stay - Right Hinge (opens to 110°)	\$17.25	\$20.13	\$23.00
SS-DS-242-L	242mm SS Door Stay - Left Hinge (opens to 110°)	\$17.25	\$20.13	\$23.00
WS20 - Door stay installation if required				\$45.00



GAS STRUTS FITTED

SKU / Item Number	Description	Ex GST
		Price
WS21	Single gas strut fitted to door	\$120.00
WS22	2 x gas struts fitted to door (recommended for doors bigger than 500Hx500W)	\$195.00

Price Includes Installation

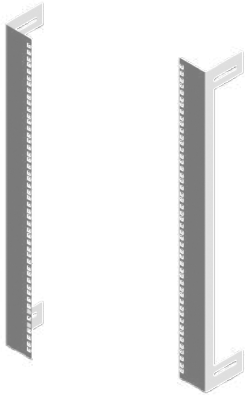


DOOR HINGES

SKU / Item Number	Description	Ex GST	Ex GST	Ex GST
		10 & more	5 - 9 units	1- 4 units
SS-PH-75	75x16mm Stainless Steel Pintle	\$13.50	\$15.75	\$18.00
Cr-PH-80	80x12mm Chrome Pintle	\$6.00	\$7.00	\$8.00
SS-BUH-40-L	40x40mm Stainless Steel Lift-off Butt, Left	\$6.75	\$7.88	\$9.00
SS-BUH-40-R	40x40mm Stainless Steel Lift-off Butt, Right	\$6.75	\$7.88	\$9.00
Zinc-BUH-40	40x40mm Zinc Black Fixed Pin	\$2.25	\$2.63	\$3.00
SS-CH-60	60mm Stainless Steel Concealed	\$9.00	\$10.50	\$12.00



19" RACK BRACKETS



AE Stainless' range of 19" Rack brackets are designed to fit any 600mm wide Standard or Sloping Roof Enclosures. The 19" Rack Brackets simply bolts onto the 4 studs in the enclosure. The mounting bracket is slotted and allows 80mm of adjustment. Sold as a pair.

Non AE Stainless brand enclosures, might need bolts to be added to fit these 19" Rack Brackets.

Specifications and Features

- Made from 1.5 mm **galvanised steel**
- Powder coated white
- Fit any AES Standard Enclosure
- Distance from door adjustable by 80mm

SKU / Item Number	Description	Ex GST	Ex GST	Ex GST
		10 & more	5 - 9 units	1- 4 units
MS-12RU-19-Rack	Pair to fit 600Hx600W enclosure	\$54.00	\$63.00	\$72.00
MS-16RU-19-Rack	Pair to fit 800Hx600W enclosure	\$63.00	\$73.50	\$84.00
MS-21RU-19-Rack	Pair to fit 1000Hx600W enclosure	\$73.50	\$85.75	\$98.00
MS-25RU-19-Rack	Pair to fit 1200Hx600W enclosure	\$87.75	\$102.38	\$117.00
WS05 - 19" Rack Bracket or Shelf Kits installation if required				\$40.00



DOCUMENT HOLDERS / LEGEND CARD HOLDERS


STAINLESS STEEL

SKU / Item Number	Description	Ex GST	Ex GST	Ex GST
		10 & more	5 - 9 units	1- 4 units
SS-A5-Doc	Stainless Steel 1.5mm Doc holder to suit A5	\$33.00	\$38.50	\$44.00
SS-A5-Dock-no-logo*	Stainless Steel 1.5mm Doc holder to suit A5	POA	POA	POA
SS-A4-Doc	Stainless Steel 1.5mm Doc holder to suit A4	\$34.50	\$40.25	\$46.00
SS-A4-Dock-no-logo*	Stainless Steel 1.5mm Doc holder to suit A4	POA	POA	POA
SS-A3-Doc	Stainless Steel 1.5mm Doc holder to suit A3	\$43.50	\$50.75	\$58.00
SS-A3-Dock-no-logo*	Stainless Steel 1.5mm Doc holder to suit A3	POA	POA	POA



MILD STEEL

SKU / Item Number	Description	Ex GST	Ex GST	Ex GST
		10 & more	5 - 9 units	1- 4 units
MS-A5-Doc	Metal 2mm powder coated white Doc holder to suit A5	\$27.75	\$32.38	\$37.00
MS-A4-Doc	Metal 2mm powder coated white Doc holder to suit A4	\$30.00	\$35.00	\$40.00
MS-A4-Doc-no-logo*	Metal 2mm powder coated white Doc holder to suit A4	POA	POA	POA
MS-A3-Doc	Metal 2mm powder coated white Doc holder to suit A3	\$39.00	\$45.50	\$52.00
MS-A3-Doc-no-logo*	Metal 2mm powder coated white Doc holder to suit A3	POA	POA	POA
NEW MS-A4-LCH	Metal 2mm powder coated white Legend Card holder to suit A4	\$26.25	\$30.63	\$35.00



WS17 - Document holder installation if required

\$45.00

FOLDABLE LAPTOP TRAY

SKU / Item Number	Description	Ex GST	Ex GST	Ex GST
		10 & more	5 - 9 units	1- 4 units
SS-LTT-415x375	Laptop Tray 415Wx375D Stainless Steel 1.5mm	POA	POA	\$230.00

WS18 - Laptop tray installation if required

\$45.00



*Note: Some of the above are made to order - Contact us for a Lead Time.

DOOR LOCKS & ACCESSORIES

¼ TURN DOOR LOCKS

BIT KEY DOOR LOCKS

SKU / Item Number	Description	Ex GST	Ex GST	Ex GST
		10 & more	5 - 9 units	1- 4 units
SS-Lock-2bit	Stainless Steel 2-bit Door Lock with 22mm Cam & Key IP65	\$13.50	\$15.75	\$18.00
SS-Lock-Square-7mm	Stainless Steel Square 7mm Insert Door Lock with 22mm Cam & Key IP65	\$13.50	\$15.75	\$18.00
SS-Lock-Square-8mm	Stainless Steel Square 8mm Insert Door Lock with 22mm Cam & Key IP65	\$13.50	\$15.75	\$18.00
SS-Lock-Square-Padlock	Stainless Steel Padlockable Square 8mm Insert Door Lock with 22mm Cam & Key IP65	\$21.75	\$25.38	\$29.00
SS-Lock-Tri	Stainless Steel Triangle Door Lock with 22mm Cam & Key IP65	\$13.50	\$15.75	\$18.00



NEW COIN DOOR LOCKS KEYED (STAINLESS STEEL AND CHROME OPTIONS)

SKU / Item Number	Description	Ex GST	Ex GST	Ex GST
		10 & more	5 - 9 units	1- 4 units
SS-Lock-Coin-92268	Stainless Steel Key lockable coin lock with 22mm Cam (92268 key) IP65	\$23.20	\$26.10	\$29.00
Cr-Lock-Coin-92268	Chrome Key lockable coin lock with 22mm Cam (92268 key) IP65	\$13.50	\$15.75	\$18.00
WS54 - 1/4 Turn Door Lock Installation if required				\$25.00



**Note: IP66 rated if used with DustCover-2bit-Doorlock*

¼ TURN DOOR LOCKS (CONTINUED)

¼ TURN DOOR LOCK ACCESSORIES

SKU / Item Number	Description	Ex GST	Ex GST	Ex GST
		10 & more	5 - 9 units	1- 4 units
DustCover-2bit-Doorlock	1/4 Turn Door Lock Dust Cover	\$1.60	\$1.80	\$2.00
Pulltab-2bit-Doorlock	1/4 Turn Door Lock Pull Tab	\$1.60	\$1.80	\$2.00
NEW SS-Hasp-2bit-Padlock	Stainless Steel 1.5mm hasp padlockable (hasp only - lock not included)	\$17.25	\$20.13	\$23.00
Cr-Key-2bit	Key only for 2-bit lock	\$3.00	\$3.50	\$4.00
Cr-Key-Square	Key Only, to Suit Square 1/4 Turn Locks	\$3.00	\$3.50	\$4.00



DOOR HANDLES

D-HANDLES

SKU / Item Number	Description	Ex GST	Ex GST	Ex GST
		10 & more	5 - 9 units	1- 4 units
SS-Handle-D	Stainless Steel D-shape handle, 120mm length, 40mm height	\$13.50	\$15.75	\$18.00



WING DOOR LOCKS KEYED (STAINLESS STEEL AND CHROME OPTIONS)

SKU / Item Number	Description	Ex GST	Ex GST	Ex GST
		10 & more	5 - 9 units	1- 4 units
NEW SS-Lock-Wing-92268	Stainless Steel Key lockable wing handle with 22mm Cam (92268 key) IP65	\$34.50	\$40.25	\$46.00
Cr-Lock-Wing-92268	Chrome Key lockable wing handle with 22mm Cam (92268 key) IP65	\$13.50	\$15.75	\$18.00
Cr-Lock-Wing-CL001	Chrome Key lockable wing handle with 22mm Cam (CL001 key) IP65	\$13.50	\$15.75	\$18.00



DOOR HANDLES (CONTINUED)

L-HANDLE DOOR LOCKS KEYED (STAINLESS STEEL AND CHROME OPTIONS)

SKU / Item Number	Description	Ex GST	Ex GST	Ex GST
		10 & more	5 - 9 units	1- 4 units
SS-Lock-L-100333	Stainless Steel Key lockable L handle with 22mm Cam (100333 key) IP65	\$30.75	\$35.88	\$41.00
SS-Lock-L-92268	Stainless Steel Key lockable L handle with 22mm Cam (92268 key) IP65	\$34.50	\$40.25	\$46.00
Cr-Lock-L-92268	Chrome Key lockable L handle Padlockable with 22mm Cam (92268 key) IP65	\$13.50	\$15.75	\$18.00
Cr-Lock-L-CL001	Chrome Key lockable L handle Padlockable with 22mm Cam (CL001 key) IP65	\$13.50	\$15.75	\$18.00
Cr-Lock-L-100333	Chrome Key lockable L handle with 22mm Cam (100333 key) IP65	\$13.50	\$15.75	\$18.00



T-HANDLE DOOR LOCKS (STAINLESS STEEL AND CHROME OPTIONS)

SKU / Item Number	Description	Ex GST	Ex GST	Ex GST
		10 & more	5 - 9 units	1- 4 units
SS-Lock-T	Stainless Steel T handle with 22mm Cam IP65	\$34.50	\$40.25	\$46.00
SS-Lock-T-92268	Stainless Steel Key lockable T handle with 22mm Cam (92268 key) IP65	\$34.50	\$40.25	\$46.00
Cr-Lock-T-92268	Chrome Key lockable T handle with 22mm Cam (92268 key) IP65	\$13.50	\$15.75	\$18.00
Cr-Lock-T-CL001	Chrome Key lockable T handle with 22mm Cam (CL001 key) IP65	\$13.50	\$15.75	\$18.00
WS09 - 1/4 Turn Door Lock Installation if required (Not recommended for our T- and L- Handle Locks due to shipping damage)				\$25.00



SWING HANDLES

SWING HANDLE DOOR LOCKS PADLOCKABLE (STAINLESS STEEL AND CHROME OPTIONS)

SKU / Item Number	Description	Ex GST	Ex GST	Ex GST	
		10 & more	5 - 9 units	1- 4 units	
SS-Lockswing-M	Stainless Steel Swing Handle Padlockable with 22mm Cam (fits medium padlock) IP65	\$26.25	\$30.63	\$35.00	P
SS-Lockswing-L	Stainless Steel Swing Handle Padlockable with 22mm Cam (fits large padlock) IP65	\$43.50	\$50.75	\$58.00	P
SS-Lockswing-L-IP66	Stainless Steel Swing Handle Padlockable with 22mm Cam (fits large padlock) IP66	\$62.75	\$70.00	\$76.50	
NEW Cr-Lockswing-L	Chrome Swing Handle Padlockable with 22mm Cam (fits large padlock) IP65	\$17.25	\$20.13	\$23.00	
Cr-Lockswing-L-IP66	Chrome Swing Handle Padlockable with 22mm Cam (fits large padlock) IP66	\$22.50	\$23.75	\$25.00	
WS25 - Padlockable swing handle installation for single lock if required				\$35.00	
WS25A - Padlockable swing handle installation for double lock if required				\$45.00	



SWING HANDLE DOOR LOCKS KEYED

SKU / Item Number	Description	Ex GST	Ex GST	Ex GST
		10 & more	5 - 9 units	1- 4 units
SS-Lockswing-92268	Stainless Steel Swing Handle Keyed with Half Euro Barrel and 22mm Cam (92268 key) IP66	\$75.20	\$84.60	\$94.00
Cr-Lockswing-92268	Chrome Swing Handle Keyed with Half Euro Barrel and 22mm Cam (92268 key) IP66	\$22.50	\$23.75	\$25.00
WS26 - Keyed swing handle installation for single lock if required				\$85.00
WS26A - Keyed swing handle installation for double key lock if required				\$95.00
Laser cut lock hole and install				



3-POINT DOOR LOCKING KIT



AE Stainless was frequently requested to add a 3-point locking system to an enclosure door. The problem is that most standard doors comes with 2 door locks and hence already have 2 holes.

AE Stainless designed a stainless steel kit to cover the exiting holes. These fittings also has a M6 stud on the back, which is used to screw in the rod guide.

The outer 316L Stainless steel disk (Hole seal / Hole plug) is the same size as a standard 1/4 turn lock and is fitted with the same seal to maintain the **IP66** rating.

This **Hole seal / Hole plug** is also stocked to seal extra pushbutton holes, conduit openings and knockout openings against dust, dirt, oil and water.

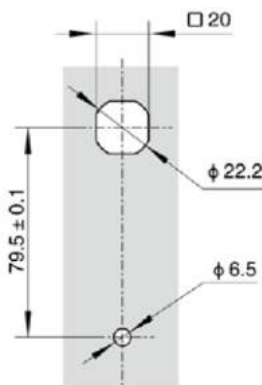
Kit Components:

- 2 x 316L stainless steel Hole seals with rubber
- 2 x Rod guides (zinc)
- 2 x 1.2m stainless steel rods, with rollers
- 2 x Circlips stainless steel
- 2 x Rod Adapters (zinc)

Accessories

SKU / Item Number	Description	Ex GST	Ex GST	Ex GST	P
		10 & more	5 - 9 units	1- 4 units	
3-Pointlockingkit	3-Point Locking Kit Accessories (Excluding Handle) 2 x Rod Guide Black 38mm, 2 x Rod Adapters, 2 x Locking Rod with Rollers 1200mm, 2 x Circlips, 2 x Stainless Steel Blank Hole Lock Seal for 22.5mm holes	\$54.00	\$63.00	\$72.00	

WS27 - Install 3 Point Locking 3 Point Locking installation - Install 2 x hole seals/plugs over existing lock holes, Cut new holes in centre of door, cut rods to size and install	\$95.00
WS50 - Weld over 2x Lock holes and polish door - for 600-800H enclosures (front & back polish)	\$220.00
WS50A - Weld over 2x Lock holes and polish door - for 600-800H enclosures (front polish only)	\$130.00



WS27-A Cut Out



Note: Please select a handle on page 73 to add as an extra.



Din Rail

pg. **79**



Wire Ducting

pg. **80**



LED Panel Lamp

pg. **81**



Door Limit Switch

pg. **81**



Consumable
Accessories

pg. **82**



Neutral / Earth Bars

pg. **82**



Labels / Name Plates

pg. **83**

NEW DIN RAIL



DIN RAIL STEEL

SKU / Item Number	Description	Ex GST	Ex GST	Ex GST
		10 & more	5 - 9 units	1- 4 units
MS-DIN-Rail-TS35/7.5	Din Rail, Zinc plated Steel , 35x7.5mm, Slotted, 2m length	\$12.00	\$14.00	\$16.00
WS19 - DIN Rail installation if required				\$40.00



DIN RAIL BRACKETS

SKU / Item Number	Description	Ex GST	Ex GST	Ex GST
		10 & more	5 - 9 units	1- 4 units
MS-DIN30	3mm Steel, 30 Deg	\$9.00	\$10.50	\$12.00
MS-DIN45	2mm Steel, 45 Deg	\$8.25	\$9.63	\$11.00
WS41 - DIN Rail Brackets, Limit Switch, LED Panel Lamp or Neutral/Earth Bars installation if required				\$55.00



NEW WIRE DUCTING



AE Stainless' range of Wiring Duct are designed to fit any Standard Enclosures.

Specifications and Features

- Material: Rigid PVC, low smoke
- Flammability rating: UL94=V-0, self-extinguishing
- 2m Length
- Available in narrow and wide slot

NARROW SLOT

SKU / Item Number	Description	Teeth Space	Teeth Width	Ex GST	Ex GST	Ex GST
				10 & more	5 - 9 units	1- 4 units
Duct-N-30H25W	Wiring Duct 30H25W	4mm	6mm	\$7.68	\$8.64	\$9.60
Duct-N-40H25W	Wiring Duct 40H25W	4mm	6mm	\$9.60	\$10.80	\$12.00
Duct-N-40H40W	Wiring Duct 40H40W	4mm	6mm	\$10.24	\$11.52	\$12.80
Duct-N-40H60W	Wiring Duct 40H60W	4mm	6mm	\$15.36	\$17.28	\$19.20
Duct-N-40H80W	Wiring Duct 40H80W	4mm	6mm	\$17.92	\$20.16	\$22.40
Duct-N-60H25W	Wiring Duct 60H25W	4mm	6mm	\$13.44	\$15.12	\$16.80
Duct-N-60H40W	Wiring Duct 60H40W	4mm	6mm	\$16.00	\$18.00	\$20.00
Duct-N-60H60W	Wiring Duct 60H60W	4mm	6mm	\$16.64	\$18.72	\$20.80
Duct-N-60H80W	Wiring Duct 60H80W	4mm	6mm	\$21.12	\$23.76	\$26.40
Duct-N-80H25W	Wiring Duct 80H25W	4mm	6mm	\$15.36	\$17.28	\$19.20
Duct-N-80H40W	Wiring Duct 80H40W	4mm	6mm	\$16.64	\$18.72	\$20.80
Duct-N-80H60W	Wiring Duct 80H60W	4mm	6mm	\$24.32	\$27.36	\$30.40
Duct-N-80H80W	Wiring Duct 80H80W	4mm	6mm	\$26.24	\$29.52	\$32.80
Duct-N-80H100W	Wiring Duct 80H100W	4mm	6mm	\$32.00	\$36.00	\$40.00
Duct-N-80H120W	Wiring Duct 80H120W	4mm	6mm	\$35.20	\$39.60	\$44.00
Duct-N-100H40W	Wiring Duct 100H40W	4mm	6mm	\$24.32	\$27.36	\$30.40
Duct-N-100H80W	Wiring Duct 100H80W	4mm	6mm	\$32.00	\$36.00	\$40.00
Duct-N-100H100W	Wiring Duct 100H100W	4mm	6mm	\$35.84	\$40.32	\$44.80
Duct-N-100H120W	Wiring Duct 100H120W	4mm	6mm	\$40.32	\$45.36	\$50.40

WIDE SLOT

SKU / Item Number	Description	Teeth Space	Teeth Width	Ex GST	Ex GST	Ex GST
				10 & more	5 - 9 units	1- 4 units
Duct-W-60H40W	Wiring Duct 60H40W	8mm	10mm	\$16.00	\$18.00	\$20.00
Duct-W-60H60W	Wiring Duct 60H60W	8mm	10mm	\$16.64	\$18.72	\$20.80
Duct-W-60H80W	Wiring Duct 60H80W	8mm	10mm	\$21.12	\$23.76	\$26.40
Duct-W-80H40W	Wiring Duct 80H40W	8mm	10mm	\$16.64	\$18.72	\$20.80
Duct-W-80H60W	Wiring Duct 80H60W	8mm	10mm	\$24.32	\$27.36	\$30.40
Duct-W-80H80W	Wiring Duct 80H80W	8mm	10mm	\$26.24	\$29.52	\$32.80
Duct-W-80H100W	Wiring Duct 80H100W	8mm	10mm	\$32.00	\$36.00	\$40.00
Duct-W-80H120W	Wiring Duct 80H120W	8mm	10mm	\$35.20	\$39.60	\$44.00
Duct-W-100H40W	Wiring Duct 100H40W	10mm	10mm	\$24.32	\$27.36	\$30.40
Duct-W-100H80W	Wiring Duct 100H80W	10mm	10mm	\$32.00	\$36.00	\$40.00
Duct-W-100H100W	Wiring Duct 100H100W	10mm	10mm	\$35.84	\$40.32	\$44.80
Duct-W-100H120W	Wiring Duct 100H120W	10mm	10mm	\$40.32	\$45.36	\$50.40
Duct-W-100H140W	Wiring Duct 100H140W	10mm	10mm	\$48.00	\$54.00	\$60.00

WS42 - Installation for 1 Length Wire Ducting if required \$95.00



NEW LED PANEL LAMP

SKU / Item Number	Description	Ex GST	Ex GST	Ex GST
		10 & more	5 - 9 units	1- 4 units
Lamp-230VAC-390	LED Panel light, 230V AC, 6W, 390mm long, come with plug & 300mm cable	\$34.50	\$40.25	\$46.00
Lamp-230VAC-490	LED Panel Light, 230V AC, 12W, 490mm long, come with plug & 300mm cable	\$39.75	\$46.38	\$53.00
Lamp-24-48VDC-390	LED Panel Light, 24VDC, 6W, 390mm long, come with plug & 300mm cable	\$36.75	\$43.38	\$50.00
Lamp-24-48VDC-490	LED Panel Light, 24VDC, 12W, 490mm long, come with plug & 300mm cable	\$39.75	\$46.38	\$53.00
WS41 - DIN Rail Brackets, Limit Switch, LED Panel Lamp or Neutral/Earth Bars installation if required				\$55.00



NEW DOOR LIMIT SWITCH

SKU / Item Number	Description	Ex GST	Ex GST	Ex GST
		10 & more	5 - 9 units	1- 4 units
Door-Limit-Switch	Door Limit Switch, Thermoplastic body, 1 x NO, 1xNC - AC-15:6A/250VAC, DC-13:0.3A/220VDC	\$13.50	\$15.75	\$18.00
WS41 - DIN Rail Brackets, Limit Switch, LED Panel Lamp or Neutral/Earth Bars installation if required				\$55.00



CONSUMABLE ACCESSORIES

CABLE GLANDS

SKU / Item Number	Chrome Brass Cable Glands	Ex GST Price
Cr-Gland-M16	Chrome IP68 Cable Gland M16	\$4.00
Cr-Gland-M20	Chrome IP68 Cable Gland M20	\$4.00
Cr-Gland-M25	Chrome IP68 Cable Gland M25	\$6.00
Cr-Gland-M32	Chrome IP68 Cable Gland M32	\$11.00
Cr-Gland-M40	Chrome IP68 Cable Gland M40	\$17.00
WS52 - Cable Gland Installation Including laser cutting onto Gland Plate		\$40.00



EARTHING WIRE

SKU / Item Number	Description	Ex GST Price
Earth-Cable	Earth Cable with lugs 6mm earth cable, 30% green, 250mm Length	\$2.00



Specifications and Features


- 2x M8 Screws for 165 Amp cables
- 2x M4 Posi- drive screws per numbered tunnel
- Bar size: 19.1 x 9.5mm brass

NEUTRAL / EARTH BARS

SKU / Item Number	Description	Ex GST Price
NB-6way	Neutral Bar 6 Way, Brass, Bar size - 106x19x9.5mm	\$6.70
NB-12way	Neutral Bar 12 Way, Brass, Bar size - 146.4x19x9.5mm	\$8.75
NB-18way	Neutral Bar 18 Way, Brass, Bar size - 195x19x9.5mm	\$11.00
NB-24way	Neutral Bar 24 Way, Brass, Bar size - 230x19x9.5mm	\$12.75
NB-36way	Neutral Bar 36 Way, Brass, Bar size - 321x19x9.5mm	\$17.50
NB-Foot-Pair	Neutral Bar Support Insulator, Including Screws, Pair	\$2.25
WS41 - DIN Rail Brackets, Limit Switch, LED Panel Lamp or Neutral/Earth Bars installation if required		\$55.00



LABELS / NAME PLATES



AE Stainless can supply name tags and name plates. Plates are available in 316L Stainless and Traffolyte.

Traffolyte Labels are UV stable, laminated two ply material, double sided tape on rear and pre-drilled mounting holes.

Labels can be white with black text, black with white text, yellow with black text, red with white text etc

Any custom size plate can be made.

STAINLESS STEEL LABELS / NAME PLATES

SKU / Item Number	Height	Width	Min Qty	Ex GST
				Price
SS-Lab-40x50	40	50	10	\$17.00
SS-Lab-50x125	50	125	10	\$26.50
SS-Lab-70x250	70	250	10	\$41.50
SS-Lab-Custom	Custom Size		10	POA

Pricing Examples - Please contact us for a quote

GRAVOPLY, TRAFFOLYTE LABELS / NAME PLATES

SKU / Item Number	Height	Width	Min Qty	Ex GST
				Price
TF-Lab-30x150	30	150	10	\$8.50
TF-Lab-55x120	55	120	10	\$10.55
TF-Lab-100x200	100	200	10	\$27.00
TF-Lab-Custom	Custom Size		10	POA
WS29 -Installation if required				\$45.00

**Note: All the above are made to order - Contact us for a Lead Time.*

WORKSHOP SERVICES



AE Stainless workshop capability range:

- Laser cut 3kW - (3000x1500 table)
- LVD CNC Press Brake (3000m, 120 Ton)
- TIG & MIG welding
- Spot welding
- CD Weld
- General sheet metal work

We can custom make stainless steel enclosures generally within a 4 week lead time.


LASER MACHINE - MINIMUM CHARGE \$95+GST

SKU	Task	Ex GST
Laser cutting	Laser cut holes into an enclosure - one side	\$95.00
WS01	Flagfall: Drill holes - Up to 12mm	\$35.00
WS01A	Additional: Drill holes - Up to 12mm (on same enclosure)	\$6.00
WS02	Flagfall: Punch holes - Bigger than 12mm	\$40.00
WS02A	Additional: Punch holes - Bigger than 12mm (on same enclosure)	\$12.00
WS03	Install escutcheon/inner door kit IP2X	\$40.00
WS03A	Install escutcheon/inner door kit IP3X	\$50.00
WS04	Gear trays swap	\$45.00
WS05	19" Rack Bracket or Shelf Kits installation if required	\$40.00
WS06	Type X installation - Install Type X door brackets at nominated depth - Studs required with studs	\$50.00
WS07	Rain hood prep - CD weld 4 x M6 studs, supplied with dome nuts to install Rain hood	\$50.00
WS08	Sunshield prep - Drill 16 x M8 holes, flatpack the 4 x sunshields (2 x sides, front and top)	\$120.00
WS08A	Sunshield prep over 800H and sloping roof enclosure - Drill 16 x M8 holes, flatpack the 4 x sunshields (2 x sides, front and top)	\$180.00
WS09	1/4 Turn Door Lock Installation	\$25.00
WS10	HMI Cover Installation, including laser cutting the HMI hole	\$95.00
WS11	Vent Hood Prep - Default Bot LH, Top RH - Cut vent plate hole, drill mounting holes for both vent and hood, and install with insect mesh	\$65.00
WS12	Floor mount I-Stand Prep	\$110.00
WS13	Enclosure Stand Prep	\$75.00
WS14	Plinth Prep	\$95.00
WS15	Gland plate installation - Cut plate hole, drill mounting holes and install with seal and bolts/nuts up to 1000H enclosures	\$95.00
WS16	Gland plate installation for 1200H & sloping roof enclosure - Cut plate hole, drill mounting holes and install with seal	\$115.00
WS17	Document holder installation inside door	\$45.00
WS18	Laptop tray installation	\$45.00
WS19	DIN Rail installation if required	\$40.00
WS20	Door stay installation	\$45.00



WORKSHOP SERVICES (CONTINUED)

SKU	Task	Ex GST
WS21	Single gas strut fitted to door	\$120.00
WS22	Double gas strut fitted to door	\$195.00
WS23	Vent plate & mesh plate installation - Cut vent plate hole, drill mounting holes and install with insect mesh	\$60.00
WS24	Vent fans and outlet filter prep	\$60.00
WS25	Single padlockable swing handle installation - Drill hole and install padlock swing handle	\$35.00
WS25A	Double padlockable swing handle installation (on same enclosure) - Drill holes and install 2 x padlock swing handles	\$45.00
WS26	Single keyed swing handle installation - Laser cut hole and install keyed swing handle	\$85.00
WS26A	Double keyed swing handle installation (on same enclosure) - Laser cut holes and install 2 x keyed swing handles	\$95.00
WS27	3 point locking installation - Cut new holes in centre of the door, install 2 x hole seals/plugs over existing lock holes, install rods (cut to size) and install selected lock	\$95.00
WS28	ABB isolator installation	\$50.00
WS29	Label installation	\$45.00
WS30	Gland Plate Removing of existing and Installation of new if required (lead time 3-5days)	\$65.00
WS33	Flagfall: CD stud welding - Supply & stud weld M3-M8 stainless steel stud	\$40.00
WS33A	Additional: CD stud welding - Supply & stud weld M3-M8 stainless steel stud (on same enclosure)	\$10.00
WS34	Flagfall: Nutsert install - Supply & install blind M6 nutsert	\$40.00
WS34A	Additional: Nutsert install - Supply & install blind M6 nutsert (on same enclosure)	\$10.00
WS35	Install 4 x blind nutserts for wall mounting	\$70.00
WS36	Weld tabs top and bottom for wall mounting	\$70.00
WS37	Removal of stock door	\$65.00
WS37A	Removal of double stock door	\$85.00
WS38	Switch from default left hand side hinged to right hand side hinged	\$40.00
WS39	DB kit installation	\$50.00
WS39A	DB Kit / Type X installation	\$60.00
WS40	Prep Work for Bolting 2 x Enclosures Together with a Perimeter Seal	\$180.00
WS41	DIN Rail Brackets, Limit Switch, LED Panel Lamp or Neutral/Earth Bars installation if required	\$55.00
WS42	Installation for 1 length wire ducting if required	\$95.00
WS50	Weld over 2 x lock holes & polish door for 600-800H enclosures (front polish only)	\$220.00
WS50A	Weld over 2 x lock holes & polish door for 600-800H enclosures (back polish only)	\$130.00
WS51	Weld over 2 x lock holes & polish door for 1000H + enclosures (front polish only)	\$270.00
WS51A	Weld over 2 x lock holes & polish door for 1000H + enclosures (back polish only)	\$150.00
WS52	Cable Gland Installation Including laser cutting onto Gland Plate	\$40.00
WS53	Convert hinged enclosure to have Bolt-on door up to 600H enclosures	\$185.00
WS88	Restocking & Handling fee	\$50.00
WS98	Powder coating - Please call to confirm price	Minimum Charge \$200.00
WS98A	Powder coat box prep - Disassemble all parts / door seal, reassemble all & apply new door seal	\$120.00
WS99	CAD drawings (per hour)	Minimum Charge \$85.00



Please contact us for pricing on Laser, Waterjet and Folding jobs

CUSTOM BUILT ENCLOSURES

AE Stainless Direct provides a wide range of service and solutions. We design and manufacture a wide range of enclosures for the electrical, pneumatic, hydraulic etc industries. (See some samples below).

Our custom enclosures and control panels provide benefits for large scale builds, high volume projects and special purpose applications. *AE Stainless Direct* can assist customers to develop custom enclosure and control panel solutions. From design through to manufacturing, *AE Stainless Direct* designers and engineers do not compromise on quality. Not only do we ensure top design and quality we also provide competitive pricing. We maintain confidentiality and protect our customer's intellectual property throughout the process. *AE Stainless Direct* is confident that we will be able to provide you with a solution.

Please contact us if you have any sheet metal requirements.










AE Stainless IK (Impact Protection) Ratings Guide

WHAT ARE IK RATINGS?

IK Rating is defined as the degree of protection against external mechanical impact. IK Standard, which uses a two-numeric code has a specific meaning and indicates the level of protection from mechanical impact. The rating starts from 01 to 10, with a higher number indicating a more robust product that is able to maintain protection at higher impact.

IK01	 <p>0.25KG 56MM</p>	<p>WEIGHT 0.25KG FALL 56MM ENERGY 0.14J</p>	IK02	 <p>0.25KG 80MM</p>	<p>WEIGHT 0.25KG FALL 80MM ENERGY 0.20J</p>
IK03	 <p>0.25KG 140MM</p>	<p>WEIGHT 0.25KG FALL 140MM ENERGY 0.35J</p>	IK04	 <p>0.25KG 200MM</p>	<p>WEIGHT 0.25KG FALL 200MM ENERGY 0.50J</p>
IK05	 <p>0.25KG 280MM</p>	<p>WEIGHT 0.25KG FALL 280MM ENERGY 0.70J</p>	IK06	 <p>0.25KG 400MM</p>	<p>WEIGHT 0.25KG FALL 400MM ENERGY 1.00J</p>
IK07	 <p>0.5KG 400MM</p>	<p>WEIGHT 0.5KG FALL 400MM ENERGY 2.00J</p>	IK08	 <p>1.7KG 300MM</p>	<p>WEIGHT 1.7KG FALL 300MM ENERGY 5.00J</p>
IK09	 <p>5KG 200MM</p>	<p>WEIGHT 5KG FALL 200MM ENERGY 10.00J</p>	IK10	 <p>5KG 400MM</p>	<p>WEIGHT 5KG FALL 400MM ENERGY 20.00J</p>

AE Stainless IP (Ingress Protection) Ratings Guide

WHAT ARE IP RATINGS?

IP (Ingress Protection) ratings classify the level of protection that the enclosure provides against solids and liquids entering into and damaging the equipment inside the enclosure. They are usually made up of two digits:




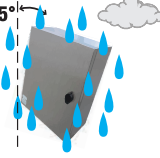

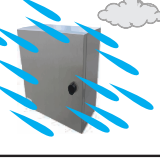








First Digit: SOLIDS

The first digit tells you how effective the AE Stainless enclosure is at preventing solids getting in. This range is 0-6. Where 0 is equal to no protection. The digit is replaced with the letter X when insufficient data has been gathered to assign a protection level.

See our visual guide below for more information.

Second Digit: LIQUIDS

The second digit shows how well the AE Stainless enclosure is protected from liquid damage. This can be anything from weatherproof or splash proof right up to fully waterproof. The range is from 0-8 (8 is user defined). The digit is replaced with the letter X when insufficient data has been gathered to assign a protection level.

SOLIDS		WATER	
1	 Protected against a solid object greater than 50mm such as a hand.	1	 Protected against vertically falling drops of water. Limited ingress permitted.
2	 Protected against a solid object greater than 12.5mm such as a finger.	2	 Protected against vertically falling drops of water with enclosure tilted up to 15 degrees from the vertical. Limited ingress permitted.
3	 Protected against a solid object greater than 2.5mm such as a screwdriver.	3	 Protected against sprays of water up to 60 degrees from the vertical. Limited ingress permitted for three minutes.
4	 Protected against a solid object greater than 1mm such as a wire.	4	 Protected against water splashed from all directions. Limited ingress permitted.
5	 Dust Protected. Limited ingress of dust permitted. Will not interfere with operation of the equipment.	5	 Protected against jets of water. Limited ingress permitted.
6	 Dust tight. No Ingress of dust.	6	 Water from heavy seas or water projected in powerful jets shall not enter the enclosure in harmful quantities.
Rating Example:		7	 Protection against the effects of immersion in water between 15 cm and 1 m for 30 minutes.
		8	 Protection against the effects of immersion in water under pressure for long periods. User defined, typical 5m, 10h.



Address:

Head Office
Gate 3, Door 15, 2 Computer Road,
Yatala QLD 4207

Warehouse & Workshop
Gate 3, Door 15, 2 Computer Road,
Yatala QLD 4207

Warehouse Hours:
Monday-Friday 8am until 4pm



Telephone:

1300 533 292



www.aestainlessdirect.com.au



info@aestainlessdirect.com.au