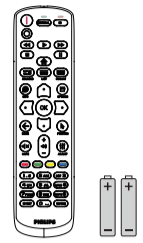


Contents



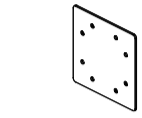
Power Cord



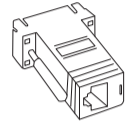
Display Port Cable



IR Sensor Cable



Edge Alignment Kit-1



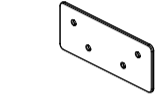
DB9(female) to RJ12/45 adaptor



RJ45 cable for daisy chain



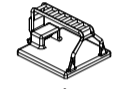
Edge Alignment Pin X 2 PCS



Edge Alignment Kit-2 X 2 PCS

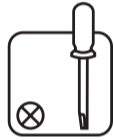


Gap Mylar X 3 PCS

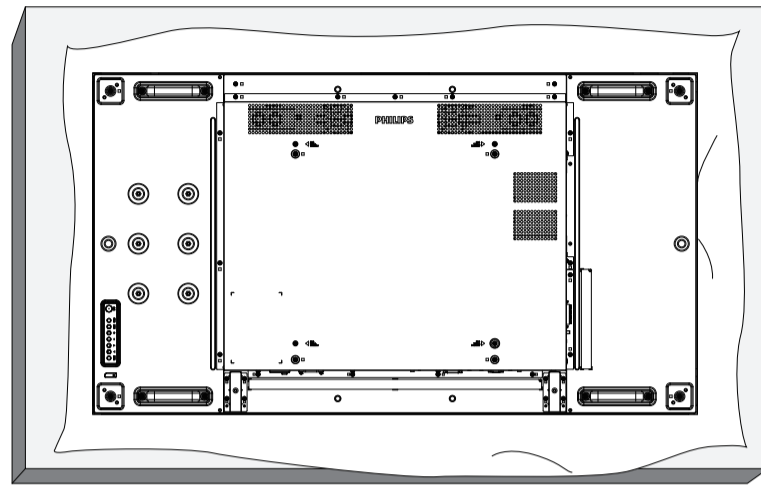


Wire Clamper X 3 PCS

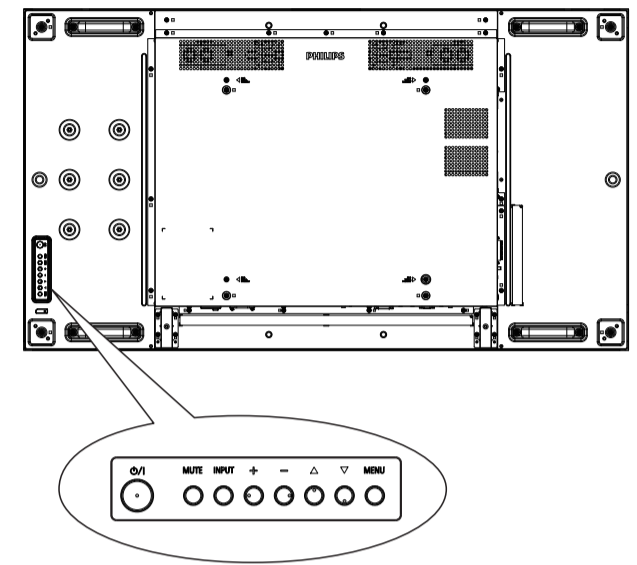
* Differences according to regions.
Display design and accessories may differ from those illustrated above.



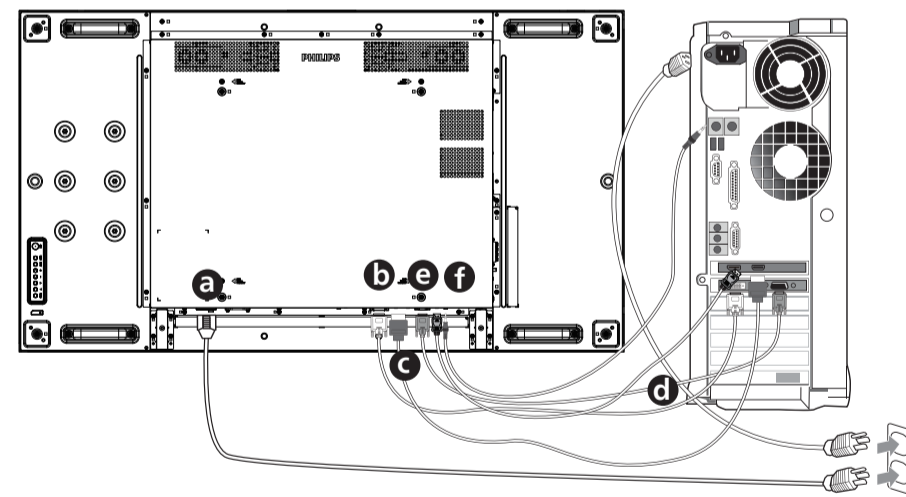
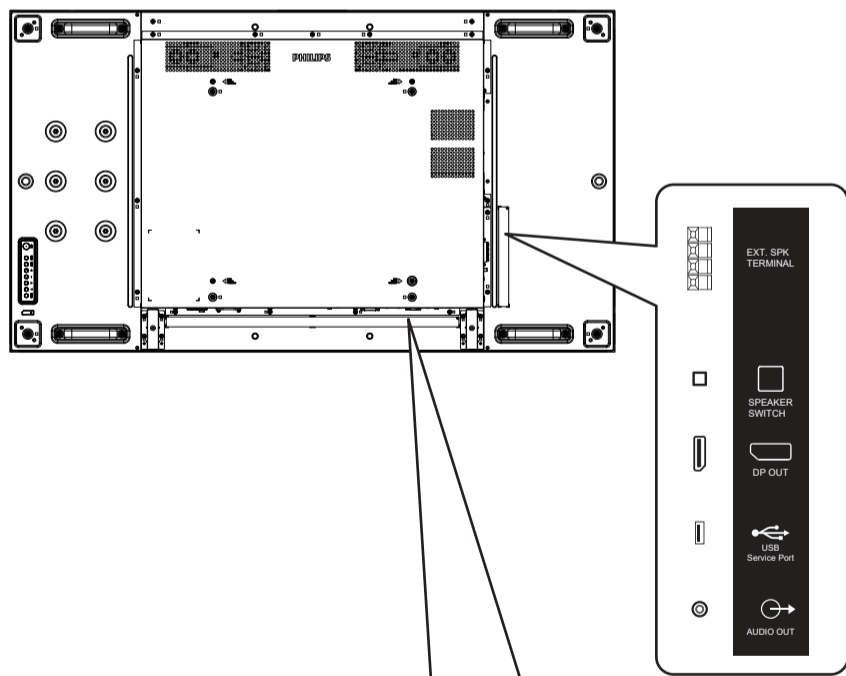
1



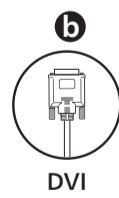
2



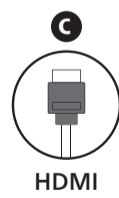
3



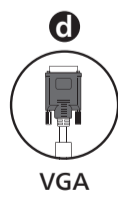
AC IN




DVI



HDMI



VGA

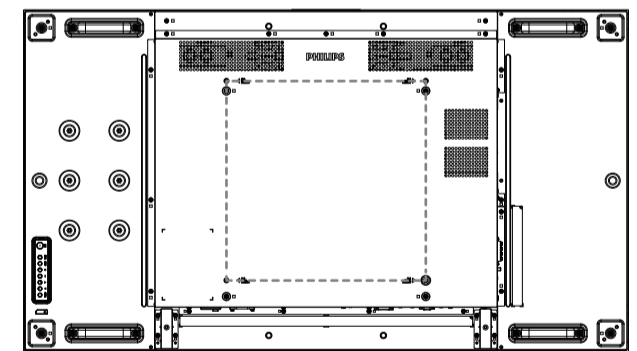
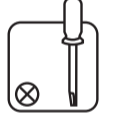


DP



AUDIO

4



Key M6 * (10+X) mm
(X=Thickness of Wall mount BKT)
55BDL2105X: 400mm x 400mm



100-240V ~
50/60Hz 2.5A



IR IN



Control IN
Control OUT



DVI IN



HDMI 1 IN
HDMI 2 IN



VGA IN



DP IN



PC LINE IN

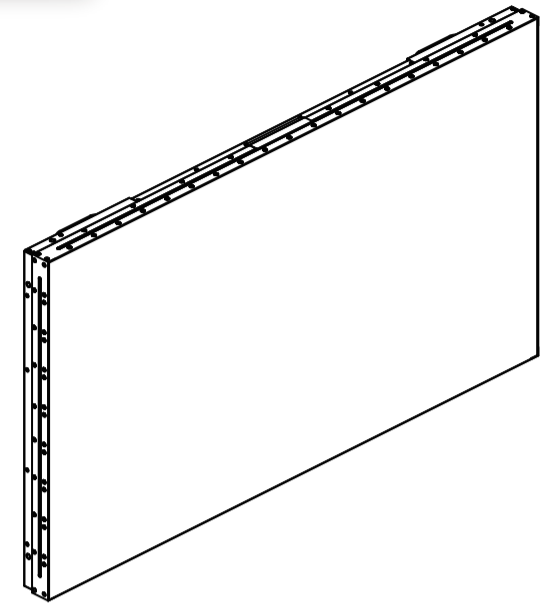
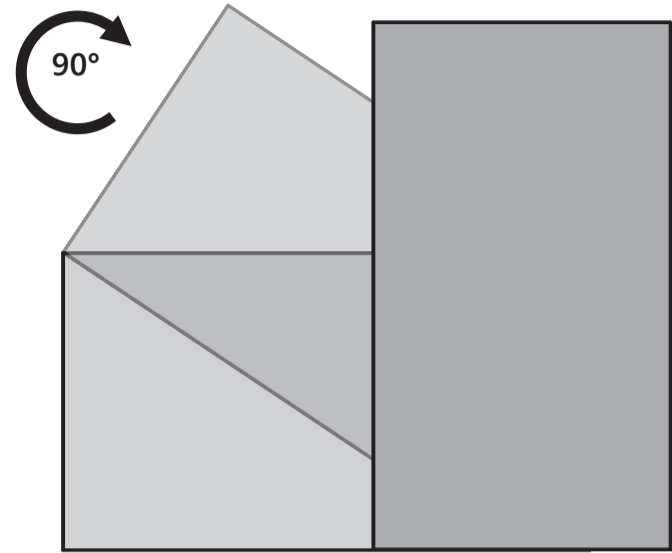


RJ45 IN



RJ45 OUT

5



Quick start



For more information, please visit:
www.philips.com/signagesolutions-support



Version: V1.00 2022-03-04
Envision Peripherals Inc.
490 N McCarthy Blvd, Suite #120
Milpitas, CA 95035
USA

2022 © TOP Victory Investments Ltd. All rights reserved.

This product has been manufactured by and is sold under the responsibility of Top Victory Investments Ltd., and Top Victory Investments Ltd. is the warrantor in relation to this product. Philips and the Philips Shield Emblem are registered trademarks of Koninklijke Philips N.V. and are used under license.

Specifications are subject to change without notice.



Q41G55M181386A