

INSTALLATION MANUAL

62118D, 62125D, 62150D

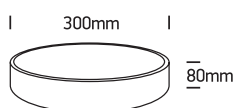
ecolight



80
CRI

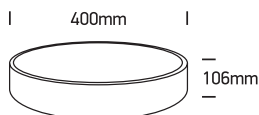
Complete with driver

230V | SMD 2835 | 20W | IP20 | Metal



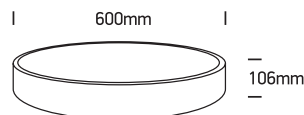
62118D

230V | SMD 2835 | 25W | IP20 | Metal

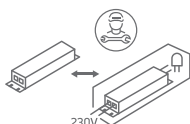


62125D

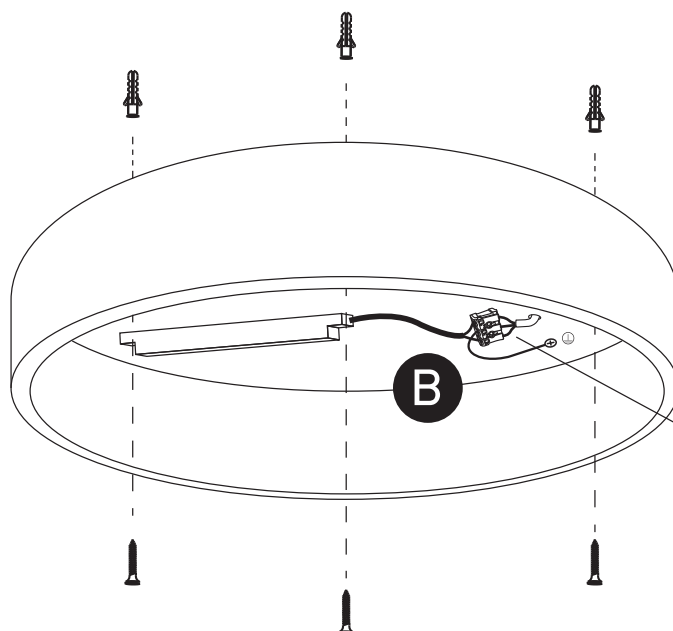
230V | SMD 2835 | 50W | IP20 | Metal



62150D

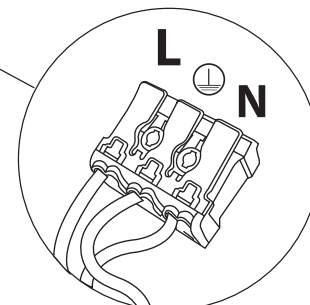


A



B

C



Warnings:

1. Fix the base on the ceiling.
2. Make sure that the product is installed properly before connecting to electricity.
3. Connect the AC power cable to the driver's cable as shown in the above diagram.
4. Do not cover the fitting.
5. Maintenance and installation should only be carried out by a professional electrician.