



SOLID

LARGE PARASOL

For professional gastronomy

All-weather protection

Easy operation

**Professional additional
equipment**



SCHATTELLO

This is the classic and proven gastronomy parasol made by MAY. Thousands of customers appreciate its stability, durability and variety. Multiple sizes allow various combinations for an optimal shading of your terrace.

You would like to please your guests on a hot summer's day by offering them a welcoming seat outdoors in the cool shade? Or to charm them on a nippy day or a chilly night by conjuring up a cosy atmosphere with dimmed lights and comfortable heating? Then our strong but graceful SCHATTELLO is what you are looking for. The maintenance-free gearbox is designed for ultra-easy handling, even after many years of outdoor use in any weather.



SCHATTELLO 4.0 × 4.0 m
MayTex-Acryl SA 314 038 beige



KNOLL KNOLL



You will find further reference photos at: may.ag/S_Referenzen.pdf



SCHATELLO 3.5 x 3.5 m
MayTex-Acryl SA 314 038 beige



Top plate

Elegant and graceful. Can be screwed off. Colour to match frame.

Canopy options

This optional, decorative textile bonnet for the top of the parasol canopy gives a feeling of airy, Mediterranean stylishness.



Valance options



Straight valance




Without valance



Canopy covering

Due to a special self-tensioning telescopic spring system the colour remains perfectly taut, even after years of usage. The canopy covering can easily and quickly be exchanged by means of a practical hooking system.



self-tensioning telescopic spring system



Product video at: may.ag/s-en

Mounting

Pull parasol from cardboard sleeve, remove all packaging material, place parasol mast in installation base, that's all – ready for use in a jiffy!



Operating the parasol

SCHATTELLO, our giant parasol, is opened and closed with a smooth-running, removable stainless steel crank (AISI 304, 1.4301) or with the help of a cordless drill (hex drill fitting). The reliable drive-system with accurate integrated bevel gears guarantees effortless handling, even after years of usage.

High-quality framework materials

Frame surface is powder-coated, highly shock and impact-proof, available in following colours:


Standard colours:

- RAL 9010 pure white
- RAL 9006 white aluminium

Special colours, no extra charge:

- RAL 8019 greybrown
- RAL 7016 anthracite grey fine structure

Special colours available on request.



The operating instructions

Proper handling of the product ensures a long life expectancy. Benefit from our 30 years of experience:

Operating instructions with

- installation options without placement hinge: may.ag/SG1_en.pdf
 - installation options with placement hinge may.ag/SG2_en.pdf
-

When not in use

The protective cover provided can easily be slipped over the parasol during bad weather periods.



Frame joints

For us perfection in workmanship is an absolute must. Therefore, all moving axes are fitted with easily removable bolts. This extravagant technology ensures maximum stability and durability as well as easy execution of repairs.

Central rod system

The robust parasol central rod system consists of two discs with support struts and spokes. In order to prevent the spokes from twisting, the lower distribution flange is firmly welded to the support pole. The frame is made of high-quality, alloyed, extruded aluminium profiles.

- support pole $\varnothing 76 \times 3$ mm
- spoke dimensions $35 \times 20 \times 2$ mm
- support strut dimensions $30 \times 20 \times 2$ mm




Reinforced spokes

The elegant spokes are reinforced with an internal steel core in the areas subject to particularly high stress.

Wind tunnel tested

We were able to prove the stability and sturdiness of our parasols during various tests in a wind tunnel. Even wind speeds of 65 km/h could not do any harm to a parasol of 4.5×4.5 m. However, stability can only be guaranteed if the pedestal frame is adequately weighed down for the wind conditions of the intended location.




Fabrics and colours

Choose from over 70 contemporary textile designs, available in three different fabric types:

- MayTex-Poly, 230 g/m², water column > 1.000 mm
- MayTex-Acryl, 300 g/m², water column 370 mm
- MayTex-PVC, 480 g/m², water column > 1.000 mm
- Other fabrics and colours available at any time on request
- Textiles with fire certification (A or B1) on request

See page 220 for further information.





SCHATTELLO Ø 4.0 m
MayTex-Poly M 9878 terracotta
without valance



straight valance

180 cm

212 cm

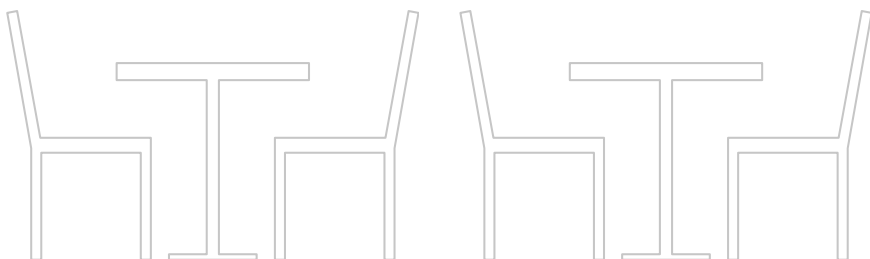
SCHATTELLO

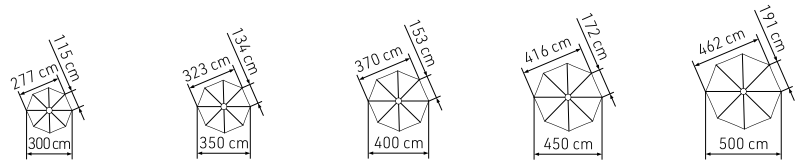


SCHATTELLO Ø 6.0 m
MayTex-Poly M 9879 wine red
without valance



straight valance



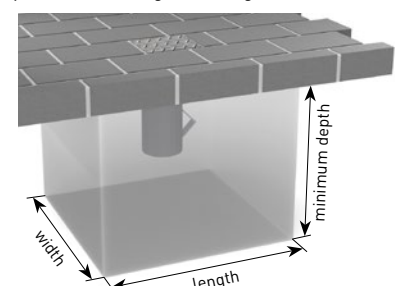


SCHATTELLO round		Ø 3.0 m	Ø 3.5 m	Ø 4.0 m	Ø 4.5 m	Ø 5.0 m
	Segments	8	8	8	8	8
	Area m ²	6.4	8.7	11.3	14.3	17.7
A	Height closed incl. top plate	cm	355	366	410	425
B	Height opened incl. top plate	cm	304	302	303	317
C	Headroom with valance	cm	212	212	202	202
D	Headroom without valance from spoke edge	cm	237	237	227	227
F	Ground clearance from spoke edge	cm	193	182	193	187
G	Height of lower disc flange	cm	227	225	183	203
	Weight without packaging MayTex-Acryl without valance	kg	26	28	33	34
	Support pole diameter	mm	outer-Ø 76, pole thickness 3			
	Packaging cardboard sleeve: length 444 cm		Ø 33 cm approx. 17 kg			
	Installation base length/width/min. depth	cm	50/50/60			
	Minimum-ballast Number of layers of concrete slabs XZ50 required		1 x = approx. 112 kg			

The heights specified are for parasols with MayTex-Acryl covering fabric that are mounted in an anchor tube (SZ118, SZ146, SZ150). The increase in height for parasols with other installation bases can be seen in the list below:

- Full frame pedestal: SZ201 + 14.5 cm
- Full frame pedestal: SZ203 + 17 cm
- Full frame pedestal: SZ205 + 12.5 cm
- Full frame pedestal: SZ411 + 5.5 cm
- Full frame pedestal: SZ412 + 8 / 11 cm
- Full frame pedestal: SZ414 + 12.5 cm
- Full frame pedestal: SZ420 + 15.5 cm
- Anchor plate: SZ131 + 1.5 cm
- Anchor plate: SZ261 + 1.5 cm
- Base plate: SZ272 + 2.5 cm
- Base plate: SZ273 + 2.5 cm
- Base plate: SZ274 + 2.5 cm
- Base plate: SZ275 + 2.5 cm

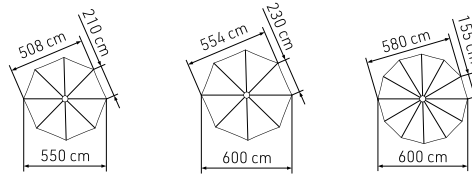
3D view of installation base with top plate for winter protection. Base must be frost-proof and enlarged if the ground is unstable.



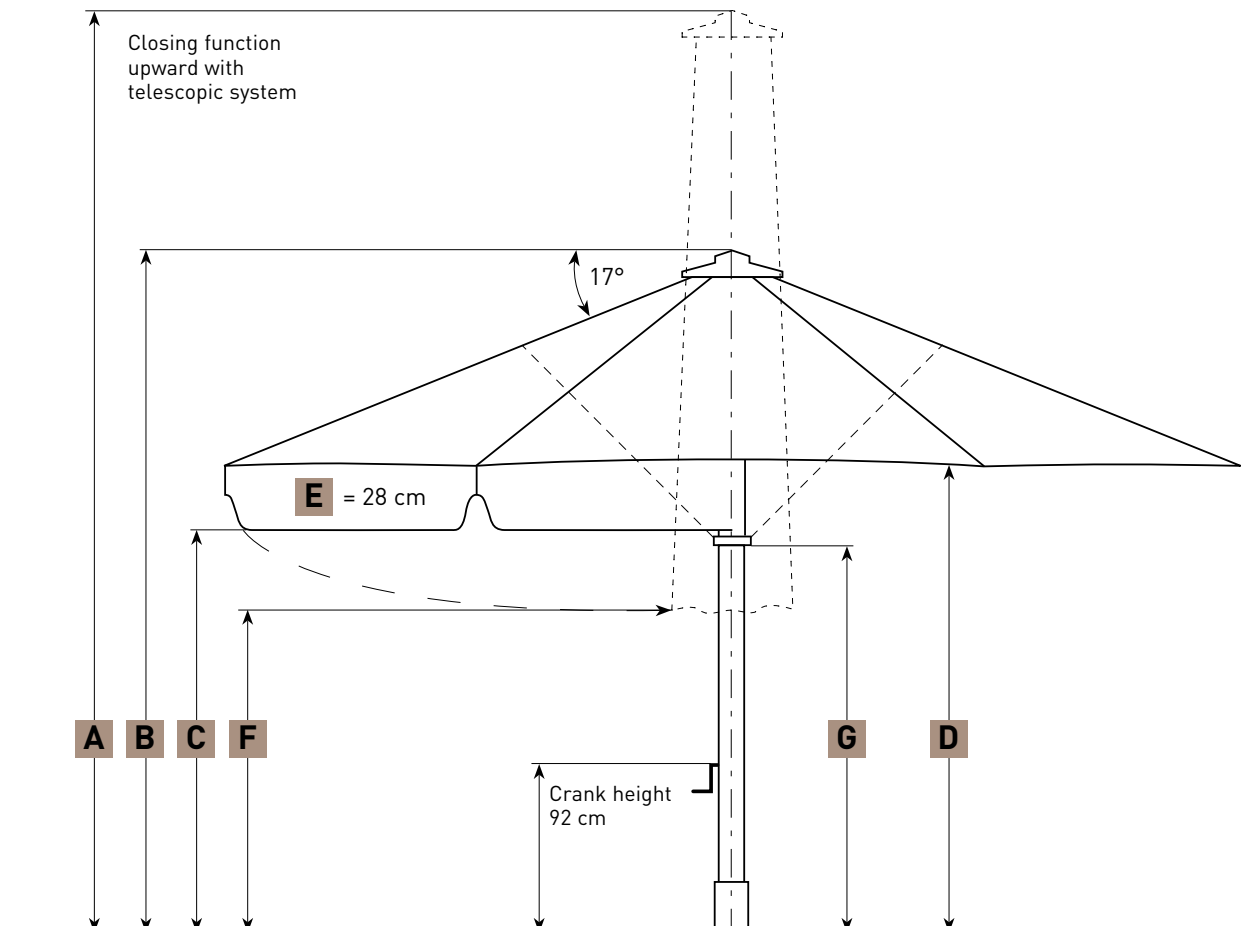
Intermediate and special sizes on request.
Dimensional tolerance approx. ± 5%.

SCHATTELLO

SIZES AND DATA



SCHATTELLO round		Ø 5.5 m	Ø 6.0 m	Ø 6.0 m
Segments		8	8	12
Area	m ²	21.4	25.5	27
A	Height closed incl. top plate	cm	435	440
B	Height opened incl. top plate	cm	319	333
C	Headroom with valance	cm	212	197
D	Headroom without valance from spoke edge	cm	237	222
F	Ground clearance from spoke edge	cm	145	123
G	Height of lower disc flange	cm	204	213
Weight without packaging	kg	39	46	57
MayTex-Acryl without valance				
Support pole diameter	mm	outer-Ø 76, pole thickness 3		
Packaging		Ø 33 cm approx. 17 kg		Ø 35 cm approx. 18 kg
cardboard sleeve: length 444 cm				
Installation base	cm	50/50/60	60/60/60	
length/width/min. depth				
Minimum-ballast		1 x = approx. 112 kg	2 x = approx. 224 kg	
Number of layers of concrete slabs XZ50 required				





SCHATTELLO 3.5 x 3.5 m
MayTex-Acryl SA 314 010 white
without valance



straight valance



continuous valance

SCHATTELLO



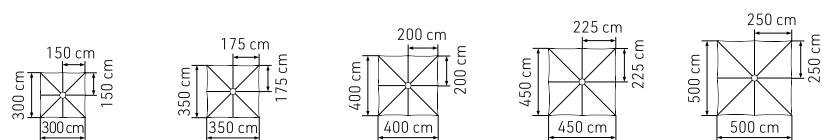
SCHATTELLO 4.5 x 4.5 m
MayTex-Acryl DA 8203 grey basalt
without valance



straight valance



continuous valance

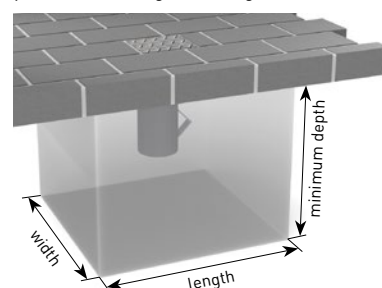


SCHATTELLO square		3.0 × 3.0 m	3.5 × 3.5 m	4.0 × 4.0 m	4.5 × 4.5 m	5.0 × 5.0 m	
	Segments	8	8	8	8	8	
	Area m ²	9	12.3	16	20.3	25	
A	Height closed incl. top plate	cm	410	418	425	433	440
B	Height opened incl. top plate	cm	300	308	315	323	330
C	Headroom with valance	cm	212	212	212	212	212
D	Headroom without valance from spoke edge	cm	237	237	237	237	237
F	Ground clearance from spoke edge	cm	180	154	119	96	62
G	Height of lower disc flange	cm	252	190	198	203	213
	Weight without packaging MayTex-Acryl without valance	kg	31	35	39	41	43
	Support pole diameter	mm	outer-Ø 76, pole thickness 3				
	Packaging cardboard sleeve: length 444 cm		Ø 33 cm approx. 17 kg				
	Installation base length/width/min. depth	cm	50/50/60			60/60/60	
	Minimum-ballast Number of layers of concrete slabs XZ50 required		1 × = approx. 112 kg			2 × = approx. 224 kg	

The heights specified are for parasols with MayTex-Acryl covering fabric that are mounted in an anchor tube (SZ118, SZ146, SZ150). The increase in height for parasols with other installation bases can be seen in the list below:

Full frame pedestal:	SZ201	+	14.5 cm
Full frame pedestal:	SZ203	+	17 cm
Full frame pedestal:	SZ205	+	12.5 cm
Full frame pedestal:	SZ411	+	5.5 cm
Full frame pedestal:	SZ412	+	8 / 11 cm
Full frame pedestal:	SZ414	+	12.5 cm
Full frame pedestal:	SZ420	+	15.5 cm
Anchor plate:	SZ131	+	1.5 cm
Anchor plate:	SZ261	+	1.5 cm
Base plate:	SZ272	+	2.5 cm
Base plate:	SZ273	+	2.5 cm
Base plate:	SZ274	+	2.5 cm
Base plate:	SZ275	+	2.5 cm

3D view of installation base with top plate for winter protection. Base must be frost-proof and enlarged if the ground is unstable.



Intermediate and special sizes on request.
Dimensional tolerance approx. ± 5%.

SCHATTELLO

SIZES
AND DATA



SCHATTELLO 4.0 × 4.0 m
MayTex-Acryl SA 314 325 ecru



SCHATTELLO 4.0 x 5.0 m
MayTex-Acryl SA 314 143 mallow
without valance



straight valance



continuous valance

SCHATTELLO



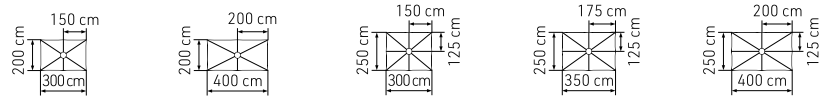
SCHATTELLO 4.0 × 6.0 m
MayTex-Acryl SA 314 851 vanilla
without valance



straight valance



continuous valance

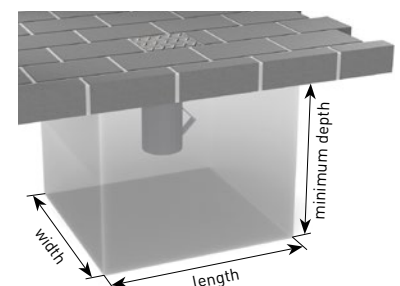


SCHATTELLO rectangular		2.0 × 3.0 m	2.0 × 4.0 m	2.5 × 3.0 m	2.5 × 3.5 m	2.5 × 4.0 m
	Segments	6	6	8	8	8
	Area m ²	6	8	7.5	8.8	10
A	Height closed incl. top plate	cm	383	387	399	397
B	Height opened incl. top plate	cm	277	280	301	298
C	Headroom with valance	cm	212	212	212	212
D	Headroom without valance from spoke edge	cm	237	237	237	237
F	Ground clearance from spoke edge	cm	202	152	193	175
G	Height of lower disc flange	cm	232	237	246	243
	Weight without packaging MayTex-Acryl without valance	kg	27	26	27	29.5
	Support pole diameter	mm	outer-Ø 76, pole thickness 3			
	Packaging cardboard sleeve: length 444 cm		Ø 33 cm approx. 17 kg			
	Installation base length/width/min. depth	cm	50/50/60			
	Minimum-ballast Number of layers of concrete slabs XZ50 required		1 × = approx. 112 kg			

The heights specified are for parasols with MayTex-Acryl covering fabric that are mounted in an anchor tube (SZ118, SZ146, SZ150). The increase in height for parasols with other installation bases can be seen in the list below:

- Full frame pedestal: SZ201 + 14.5 cm
- Full frame pedestal: SZ203 + 17 cm
- Full frame pedestal: SZ205 + 12.5 cm
- Full frame pedestal: SZ411 + 5.5 cm
- Full frame pedestal: SZ412 + 8 / 11 cm
- Full frame pedestal: SZ414 + 12.5 cm
- Full frame pedestal: SZ420 + 15.5 cm
- Anchor plate: SZ131 + 1.5 cm
- Anchor plate: SZ261 + 1.5 cm
- Base plate: SZ272 + 2.5 cm
- Base plate: SZ273 + 2.5 cm
- Base plate: SZ274 + 2.5 cm
- Base plate: SZ275 + 2.5 cm

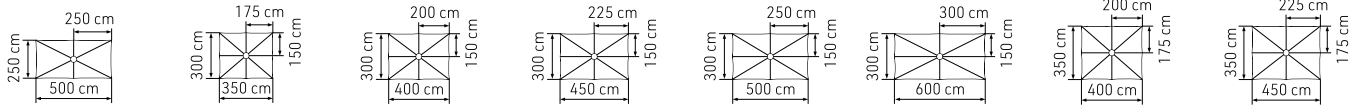
3D view of installation base with top plate for winter protection. Base must be frost-proof and enlarged if the ground is unstable.



Intermediate and special sizes on request.
Dimensional tolerance approx. ± 5%.

SCHATTELLO

SIZES AND DATA



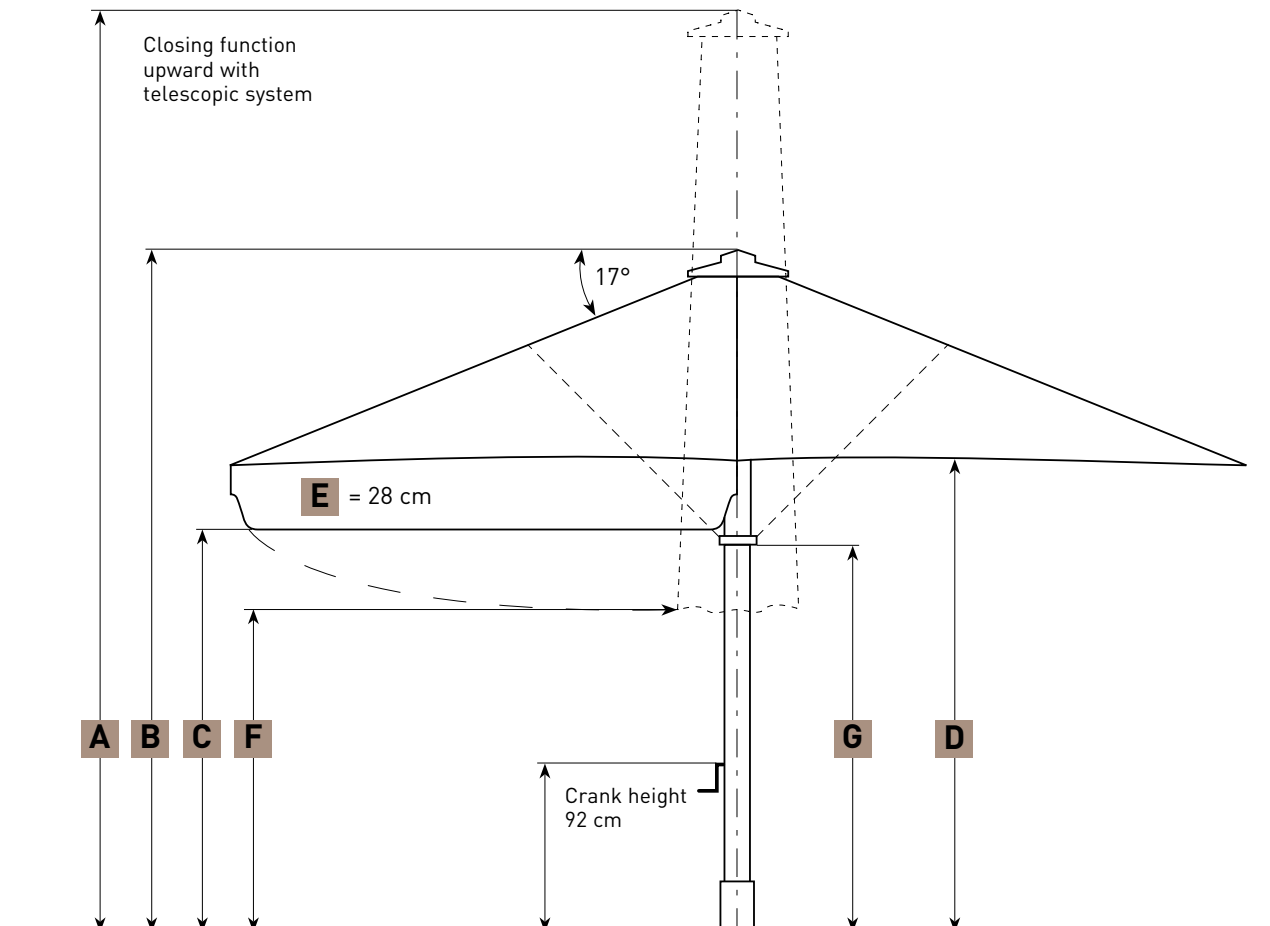
	2.5 × 5.0 m	3.0 × 3.5 m	3.0 × 4.0 m	3.0 × 4.5 m	3.0 × 5.0 m	3.0 × 6.0 m	3.5 × 4.0 m	3.5 × 4.5 m
	6	8	8	8	8	8	8	8
	12.5	10.5	12	13.5	15	18	14	15.8
A	397	402	397	405	397	405	410	415
B	298	305	298	298	290	298	303	308
C	212	212	212	212	212	212	212	212
D	237	237	237	237	237	237	237	237
F	107	160	135	124	97	63	135	117
G	243	250	245	244	245	190	187	230
	31	30.5	31	32	35	43	35	40

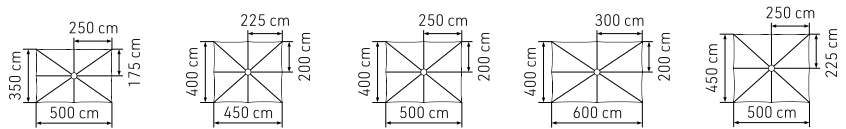
outer-Ø 76, pole thickness 3

Ø 33 cm
approx. 17 kg

50/50/60

1 × =
approx. 112 kg



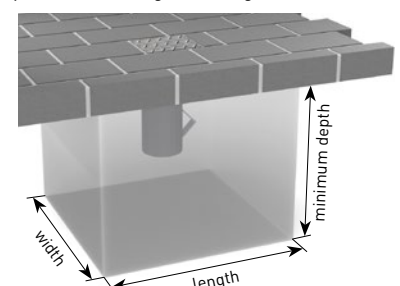


SCHATTELLO rectangular		3.5 × 5.0 m	4.0 × 4.5 m	4.0 × 5.0 m	4.0 × 6.0 m	4.5 × 5.0 m
Segments		8	8	8	8	8
Area	m ²	17.5	18	20	24	22.5
A	Height closed incl. top plate	cm	420	416	420	425
B	Height opened incl. top plate	cm	313	293	313	318
C	Headroom with valance	cm	212	212	212	212
D	Headroom without valance from spoke edge	cm	237	237	237	237
F	Ground clearance from spoke edge	cm	105	105	84	54
G	Height of lower disc flange	cm	230	225	198	203
	Weight without packaging MayTex-Acryl without valance	kg	41	41	43	46
	Support pole diameter	mm	outer-Ø 76, pole thickness 3			
	Packaging cardboard sleeve: length 444 cm		Ø 33 cm approx. 17 kg			
	Installation base length/width/min. depth	cm	50 / 50 / 60		60 / 60 / 60	
	Minimum-ballast Number of layers of concrete slabs XZ50 required		1 × = approx. 112 kg		2 × = approx. 224 kg	

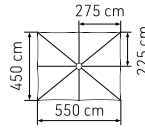
The heights specified are for parasols with MayTex-Acryl covering fabric that are mounted in an anchor tube (SZ118, SZ146, SZ150). The increase in height for parasols with other installation bases can be seen in the list below:

Full frame pedestal:	SZ201	+	14.5 cm
Full frame pedestal:	SZ203	+	17 cm
Full frame pedestal:	SZ205	+	12.5 cm
Full frame pedestal:	SZ411	+	5.5 cm
Full frame pedestal:	SZ412	+	8 / 11 cm
Full frame pedestal:	SZ414	+	12.5 cm
Full frame pedestal:	SZ420	+	15.5 cm
Anchor plate:	SZ131	+	1.5 cm
Anchor plate:	SZ261	+	1.5 cm
Base plate:	SZ272	+	2.5 cm
Base plate:	SZ273	+	2.5 cm
Base plate:	SZ274	+	2.5 cm
Base plate:	SZ275	+	2.5 cm

3D view of installation base with top plate for winter protection. Base must be frost-proof and enlarged if the ground is unstable.



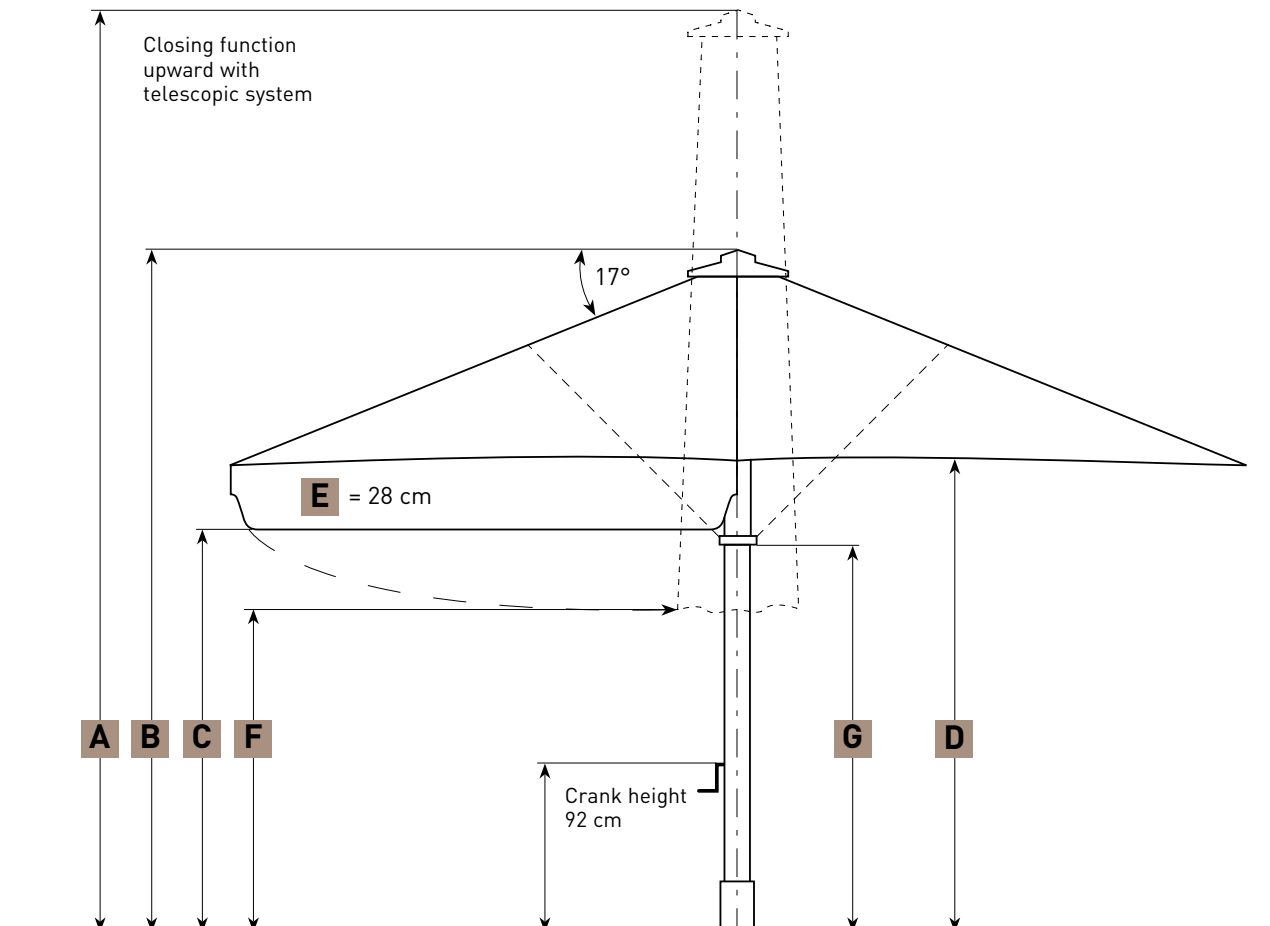
Intermediate and special sizes on request.
Dimensional tolerance approx. ± 5%

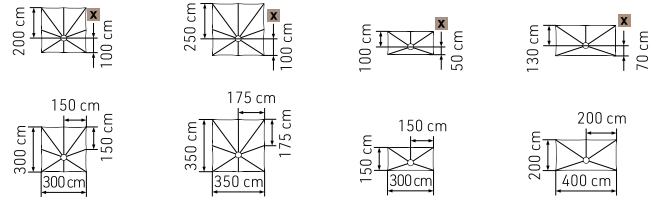


SCHATTELLO rectangular

4.5 × 5.5 m

	Segments		8
	Area	m ²	24.8
A	Height closed incl. top plate	cm	423
B	Height opened incl. top plate	cm	312
C	Headroom with valance	cm	212
D	Headroom without valance from spoke edge	cm	237
F	Ground clearance from spoke edge	cm	64
G	Height of lower disc flange	cm	235
	Weight without packaging MayTex-Acryl without valance	kg	51
	Support pole diameter	mm	outer-Ø 76
	Packaging cardboard sleeve: length 444 cm		Ø 33 cm approx. 17 kg
	Installation base length/width/min. depth		60 / 60 / 60
	Minimum-ballast Number of layers of concrete slabs XZ50 required		2 × = approx. 224 kg





SCHATTELLO eccentric			3.0 × 3.0 m	3.5 × 3.5 m	1.5 × 3.0 m	2.0 × 4.0 m
X	Distance from centre pole to outer edge of canopy	cm	100	100	50	70
	Segments		8	8	5	5
	Area	m ²	9	12.25	4.5	8
A	Height closed incl. top plate	cm	391	388	370	370
B	Height opened incl. top plate	cm	305	324	276	293
C	Headroom with valance	cm	212	212	212	212
D	Headroom without valance from spoke edge	cm	237	237	237	237
A1D1	Ground clearance lower spoke edge of spokes A1 or D1	cm	144	68	181	140
G	Height of lower disc flange	cm	250	247	231	246
D2		cm	193	122	260	248
A2C2		cm	232	178		
B1C1		cm	213	169	207	169
B2		cm	288	257		
	Weight without packaging MayTex-Acryl without valance	kg	37	37	21	27
	Support pole diameter	mm	outer-Ø 76, pole thickness 3			
	Packaging cardboard sleeve: length 444 cm		Ø 33 cm approx. 17 kg			
	Installation base length/width/min. depth	cm	50 / 50 / 60			
	Minimum-ballast Number of layers of concrete slabs XZ50 required		2 × = approx. 224 kg			


The heights specified are for parasols with MayTex-Acryl covering fabric that are mounted in an anchor tube SZ150. The increase in height for eccentric parasols with other installation bases can be seen in the list below:

- Full frame pedestal: SZ203 + 17 cm
- Full frame pedestal: SZ412 + 8 / 11 cm
- Anchor plate: SZ131 + 1.5 cm
- Base plate: SZ273 + 2.5 cm
- Base plate: SZ275 + 2.5 cm

Dimensional tolerance approx. ± 5%

Alignment possibility + special clamp

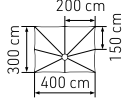
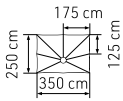
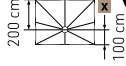
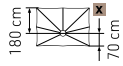
It is only possible to use such installation bases for SCHATTELLO parasols that have a locking hinge or a full-frame pedestal, adjustable for slanting surfaces. Anchoring bases with locking hinge are installed with setscrews and a special surface clamp. This ensures that the eccentric parasol will be aligned and mounted completely upright.



SZ150 with alignment possibility + special clamp

SCHATTELLO

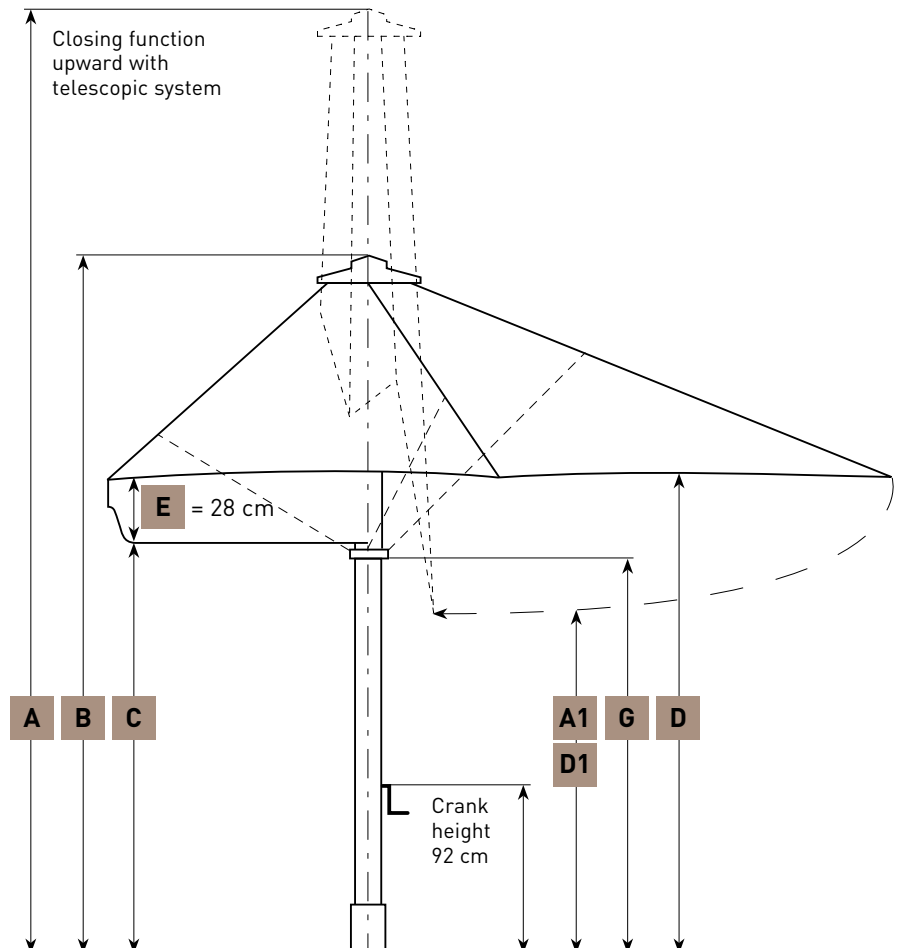
SIZES AND DATA



	2.5 x 3.5 m	3.0 x 4.0 m
X	70	100
	7	8
	8.75	12
A	387	410
B	292	300
C	212	212
D	237	237
A1D1	130	118
G	246	263
D2	203	197
A2C2	199	192
B1C1	197	175
B2		293
	30.5	36
outer-Ø 76, pole thickness 3		
Ø 33 cm approx. 17 kg		
50 / 50 / 60		
2 x = approx. 224 kg		



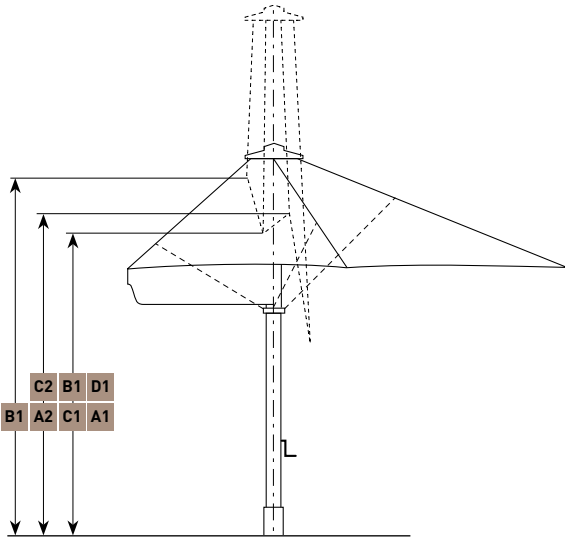
side view A



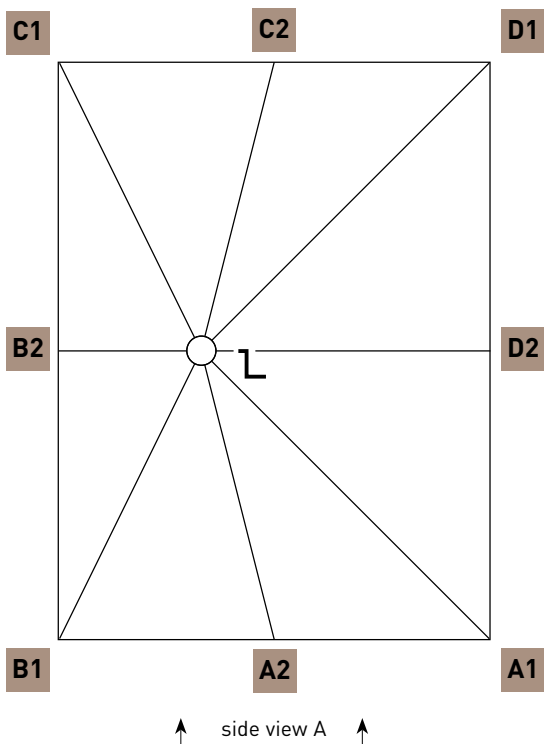


SCHATTELLO 3.0 x 3.0 m eccentric
MayTex-Acryl SA 314 038 beige

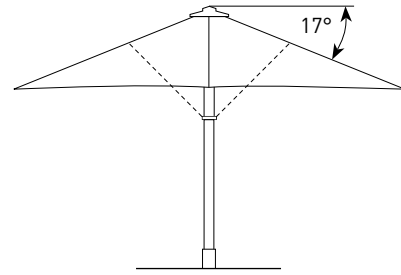
side view A



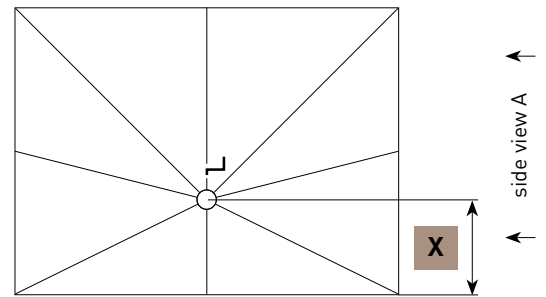
spoke allocation
top view:



side view B



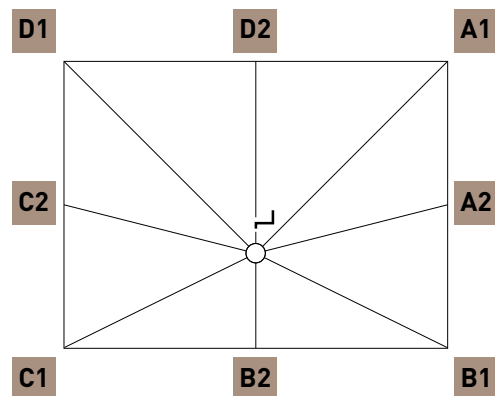
top view:



crank position
on narrow side

side view B

spoke allocation
top view:



SCHATTELLO

SIZES
AND DATA



SCHATTELLO 3.0 x 3.0 m, eccentric
MayTex Acryl SA 314 030 light grey



Canopy bonnet

A light bonnet in the centre of the canopy optically breaks the straight areas and lines. This gives the SCHATTELLO a complete new face. The overlapping between canopy bonnet and canopy ensures that as few as possible water enters the openings in case of rain and wind. So there are hardly any limitations of the regular functions. Available for all sizes (except parasols with continuous roof segments).



Seawater-resistant stainless steel connections

To allow the use of the SCHATTELLO directly at the coast nearby salty sea water, rustproof materials must be used. With this package all turned and standard parts are supplied in stainless steel V4A (1.4401, AISI 316). Optimal protection for minimal oxidation of the aluminium frame.

art. no. **350118**



canopy bonnet and base plate SZ273
SCHATTELLO 4.5 × 4.5 m
MayTex-Acryl DA 7560 light yellow

Protective cover, version bag

made of tarp material, colour grey. Please specify parasol size or serial number. Included in delivery of parasol.

art. no. **SA130**



Protective cover, version zipper

with zipper and rope, without telescopic pole, art. no. 356040; made of tarp material, colour grey. May also be used for parasols with heaters, if they are demounted (winter storage). Please specify parasol size or serial number.

art. no. **SA122**



Protective cover, version zipper for parasols with integrated heaters

with zipper and rope, without telescopic pole, art. no. 356040; made of tarp material, colour grey. For daily protection of your parasols with mounted heaters. Please specify parasol size or serial number.

art. no. **SA124**




Telescopic pole

maximum length 4.3 m, without ring. For retrofit of all protective covers with zipper. No ladder required for pulling on the protective cover. One piece per terrace needed.

art. no. **356040**






SCHATTELLO 4.0 × 4.5 m, MayTex-Acryl SA 314 003 yellow
with rain gutter XA141, MayTex-Poly M 9526 bright yellow



Rain gutter

in MayTex-Poly or MayTex-PVC, with aluminium rods for stabilization.
Can only be used with valance.

art. no. **XA141**



Glass-fibre reinforced plastic holder for side sheet and rain gutter


1 piece per spoke required.

with 1 eyelet screw

with 2 eyelet screws

art. no. **SA141 01**

art. no. **SA141 02**



SCHATTELLO 4.0 × 4.5 m, MayTex-Acryl SA 314 003 yellow
with suspended rain gutter, MayTex-Poly M 9526 bright yellow

Holder for suspended rain gutter

made from aluminium and stainless steel,
1 piece per spoke required.

with 1 eyelet screw and
1 stainless steel angle, left

art. no. **SA150**

with 1 eyelet screw and
1 stainless steel angle, right

art. no. **SA151**

with 2 eyelet screw and
2 stainless steel angles

art. no. **SA152**



Length extension of centre pole

State required additional length in cm (max. 50 cm).

Shortening of centre pole

Length on request, dependent on parasol size.

Frame paint finish


Please state colour of powder-coating in RAL.

Canopy covering MayTex-PVC

approx. 480 g/m² ± 5%.

Side sheets

Textile in MayTex-Poly, see page 218 onwards.



Side sheets



Mountable high table around your MAY parasol

Provide your guests a high table for drinks or an ash tray. An outdoor meeting point for social gatherings of small groups. Mounted to the centre pole, you can simply expand your service area as there is no extra table leg required. Positioned at a height of 70 cm and combined with seating, the table optimally complements your service area. Therefore, you make use of the full capacity of the space available.

Benefits

- additional standing room directly below the parasol
- can be mounted at any height
- retrofittable
- two-piece design, therefore easily dismantled in the evenings
- extremely robust, high quality material (HPL)



Mounting

Two rustproof aluminium half shells are screwed to the centre pole and remain at the parasol permanently. The two table plates are simply attached and fixed. If applicable, the table plates can be mounted and demounted daily. Therefore, even parasols with very long spokes may be closed daily and the standard protective cover can be slipped over. The high table can be retrofitted to an existing parasol.

Instructions: may.ag/357453_en.pdf

Dimensions

The table plate outer diameter is 60 cm and the thickness of the plate is 13 mm.

Colours

White decor; suitable for frame colour RAL 9010

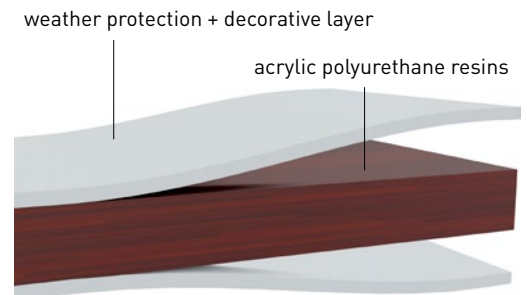
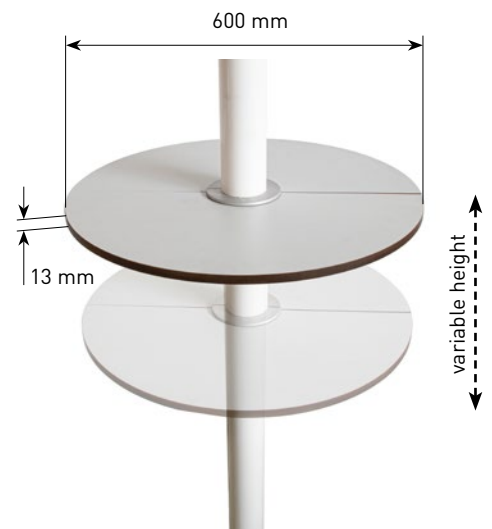
Grey decor; suitable for frame colour RAL 9006

Material

The table plates are extremely durable and designed for outdoor use. The basic material is a high pressure laminate plate (HPL), made of solid melamine resin and therefore is extremely weather-resistant. The fixture is made of aluminium, anodised EV1.

Care

The table plates can be cleaned easily. Clear, warm water, soap and a sponge are adequate for regular stain.



Mountable high table in white art-no. 357453

Mountable high table in grey art-no. 357454



PLAY- SCHOOL PARASOL



Example of a playschool parasol

Brochure download at:
www.may-online.com/en/catalogue-download

Special model: Playschool parasol Ø 5 m

The colourful, multi-design canopy coverings consist of different, randomly selected segments. Thus each parasol is unique and offers fun and variety on any kids' playground. Only available in size Ø 5 m, MayTex-Acryl, with valance.

Frame finish:

RAL 9010 pure white

art. no. **SG5000 K001**

Frame finish:

RAL 9006 white aluminium

art. no. **SG5000 K002**



Impact protection for parasol mast

Make sure that the children's playing area is safe. Without safety precautions, carefree romping around may lead to tears. The soft material protects from painful bumps up to a height of 90 cm. If correctly mounted, our protective padding also covers the anchor tube. The vertical connection is fully fastened by hook-and-loop fastener. Therefore, the impact protection is optimally adapted to the parasol mast and so helps to minimize hard edges and corners that may lead to abrasions. Made from MayTex-PVC, available in all PVC colours of our cloth collection.

art. no. **350268**

SCHATTELLO ACCESSORIES



SCHATTELLO Ø 5.0 m
MayTex-Acryl SA 314 763 bordeaux alternating with SA 314 347 ruby

Lubricant LubriMay 13

for threaded spindle, content: 100 g.

art. no. **350652**



CleanoMay 13

This highly efficient cleaning concentrate removes grease, oil, coal, rust as well as other stubborn stains on your parasol canopy covering or frame. It can also serve to clean machines, kitchens (recognised as safe for foodstuffs by the Fresenius Institute), barbeque grills, tarpaulins and plastics. Moreover, CleanoMay 13 is non-toxic, biodegradable, non-flammable and non-corroding. 1 litre concentrate yields 26 litres liquid cleanser.

art. no. **350848**



Substitute canopy covering

An occasional change of canopy covering can give your patio a completely new flair.

Instructions: may.ag/100103_en.pdf







SCHATTELLO 4.0 x 4.0 m
MayTex-Poly M9816 sand
















SCHATTELLO 3.0 x 3.0 m
MayTex-Acryl SA 314 763 bordeaux



Electric kits

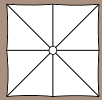
Below you will find a list of our range of all-in kits on offer.

Choose a parasol and one of the kits listed. From page 204 onwards you will find more information on the individual kit components. The kits can, however, only be applied in combination with installation option SZ127, SZ131, SZ150, SZ186, SZ194, SZ210, SZ241, SZ243, SZ273 or SZ275. We recommend 2 lights and 2 heaters for parasols with an area of up to 16 m². For larger-size parasols 4 lights and 4 heaters will be necessary.

	Article no.	Ø 3.0 m	Ø 3.5 m	Ø 4.0 m ¹⁾	Ø 4.5 m	Ø 5.0 m	Ø 5.5 m	Ø 6.0 m 8 panels	Ø 6.0 m 12 panels	
	LED-Lighting warm white									
	Kit S 2LED	350943	•	•	•	•	•	•	•	
	Kit S 4LED	350944	•	•	•	•	•	•	•	
	Kit S 6LED	350988	•	•	•	•	•	•	•	
	LED-Lighting RGB-warm white									
	Kit S 2RGB	352960	•	•	•	•	•	•	•	
	Kit S 4RGB	352961	•	•	•	•	•	•	•	
	Kit S 6RGB	352962	•	•	•	•	•	•	•	
	Infrared heaters									
	Kit S 0 2A	 351490						•	•	
	Kit S 0 4A	351491						•	•	
	Kit S 0 2Z	 351492	•	•		•	•	•	•	
Kit S 0 4Z	351493	•	•		•	•	•	•		
 	Infrared heaters + LED-Lighting warm white									
	Kit S 4LED 2A	 350953						•	•	
	Kit S 4LED 4A	350954						•	•	
	Kit S 4LED 2Z	 350955	•	•		•	•	•	•	
	Kit S 4LED 4Z	350956	•	•		•	•	•	•	
 	Infrared heaters + LED-Lighting RGB-warm white									
	Kit S 4RGB 2A	 352970						•	•	
	Kit S 4RGB 4A	352971						•	•	
	Kit S 4RGB 2Z	 352972	•	•		•	•	•	•	
	Kit S 4RGB 4Z	352973	•	•		•	•	•	•	

¹⁾ Infrared heater not feasible with standard packages. Special solution, see instructions: may.ag/353003_en.pdf

²⁾ Covering „without valance“ feasible. Not feasible for covering „with valance“.



Article no.

3.0 x 3.0 m

3.5 x 3.5 m

4.0 x 4.0 m

4.5 x 4.5 m

5.0 x 5.0 m



LED-Lighting warm white

Kit S 2LED	350943	•	•	•	•	•
Kit S 4LED	350944	•	•	•	•	•
Kit S 6LED	350988	•	•	•	•	•





LED-Lighting RGB-warm white

Kit S 2RGB	352960	•	•	•	•	•
Kit S 4RGB	352961	•	•	•	•	•
Kit S 6RGB	352962	•	•	•	•	•





Infrared heaters

Kit S 0 2A	 351490			• 2]	•	•
Kit S 0 4A	351491			• 2]	•	•
Kit S 0 2Z	 351492	•	•	•	•	•
Kit S 0 4Z	351493	•	•	•	•	•





Infrared heaters + LED-Lighting warm white


Kit S 4LED 2A	 350953			• 2]	•	•
Kit S 4LED 4A	350954			• 2]	•	•
Kit S 4LED 2Z	 350955	•	•	•	•	•
Kit S 4LED 4Z	350956	•	•	•	•	•







Infrared heaters + LED-Lighting RGB-warm white




Kit S 4RGB 2A	 352970			• 2]	•	•
Kit S 4RGB 4A	352971			• 2]	•	•
Kit S 4RGB 2Z	 352972	•	•	•	•	•
Kit S 4RGB 4Z	352973	•	•	•	•	•




	Article no.	2.0 x 3.0 m	2.0 x 4.0 m	2.5 x 3.0 m	2.5 x 3.5 m	2.5 x 4.0 m	2.5 x 5.0 m	3.0 x 3.5 m	3.0 x 4.0 m	3.0 x 4.5 m	3.0 x 5.0 m	3.0 x 6.0 m	3.5 x 4.0 m	3.5 x 4.5 m	3.5 x 5.0 m
---	-------------	-------------	-------------	-------------	-------------	-------------	-------------	-------------	-------------	-------------	-------------	-------------	-------------	-------------	-------------

	LED-Lighting warm white															
Kit S 2LED	350943	•	•	•	•	•	•	•	•	•	•	•	•	•	•	•
Kit S 4LED	350944	•	•	•	•	•	•	•	•	•	•	•	•	•	•	•
Kit S 6LED	350988	•	•	•	•	•	•	•	•	•	•	•	•	•	•	•


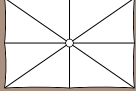
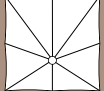
	LED-Lighting RGB-warm white															
Kit S 2RGB	352960	•	•	•	•	•	•	•	•	•	•	•	•	•	•	•
Kit S 4RGB	352961	•	•	•	•	•	•	•	•	•	•	•	•	•	•	•
Kit S 6RGB	352962	•	•	•	•	•	•	•	•	•	•	•	•	•	•	•


	Infrared heaters															
Kit S 0 2A	 351490						•				•	•	•			•
Kit S 0 4A	351491						•				•	•	• 2)			•
Kit S 0 2Z	 351492	•	•	•	•	•	•	•	•	•	•		•	•	•	
Kit S 0 4Z	351493			•		•		•	•	•	•		•			




	Infrared heaters + LED-Lighting warm white															
Kit S 4LED 2A	 350953						•				•	•	•			•
Kit S 4LED 4A	350954						•				•	•	• 2)			•
Kit S 4LED 2Z	 350955	•	•	•	•	•	•	•	•	•	•		•	•	•	
Kit S 4LED 4Z	350956			•		•		•	•	•	•		•			





	Infrared heaters + LED-Lighting RGB-warm white															
Kit S 4RGB 2A	 352970						•				•	•	•			•
Kit S 4RGB 4A	352971						•				•	•	• 2)			•
Kit S 4RGB 2Z	 352972	•	•	•	•	•	•	•	•	•	•		•	•	•	
Kit S 4RGB 4Z	352973			•		•		•	•	•	•		•			





²⁾ Covering „without valance“ feasible. Not feasible for covering „with valance“.

		Article no.	4.0 x 4.5 m	4.0 x 5.0 m	4.0 x 6.0 m	4.5 x 5.0 m	4.5 x 5.5 m		3.0 x 3.0 m	3.5 x 3.5 m	1.5 x 3.0 m	2.0 x 4.0 m	2.5 x 3.5 m	3.0 x 4.0 m
	LED-Lighting warm white													
	Kit S 2LED	350943	•	•	•	•	•		•	•	•	•	•	•
	Kit S 4LED	350944	•	•	•	•	•		•	•	•	•	•	•
	Kit S 6LED	350988	•	•	•	•	•		•	•			•	•

	LED-Lighting RGB-warm white													
	Kit S 2RGB	352960	•	•	•	•	•		•	•	•	•	•	•
	Kit S 4RGB	352961	•	•	•	•	•		•	•	•	•	•	•
	Kit S 6RGB	352962	•	•	•	•	•		•	•			•	•

	Infrared heaters													
	Kit S 0 2A	 351490	•	•	•	•	•			•			•	•
	Kit S 0 4A	351491	•	•	•	•	•							
	Kit S 0 2Z	 351492	•		•	•	•		•	•	•	•	•	•
	Kit S 0 4Z	351493	•		•	•	•							

	Infrared heaters + LED-Lighting warm white													
	Kit S 4LED 2A	 350953	•	•	•	•	•			•			•	•
	Kit S 4LED 4A	350954	•	•	•	•	•							
	Kit S 4LED 2Z	 350955	•		•	•	•		•	•	•	•	•	•
	Kit S 4LED 4Z	350956	•		•	•	•							

	Infrared heaters + LED-Lighting RGB-warm white													
	Kit S 4RGB 2A	 352970	•	•	•	•	•			•			•	•
	Kit S 4RGB 4A	352971	•	•	•	•	•							
	Kit S 4RGB 2Z	 352972	•		•	•	•		•	•	•	•	•	•
	Kit S 4RGB 4Z	352973	•		•	•	•							

LED lighting warm white



To dim the LED bar warm white by smart phone or radio transmitter order the Bluetooth remote dimmer art. no. 352888 and the Bluetooth remote control sender art. no. 352890 see page 212, if applicable.

These packages can be combined with a maximum of one of the following options:

- USB charging station
- loudspeaker

Kit S 2LED art. no. 350943

230 V connection: wiring diagram: may.ag/plan353205.pdf

Kit consists of:	quantity	art. no.
W-MAY 3-pole plug connector	1	352422
Power supply within centre pole	1	354522
Electrical harness	1	350933
Power supply unit (PSU) for max. 6 LED bars, integrated in parasol	1	351920
LED bar, warm white, without spot optics	2	352187

Kit S 4LED art. no. 350944

230 V connection: wiring diagram: may.ag/plan353205.pdf

Kit consists of:	quantity	art. no.
W-MAY 3-pole plug connector	1	352422
Power supply within centre pole	1	354522
Electrical harness	1	350933
Power supply unit (PSU) for max. 6 LED bars, integrated in parasol	1	351920
LED bar, warm white, without spot optics	4	352187

Kit S 6LED art. no. 350988

230 V connection: wiring diagram: may.ag/plan353205.pdf

Kit consists of:	quantity	art. no.
W-MAY 3-pole plug connector	1	352422
Power supply within centre pole	1	354522
Electrical harness	1	350933
Power supply unit (PSU) for max. 6 LED bars, integrated in parasol	1	351920
LED bar, warm white, without spot optics	6	352187

LED lighting RGB-ww (colours & warmwhite)



LED-bar RGB-ww (colours and warmwhite):
Information on colour control
and dimming by smartphone
or Bluetooth remote control sender
art. no. 352890, see page 212.

These packages can be combined with a
maximum of one of the following options:

- USB charging station
- loudspeaker

Kit S 2RGB art. no. 352960

230 V connection: wiring diagram: may.ag/plan353205.pdf

Kit consists of:	quantity	art. no.
W-MAY 3-pole plug connector	1	352422
Power supply within centre pole	1	354522
Electrical harness	1	350933
Power supply unit (PSU) for max. 6 LED bars, integrated in parasol	1	351920
Bluetooth remote dimmer v16-9	1	352888
LED-bar RGB-ww (colours and warmwhite)	2	353925

Kit S 4RGB art. no. 352961

230 V connection: wiring diagram: may.ag/plan353205.pdf

Kit consists of:	quantity	art. no.
W-MAY 3-pole plug connector	1	352422
Power supply within centre pole	1	354522
Electrical harness	1	350933
Power supply unit (PSU) for max. 6 LED bars, integrated in parasol	1	351920
Bluetooth remote dimmer v16-9	1	352888
LED-bar RGB-ww (colours and warmwhite)	4	353925

Kit S 6RGB art. no. 352962

230 V connection: wiring diagram: may.ag/plan353205.pdf

Kit consists of:	quantity	art. no.
W-MAY 3-pole plug connector	1	352422
Power supply within centre pole	1	354522
Electrical harness	1	350933
Power supply unit (PSU) for max. 6 LED bars, integrated in parasol	1	351920
Bluetooth remote dimmer v16-9	1	352888
LED-bar RGB-ww (colours and warmwhite)	6	353925

Infrared heaters



In standard cases these kits are firmly connected with the underground cable.

Alternatively, plug connector art. no. 200581 can be used.

These packages can be combined with a maximum of one of the following options:

- USB charging station
 - loudspeaker
 - timer switch

Kit S 0 2A art. no. 351490

400 V connection: wiring diagram: may.ag/plan353211.pdf

Kit consists of:	quantity	art. no.
Power supply within centre pole	1	354526
Electrical harness	1	200565
Automatic restart protector	1	202051
Cabling, long (only possible along diagonal spokes)	2	200579
Swivelling holder	2	202040
Infrared heater (RAL 9010 or 9006)	2	200430

Kit S 0 4A art. no. 351491

400 V connection: wiring diagram: may.ag/plan353212.pdf

Kit consists of:	quantity	art. no.
Power supply within centre pole	1	354526
Electrical harness	1	200565
Automatic restart protector	1	202051
Cabling, long (only possible along diagonal spokes)	4	200579
Swivelling holder	4	202040
Infrared heater (RAL 9010 or 9006)	4	200430

Kit S 0 2Z art. no. 351492

400 V connection: wiring diagram: may.ag/plan353211.pdf

Kit consists of:	quantity	art. no.
Power supply within centre pole	1	354526
Electrical harness	1	200565
Automatic restart protector	1	202051
Cabling, short (please state position intended)	2	200585
Swift-fold spar	2	200578
Infrared heater (RAL 9010 or 9006)	2	200430

Kit S 0 4Z art. no. 351493

400 V connection: wiring diagram: may.ag/plan353212.pdf

Kit consists of:	quantity	art. no.
Power supply within centre pole	1	354526
Electrical harness	1	200565
Automatic restart protector	1	202051
Cabling, short (please state position intended)	4	200585
Swift-fold spar	4	200578
Infrared heater (RAL 9010 or 9006)	4	200430

Infrared heaters + LED lighting warm white



In standard cases these kits are firmly connected with the underground cable. Alternatively, plug connector art. no. 200581 can be used.

To dim the LED bar warm white by smart phone or radio transmitter, order the Bluetooth remote dimmer art. no. 352888 and the Bluetooth remote control sender art. no. 352890 see page 212, if applicable.

These packages can be combined with a maximum of one of the following options:

- USB charging station
 - loudspeaker
 - timer switch



Kit S 4LED 2A art. no. 350953

400 V connection: wiring diagram: may.ag/plan353209.pdf

Kit consists of:	quantity	art. no.
Power supply within centre pole	1	354526
Electrical harness	1	200565
Automatic restart protector	1	202051
Cabling, long (only possible along diagonal spokes)	2	200579
Swivelling holder	2	202040
Infrared heater (RAL 9010 or 9006)	2	200430
Power supply unit (PSU) for max. 6 LED bars, integrated in parasol	1	351920
LED bar, warm white, without spot optics	4	352187

Kit S 4LED 4A art. no. 350954

400 V connection: wiring diagram: may.ag/plan353210.pdf

Kit consists of:	quantity	art. no.
Power supply within centre pole	1	354526
Electrical harness	1	200565
Automatic restart protector	1	202051
Cabling, long (only possible along diagonal spokes)	4	200579
Swivelling holder	4	202040
Infrared heater (RAL 9010 or 9006)	4	200430
Power supply unit (PSU) for max. 6 LED bars, integrated in parasol	1	351920
LED bar, warm white, without spot optics	4	352187

Kit S 4LED 2Z art. no. 350955

400 V connection: wiring diagram: may.ag/plan353209.pdf

Kit consists of:	quantity	art. no.
Power supply within centre pole	1	354526
Electrical harness	1	200565
Automatic restart protector	1	202051
Cabling, short (please state position intended)	2	200585
Swift-fold spar	2	200578
Infrared heater (RAL 9010 or 9006)	2	200430
Power supply unit (PSU) for max. 6 LED bars, integrated in parasol	1	351920
LED bar, warm white, without spot optics	4	352187

Kit S 4LED 4Z art. no. 350956

400 V connection: wiring diagram: may.ag/plan353210.pdf

Kit consists of:	quantity	art. no.
Power supply within centre pole	1	354526
Electrical harness	1	200565
Automatic restart protector	1	202051
Cabling, short (please state position intended)	4	200585
Swift-fold spar	4	200578
Infrared heater (RAL 9010 or 9006)	4	200430
Power supply unit (PSU) for max. 6 LED bars, integrated in parasol	1	351920
LED bar, warm white, without spot optics	4	352187

Infrared heaters + LED lighting RGB-ww (colours & warmwhite)



In standard cases these kits are firmly connected with the underground cable.

Alternatively, plug connector art. no. 200581 can be used.

LED-bar RGB-ww (colours and warmwhite):

Information on colour control and dimming by smartphone or Bluetooth remote control sender art. no. 352890, see page 212.

These packages can be combined with a maximum of one of the following options:

- USB charging station
- loudspeaker
- timer switch

Kit S 4RGB 2A art. no. 352970

400 V connection: wiring diagram: may.ag/plan353209.pdf

Kit consists of:	quantity	art. no.
Power supply within centre pole	1	200369
Electrical harness	1	200565
Automatic restart protector	1	202051
Cabling, long (only possible along diagonal spokes)	2	200579
Swivelling holder	2	202040
Infrared heater (RAL 9010 or 9006)	2	200408
Power supply unit (PSU) for max. 6 LED bars, integrated in parasol	1	351920
Bluetooth remote dimmer v16-9	1	352888
LED-bar RGB-ww (colours and warmwhite)	4	353925

Kit S 4RGB 4A art. no. 352971

400 V connection: wiring diagram: may.ag/plan353210.pdf

Kit consists of:	quantity	art. no.
Power supply within centre pole	1	354526
Electrical harness	1	200565
Automatic restart protector	1	202051
Cabling, long (only possible along diagonal spokes)	4	200579
Swivelling holder	4	202040
Infrared heater (RAL 9010 or 9006)	4	200430
Power supply unit (PSU) for max. 6 LED bars, integrated in parasol	1	351920
Bluetooth remote dimmer v16-9	1	352888
LED-bar RGB-ww (colours and warmwhite)	4	353925

Kit S 4RGB 2Z art. no. 352972

400 V connection: wiring diagram: may.ag/plan353209.pdf

Kit consists of:	quantity	art. no.
Power supply within centre pole	1	354526
Electrical harness	1	200565
Automatic restart protector	1	202051
Cabling, short (please state position intended)	2	200585
Swift-fold spar	2	200578
Infrared heater (RAL 9010 or 9006)	2	200430
Power supply unit (PSU) for max. 6 LED bars, integrated in parasol	1	351920
Bluetooth remote dimmer v16-9	1	352888
LED-bar RGB-ww (colours and warmwhite)	4	353925

Kit S 4RGB 4Z art. no. 352973

400 V connection: wiring diagram: may.ag/plan353210.pdf

Kit consists of:	quantity	art. no.
Power supply within centre pole	1	354526
Electrical harness	1	200565
Automatic restart protector	1	202051
Cabling, short (please state position intended)	4	200585
Swift-fold spar	4	200578
Infrared heater (RAL 9010 or 9006)	4	200430
Power supply unit (PSU) for max. 6 LED bars, integrated in parasol	1	351920
Bluetooth remote dimmer v16-9	1	352888
LED-bar RGB-ww (colours and warmwhite)	4	353925

SCHATTELLO ACCESSORIES



SCHATTELLO 4.5 x 4.5 m
MayTex-Acryl DA 8203 basalt grey





SCHATTELLO 5.0 x 5.0 m
MayTex-Poly M9823 ivory

SCHATTELLO – mobile installation options

Full frame pedestals for 1 set of concrete slabs

Full frame pedestal

frame size 103 × 111 cm, total height 29 cm, height of frame **x** = 5 cm, for 6- and 8-segment parasols, galvanized, weight approx. 30 kg. For 1 set of standard concrete slabs 50 × 50 × 5 cm.
Instructions: may.ag/SZ411_en.pdf


art. no. **SZ411**



Full frame pedestal with 4 rubber diagonal support levelling screws

frame size 103 × 111 cm, total height min. 32 cm, max. 36 cm, for 6- and 8-segment parasols, galvanized, weight approx. 30 kg.
For 1 set of standard concrete slabs 50 × 50 × 5 cm.
Instructions: may.ag/SZ412_en.pdf



art. no. **SZ412**



Full frame pedestal on wheels

with rubber heavy-duty rollers and fixing brakes, frame size 103 × 111 cm, total height 36 cm, diameter of rollers 5 cm, for 6- and 8-segment parasols, galvanized, weight approx. 31 kg.
For 1 set of standard concrete slabs 50 × 50 × 5 cm.
Attention: wind sensitive!
Instructions: may.ag/SZ414_en.pdf

art. no. **SZ414**



SCHATTELLO – mobile installation options

Heavy-duty wheels Ø 15 cm

wheel diameter 15 cm, for uneven surfaces. Rubber, with fixing brakes, loading capacity 110 kg/wheel. suitable for SZ414 and SZ205.

For orders with full frame pedestal

art. no. **351498**

For retrofitting


art. no. **351499**

Full frame pedestal on feet

for forklift or lift truck transport, frame size 103 × 111 cm, foot height **y** = 10 cm, for 6- and 8-segment parasols, galvanized, weight approx. 30 kg. For 1 set of standard concrete slabs 50 × 50 × 5 cm.

Instructions: may.ag/SZ420_en.pdf

art. no. **SZ420**



Frame pedestal cover plate

stainless steel 1.4310, fits for SZ411, SZ412, SZ414 and SZ420.

For retrofitting.

art. no. **200906**



SZ412 with 200906

SCHATTELLO – mobile installation options

Full frame pedestals for 2 sets of concrete slabs

Full frame pedestal

frame size 103 × 103 cm, total height 34 cm, height of frame **x** = 5 cm, galvanized, weight approx. 28 kg. For 2 sets of standard concrete slabs 50 × 50 × 5 cm.

art. no. **SZ201**



Full frame pedestal

with rubber diagonal support levelling screws, frame size 103 × 103 cm, total height min. 37 cm, max. 41 cm, galvanized, weight approx. 29 kg. For 2 sets of standard concrete slabs 50 × 50 × 5 cm.

art. no. **SZ203**



Full frame pedestal on wheels

with rubber heavy-duty rollers and fixing brakes, frame size 103 × 103 cm, total height 41 cm, diameter of rollers 5 cm, galvanized, weight approx. 29 kg. For 2 sets of standard concrete slabs 50 × 50 × 5 cm. Attention: wind sensitive!

art. no. **SZ205**



Gabion basket

Base 50 × 50 cm, height 42 cm, hot-dip galvanized steel, weight 7.2 kg, suitable for SZ411, SZ412, SZ420, SZ201 and SZ203.
For retrofit. Further information on page 236.
Instructions: may.ag/357885_en.pdf

art. no. **357885**



Seat plate

Base 50 × 50 cm, HPL grey decor, including 4 stainless steel screws.

art. no. **357890**





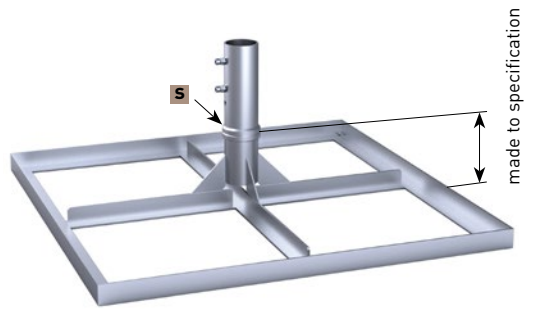
SCHATTELLO Ø 4.0 m
MayTex-Acryl SA 314 143 mallow
without valance, 4 gabion baskets
with seat plate

SCHATTELLO – mobile installation options

Full frame pedestal

customized height to fit patio surface, frame size 103 × 103 cm, screw-off upper part, for 6- and 8-segment parasols, galvanized, weight approx. 29 kg, incl. top plate for winter protection. For 1 set of standard concrete slabs 50 × 50 × 5 cm, **s** = Ø 10 cm.
Instructions: may.ag/SZ208_en.pdf



art. no. **SZ208**



Full frame pedestal with placement hinge

customized height to fit patio surface, frame size 103 × 103 cm, screw-off upper part, galvanized, weight approx. 32 kg, incl. top plate for winter protection. For 1 set of standard concrete slabs 50 × 50 × 5 cm, **v** = bore for power cable through centre post Ø 7 cm, **x** = 16 cm, **y** = 17.5 cm.
Instructions: may.ag/SZ210_en.pdf

art. no. **SZ210**



SCHATTELLO – mobile installation options

Concrete slabs

1 set = 4 slabs, each 50 × 50 × 5 cm, weight per slab: approx. 31 kg,
total weight approx. 124 kg.

art. no. **XZ50**



Steel plates with cut off edge

1 set = 4 slabs, each 50 × 50 × 1.2 cm. Cut off edge 70 mm x 45°.

Weight per slab: approx. 29 kg, total weight approx. 116 kg.

art. no. **XZ51**



SCHATTELLO – mobile installation options

Free-standing base plate 12 mm

for parasols up to 21 m² in size, to be screwed together on site, heaviest component approx. 50 kg, base plate size 147 × 147 cm, steel plate thickness **x** = 12 mm, galvanized, weight approx. 213 kg.

Instructions: may.ag/SZ272_en.pdf

art. no. **SZ272**



Free-standing base plate 15 mm

for parasols from 21 m² in size, to be screwed together on site, heaviest component approx. 63 kg, base plate size 147 × 147 cm, steel plate thickness **x** = 15 mm, galvanized, weight approx. 263 kg. Instructions: may.ag/SZ274_en.pdf


art. no. **SZ274**

Base plate with placement hinge 12 mm

for parasols up to 21 m² in size, to be screwed together on site, heaviest component approx. 50 kg, base plate size 147 × 147 cm, v = bore for power cable through centre post Ø 7 cm, steel plate thickness **x** = 12 mm, galvanized, weight approx. 214 kg.

Instructions: may.ag/SZ272_en.pdf

art. no. **SZ273**



Base plate with placement hinge 15 mm

for parasols from 21 m² in size, to be screwed together on site, heaviest component approx. 63 kg, base plate size 147 × 147 cm, v = bore for power cable through centre post Ø 7 cm, steel plate thickness **x** = 15 mm, galvanized, weight approx. 264 kg.


Instructions: may.ag/SZ275_en.pdf

art. no. **SZ275**

Flange plate

with slot hole, suitable for SZ273 and SZ275 to be able to run the electric cables between the steel plates.

art. no. **357172**



Anti-slip mat

1 set = 4 pieces 73 × 73 cm each, suitable for the steel plates of the installation options SZ272, SZ273, SZ274, SZ275, SZ240, SZ241, SZ242 and SZ243. Increases the coefficient of friction between steel plate and floor covering (wood, concrete slabs, asphalt), and therefore reduces the risk of slipping during windy weather. Colour black, **x** = 3 mm.

art. no. **352789**



SCHATTELLO

INSTALLATION
OPTIONS



SCHATTELLO 4.0 x 4.0 m
Dickson Orchestra 3914 red

SCHATTELLO – stationary installation options

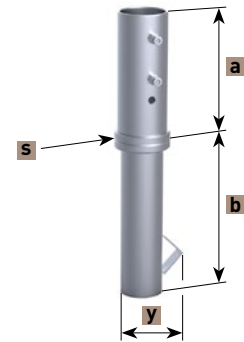
Anchor tube to be embedded in concrete

2 pieces, screw-off upper part, for 6- and 8-segment parasols, galvanized, weight approx. 7 kg, incl. top plate for winter protection.

a = 22 cm, **b** = 29 cm, **s** = Ø 10 cm, **y** = 16 cm.

Instructions: may.ag/SZ118_en.pdf

art. no. **SZ118**





Anchor tube to be embedded in concrete

identical with SZ118, stainless steel (1.4571).

Instructions: may.ag/352453_en.pdf

art. no. **352453**



SZ118 options:

Drainage unit


easy on-site installation, plastic material.

art. no. **357488**



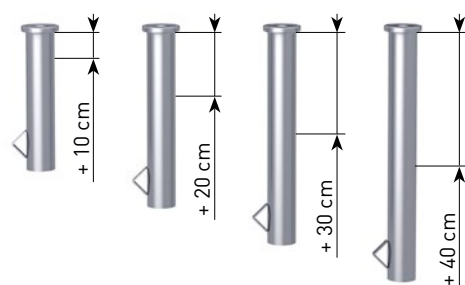
galvanized

SZ118 upper anchor tube, extra length



Instructions: may.ag/extralength.pdf

SZ118 lower anchor tube, extra length



SZ118 options: galvanized with additional powder-coating


Standard length



RAL 9010 RAL 9006 RAL 8019 RAL 7016


Instructions: may.ag/extralength.pdf

Extra length + 10 cm




RAL 9010 RAL 9006 RAL 8019 RAL 7016

Extra length + 20 cm



RAL 9010 RAL 9006 RAL 8019 RAL 7016

Extra length + 30 cm



RAL 9010 RAL 9006 RAL 8019 RAL 7016

Extra length + 40 cm



RAL 9010 RAL 9006 RAL 8019 RAL 7016



SCHATTELLO 5.0 × 5.0 m
MayTex-Poly M9823 ivory
without valance

SCHATTELLO – stationary installation options

Anchor tube to be embedded in concrete with placement hinge

2 pieces, screw-off upper part, galvanized, weight approx. 11 kg, incl. top plate for winter protection.

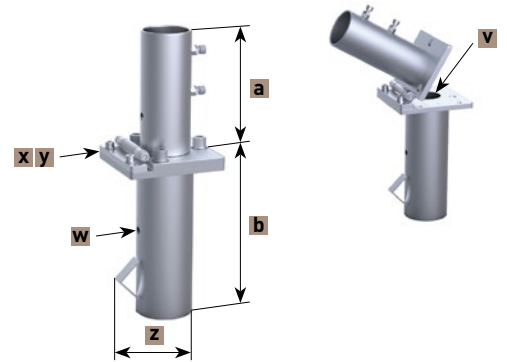
v = bore for power cable through centre post \varnothing 7 cm.

w = bore hole for underground cable \varnothing 1.3 cm.

a = 23 cm, **b** = 28 cm, **x** = 16 cm, **y** = 17.5 cm, **z** = 15 cm.

Instructions: may.ag/SZ150_en.pdf

art. no. **SZ150**





Anchor tube to be embedded in concrete with placement hinge

identical with SZ150, stainless steel (1.4571).

Instructions: may.ag/356215_en.pdf

art. no. **356215**



SZ150 options:

Cover for SZ150 upper part

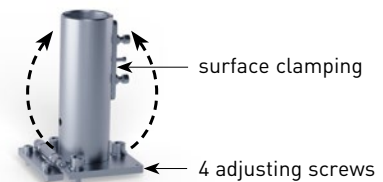
The solid cover ensures an appealing appearance. Made of aluminium, available in the colours RAL9010, 9006, 8019 and 7016.

art. no. **353163**



SZ150 upper anchor tube with tilt adjustment + surface clamping

art. no. **351500**



Drainage unit

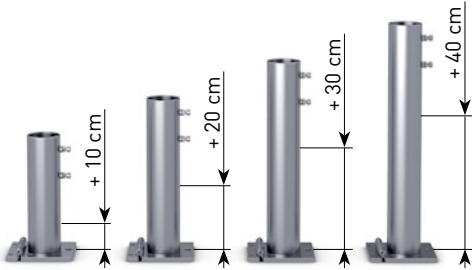
easy on-site installation, plastic material.

art. no. **357491**

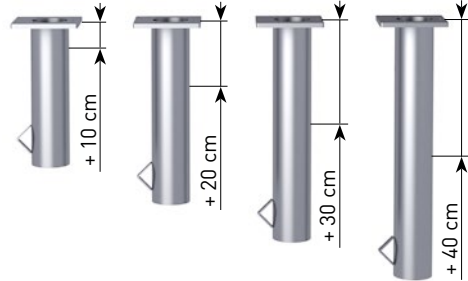


SZ150 options: galvanized

SZ150 upper anchor tube, extra length



SZ150 lower anchor tube, extra length



Instructions: may.ag/extralength.pdf

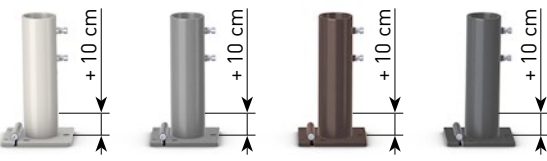
galvanized with additional powder-coating

Standard length



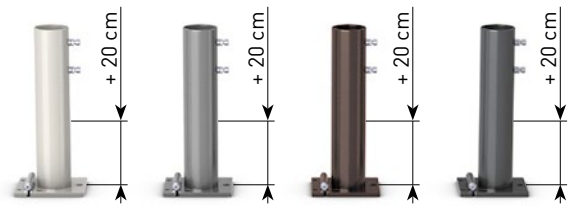
RAL 9010 RAL 9006 RAL 8019 RAL 7016

Extra length + 10 cm




RAL 9010 RAL 9006 RAL 8019 RAL 7016

Extra length + 20 cm



RAL 9010 RAL 9006 RAL 8019 RAL 7016

Extra length + 30 cm



RAL 9010 RAL 9006 RAL 8019 RAL 7016

Extra length + 40 cm



RAL 9010 RAL 9006 RAL 8019 RAL 7016

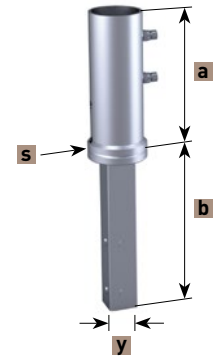
SCHATTELLO – stationary installation options

Anchor tube to be embedded in concrete

for an existing foundation with a bore hole of min. \varnothing 71 mm,
2 pieces, screw-off upper part, for 6- and 8-segment parasols.
Bore hole filled with grouting or epoxy resin to fix lower part of
anchor tube. Existing foundation must be adequate in size for the
designated parasol. Galvanized, weight approx. 5 kg, lower tube
square, incl. top plate for winter protection, **a** = 22 cm, **b** = 29 cm,
s = \varnothing 10 cm, **y** = \square 5 cm.

Instructions: may.ag/SZ146_en.pdf

art. no. **SZ146**

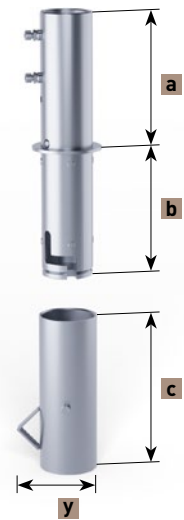


Anchor tube with removable upper part (plug-in connection), to be embedded in concrete

suitable for daily assembly and disassembly (no tools required),
two-piece anchor tube with bayonet connector, secured within the
ground tube by centring pin, hot-dip galvanized, top plate for winter
protection included, anchor tube weight: approx. 5.3 kg, upper
anchor tube weight: approx. 2.4 kg, **a** = 24 cm, **b** = 21 cm,
c = 28 cm, **y** = 14 cm.

Instructions: may.ag/SZ169_en.pdf

art. no. **SZ169**

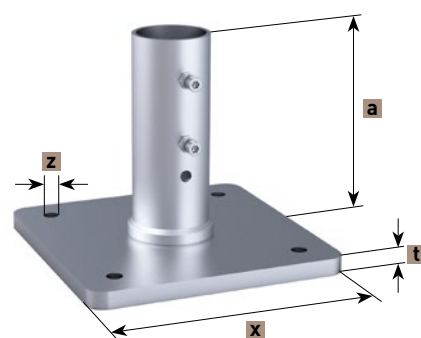


Dowel-anchored plate

2 pieces, screw-off upper part, for 6- and 8-segment parasols,
galvanized, weight approx. 14 kg, **a** = 22 cm, **x** = □ 30 cm,
t = 1.5 cm, **z** = Ø 1.8 cm.

Instructions: may.ag/SZ261_en.pdf

art. no. **SZ261**

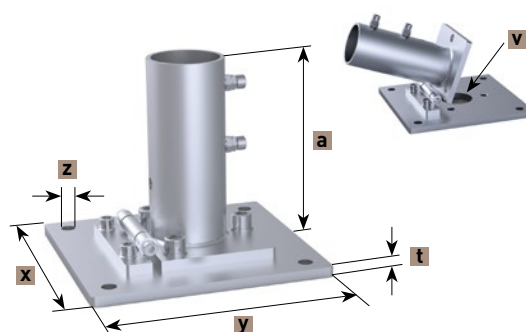


Dowel-anchored plate with placement hinge

galvanized, weight approx. 11.8 kg,
v = bore for power cable through centre post Ø 7 cm,
a = 23 cm, **x** = 26 cm, **y** = 27.5 cm, **t** = 1.2 cm, **z** = Ø 1.8 cm.

Instructions: may.ag/SZ131_en.pdf

art. no. **SZ131**



SCHATTELLO – stationary installation options



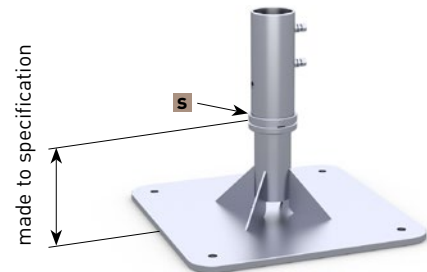
Dowel-anchored plate

customized height to fit patio surface, anchor plate 50 × 50 cm, screw-off upper part, for 6- and 8-segment parasols, galvanized, weight approx. 32 kg, incl. top plate for winter protection,

s = Ø 10 cm.

Instructions: may.ag/SZ129_en.pdf

art. no. **SZ129**



Dowel-anchored plate with placement hinge




customized height to fit patio surface, anchor plate 50 × 50 cm, screw-off upper part, galvanized, weight approx. 33 kg, incl. top plate for winter protection.

v = bore for power cable through centre post Ø 7 cm,

x = 16 cm, **y** = 17.5 cm.

Instructions: may.ag/SZ127_en.pdf

art. no. **SZ127**



SCHATTELLO – stationary installation options

Flat-roof dowel-anchored plate with placement hinge

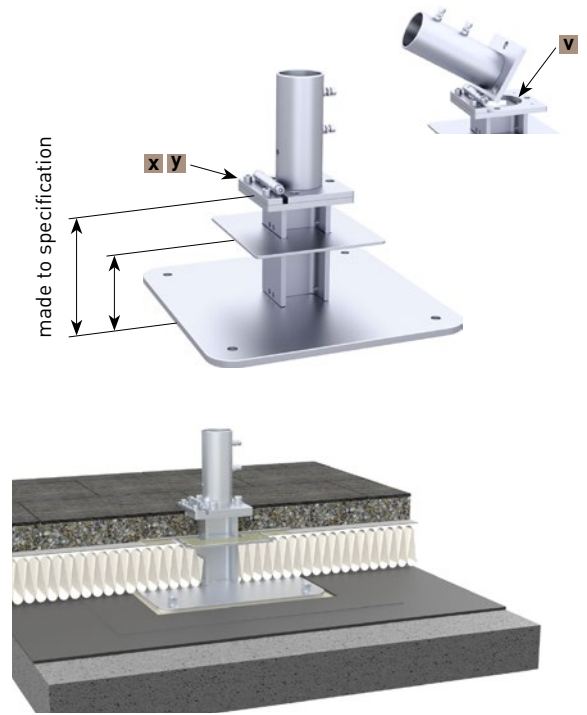

externally insulated roof system, system-conform flat roof connection with liquid plastic, customized height to fit flat roof surface, dowel plate 50 × 50 cm, screw-off upper part, galvanized, weight approx. 38 kg, incl. top plate for winter protection.

v = bore for power cable through centre post Ø 7 cm,

x = 16 cm, **y** = 17.5 cm.

Instructions: may.ag/SZ186_en.pdf

art. no. **SZ186**



Flat-roof dowel-anchored plate with upper anchor tube

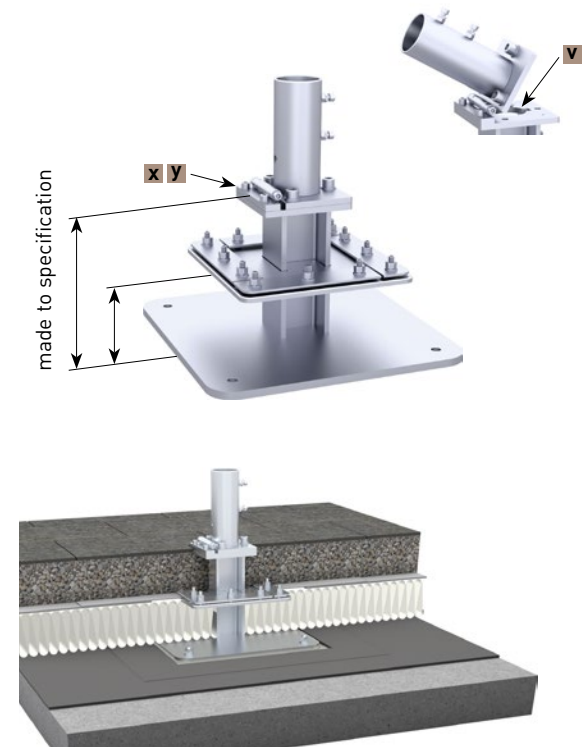

externally insulated roof system, loose-and-fixed flange assembly, bitumen waterproofing system and synthetic waterproofing material. Total height is determined by order to achieve the same level as the flat roof ground, dowelled plate 50 × 50 cm. Upper part removable, galvanized, weight approx. 37 kg, including top plate for winter protection.

v = bore for power cable through centre post Ø 7 cm,

x = 16 cm, **y** = 17.5 cm.

Instructions: may.ag/SZ194_en.pdf

art. no. **SZ194**




SCHATTELLO – stationary installation options

Wall bracket

galvanized, weight approx. 5.5 kg, ground plate 30 × 20 cm, **x** = 7 cm, **t** = 1 cm. Bottom end of centre pole is supported by the bottom of the tube. The height is changed by the measure **y** = 5 cm. This option only makes sense in case of low balustrades and ledges, otherwise the parasol will hit the wall. Instructions: [may.ag/RZ125_en.pdf](#)


art. no. **RZ125**



Wall pressure plate

fits for RZ125, galvanized; 30 × 20 cm; to be clamped onto the existing bars (only possible if these are very strong), bore holes for M16 stud bolts (not included in the delivery).

art. no. **352579**



Anchor bolt

bolt and nut, fits for SZ261, SZ131, SZ127, SZ129, SZ186 and SZ194; approved for cracked and non-cracked concrete B25 to B55 (old compressive strength classes) C20/25 to C50/60, (new EU classification), also suitable for concrete B15 and natural stone with dense structure. Concrete bore hole \varnothing 16 × 115 mm. in stainless steel A4. Package contains 4 bolts. European Technical Approval ETA-05/0069.

art. no. **200900**



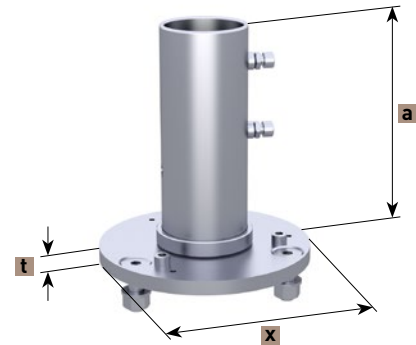
SCHATTELLO – stationary installation options

Ground screw anchor fixture

Upper anchor tube, suitable for ground screw KSF F 140x2100-M, Screw-in ground anchor not included in delivery, standard parts for screwing included, for 6- and 8-segment parasols, Hot-dip galvanized, weight approx. 6 kg, **a** = 26 cm, **x** = 22 cm, **t** = 1.5 cm, see page 238 for further information.

Instructions: may.ag/SZ329_en.pdf

art. no. **SZ329**




Screw-in ground anchor

ground screw with upper anchor tube, incl. standard parts, parts unscrewed on delivery, steel, for 6- and 8-segment parasols, galvanized acc. DIN EN ISO 1461, weight approx. 30 kg, delivered in two ready-to-assemble parts. See page 238 for further information.

Instructions: may.ag/SZ330_en.pdf

art. no. **SZ330**




Ground screw anchor fixture with placement hinge

Upper anchor tube, suitable for ground screw KSF F 140x2100-M, Screw-in ground anchor not included in delivery, standard parts for screwing included, hot-dip galvanized, weight approx. 22 kg,

v = bore for power cable through centre post \varnothing 7 cm, **x** = 32 cm, **y** = 29 cm, see page 238 for further information.

Instructions: may.ag/SZ349_en.pdf

art. no. **SZ349**



Ground screw anchor fixture with placement hinge


suitable for all sizes up to 28 m²; ground screw with upper anchor tube, incl. standard parts, parts unscrewed on delivery, steel, galvanized acc. DIN EN ISO 1461, weight approx. 46 kg, incl. top plate for winter protection. delivered in two ready-to-assemble parts.

v = bore for power cable through centre post \varnothing 7 cm.

For further information see page 238 onwards.

Instructions: may.ag/SZ350_en.pdf

art. no. **SZ350**

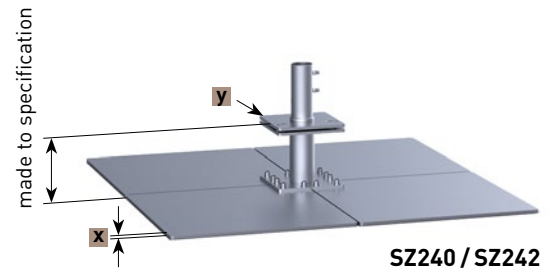


SCHATTELLO – stationary installation options

Base plate

customized height to fit patio surface, for parasols up to 21 m² in size, to be screwed together on site, heaviest component approx. 50 kg, base plate size 147 × 147 cm, steel plate thickness **x** = 12 mm, screw-off upper part, for 6- and 8-segment parasols, galvanized, weight approx. 224 kg, incl. top plate for winter protection, **y** = □ 28 cm.
Instructions: [may.ag/SZ240_en.pdf](#)


art. no. **SZ240**



Base plate

customized height to fit patio surface, for parasols from 21 m² in size, to be screwed together on site, heaviest component approx. 63 kg, base plate size 147 × 147 cm, steel plate thickness **x** = 15 mm, screw-off upper part, for 6- and 8-segment parasols, galvanized, weight approx. 274 kg, incl. top plate for winter protection, **y** = □ 28 cm.
Instructions: [may.ag/SZ242_en.pdf](#)

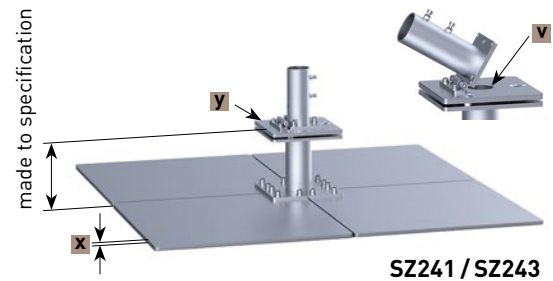
art. no. **SZ242**



Base plate with placement hinge

customized height to fit patio surface, for parasols up to 21 m² in size, to be screwed together on site, heaviest component approx. 50 kg, base plate size 147 × 147 cm, steel plate thickness **x** = 12 mm, screw-off upper part, galvanized, weight approx. 225 kg, incl. top plate for winter protection, **v** = bore for power cable through centre post \varnothing 7 cm, **y** = □ 28 cm.
Instructions: [may.ag/SZ241_en.pdf](#)


art. no. **SZ241**



Base plate with placement hinge

customized height to fit patio surface, for parasols up to from 21 m² in size, to be screwed together on site, heaviest component approx. 63 kg, base plate size 147 × 147 cm, steel plate thickness **x** = 15 mm, screw-off upper part, galvanized, weight approx. 275 kg, incl. top plate for winter protection, **y** = □ 28 cm.
Instructions: [may.ag/SZ243_en.pdf](#)

art. no. **SZ243**



Theft pin

padlock and pin, in stainless steel (AISI 304, 1.4301), for support pole \varnothing 76 mm. Suitable for retrofitting.

art. no. **200103**



Pressure protection plate

positioned between centre pole and anchor upper part, the two point clamps become one surface clamp. Galvanised.

art. no. **352201**

