

le feu



EVERY HOME DESERVES A WARM HEART



IT STARTS WITH A VISION

Le Feu is the story of a vision, genuine passion and craftsmanship and reminds us that sustainability, innovation, thoughtfulness, simplicity and Danish design have their full justification in an ever changing world.

Throughout the ages, fire has always played a central role in establishing the history of mankind, both on short stops on long journeys and as a vital resource when a final home was to be established.

The fire was both an important prerequisite for survival and a natural gathering point for storytelling and security.

This is how we connect the idea of the basic needs of early humanity with the mentality and needs of modern people.

Sustainability and reduction of CO₂ emissions are a natural part of our lives on a daily basis - and we are experiencing an ever-increasing consumer focus

on environmentally friendly products, this also with regard to secondary heat sources, such as biofireplaces.

We are proud and humbled by the overwhelming reception Le Feu has received in the market - Today Le Feu is represented in as many as 17 markets worldwide and whether you are a dealer, private customer, designer or architect we would like to thank you for the trust. We will strive to continue creating engaging and eye-catching designs for years to come.

This year we launch 3 new designs. The dome is now available in Mocca and Nickel. In addition to the new dome colours, the accessories is also available in Rose Gold. The Rose Gold possibility exudes classic elegance and exclusivity.

The new designs are timeless and on-trend with its warm tone and ambience. We are really excited to see how the new designs will contribute to the creative decor of beautiful, ever-changing homes in the future.




CONTENT

00	Le Feu - Dome Design	08	Le Feu - Dome Ground Steel Low
01	Le Feu - Dome Mocca	09	Le Feu - Dome Wall
02	Le Feu - Dome Nickel	10	Le Feu - Dome Outdoor cover
03	Le Feu - Dome Rose Gold	11	Le Feu - Dome Safety
04	Le Feu - Dome Sky	12	Le Feu - Dome Environment
05	Le Feu - Dome Ground High	13	Le Feu - Dome Bioethanol
06	Le Feu - Dome Ground Low	14	Le Feu - Dome Specifications
07	Le Feu - Dome Ground Steel High	15	Le Feu - Dome FAQ

LE FEU DESIGN

The creation of Le Feu is based on a vision of creating a beautiful, environmentally friendly and simple fireplace that is easily integrated in all homes.


Le Feu represents the highest quality in materials, safety and functionality. Le Feu is Scandinavia's best-selling bio fireplace and is currently sold in 17 countries worldwide.



THE ECO-FRIENDLY FIREPLACE
CO₂ neutral Le Feu bioethanol



EASY SETUP
In just 10 minutes



NO NEED FOR ELECTRICITY
No chimney or ventilation




REAL FLAMES - REAL HEAT
produces up to 3.0 kWh



EASY CHANGE OF LOCATION
Inside and outside

01

LE FEU
MOCCA



NEW
COLOUR

THE DANCING FLAMES LIGHT UP THE TRENDY EARTH COLOURS,
IN THIS NEW MOCCA FIREPLACE DESIGN.

MOCCA COMBINATIONS

LET THE FLAMES COME ALIVE ON THIS PERFECT BACKGROUND

Give the flames the perfect most beautiful background with the warm mocca colour. The dark and natural tone makes the fireplace blend together perfectly with your interior design.




“ LET THE
FIREPLACE
BECOME ONE
WITH YOUR HOME



THE BALANCED NATURAL SHADE OF MOCCA

Combine the dark chocolate mocca colour with the wide selection of accessories and create a unique fireplace for your home. The stunning glow from the flame, radiates an efficient heat creating warmth and comfort in living areas throughout your home.

02 LE FEU
NICKEL



**NEW
COLOUR**

STYLISH AND CLEAN DESIGN

NICKEL COMBINATIONS

The elegance of the Nickel colour underlines the meaningful minimalism, as it combines the raw metallic colour with the efficient and environmentally friendly heat.



“ THE NICKEL COLOUR
EMPHASIZE THE
RAW DESIGN AND
WARM FLAMES



CLEAN DESIGN - ENDLESS POSSIBILITIES

Nickel is a natural element obtained from the core of the earth. The raw and clean design of the Nickel dome, gives you endless possibilities in your fireplace design.

03 LE FEU
ROSE GOLD



**NEW
EXCLUSIVE
DESIGN**

THE LUSTROUS APPEARANCE AND ENTICING HUES OF ROSE GOLD CREATE AN ARRESTING SPREAD OF AMBIENCE.

ROSE GOLD COMBINATIONS

CAPTIVATING AND LUXURIOUS

The warm hues of Rose Gold greets you with a noble and luxurious feel. Rose Gold bring a sophisticated touch into your home and enhances any kind of home styling.



“ A EXTRAVAGANT
ITEM FOR THE
INTERIOR DESIGN



THE WARM HUES OF ROSE GOLD

Greeting you with a noble and luxurious sensation. The dancing flames in the fire dome corresponds perfectly with the Rose Gold surfaces and creates an arresting spread of ambience.

Le Feu Rose Gold is available both in Ground Low and Ground High as well as Ground Steel and Sky models.



04 LE FEU SKY



CAPTIVATING FLAMES MEET THE EYES AND
LET THE THOUGHTS FLOW FREELY.

SKY COMBINATIONS

Endless possibilities for creativity



LE FEU BEST-SELLER

Sky is characterized by its unique ceiling suspension, which makes the fireplace look light and elegant. The elliptic dome merely floats in the air as it radiates a soft warmth, contributing to a cosy and relaxed atmosphere. If you are looking for a straightforward and eye catching piece that does not take up floor space, Sky is certainly the fireplace for you.

THE APPEAL AND BEAUTY OF SKY IS EXPERIENCED THROUGH ITS MODERN CLEAN LINES.

A stunning fireplace engineered to hang suspended from the ceiling. In our accessories collection you will find specific additions for extra ceiling height or mounting on sloped ceilings.

LE FEU SKY
A FRESH PERSPECTIVE
WITH MODERN CLEAN
LINES.



AVAILABLE FOR SLOPED CEILING

On sloped ceiling surfaces Le Feu Sky is mounted with our Angle mount. Available in black or brushed steel and Rose Gold finish.

SKY COMBINATIONS:

DOME: WHITE BLACK MOCCA NICKEL

POLE: STAINLESS STEEL, BRUSHED STAINLESS STEEL, BLACK STAINLESS STEEL, ROSE GOLD

POLE LENGTH: 50 CM - 100 CM - 120 CM - 140 CM
(COMBINE THE POLES FOR EXTRA LENGTH)



05 LE FEU GROUND HIGH



ACCENTUATE THE NATURAL FEEL WITH SMOOTH HAND CRAFTED WOODEN LEGS OR CREATE AN EXCLUSIVE CONTRAST WITH ROSE GOLD LEGS.

GROUND HIGH COMBINATIONS

Le Feu Ground High is an elegant tripod fireplace featuring smooth, Danish hand crafted, wooden legs or exclusive Rose Gold legs adding a distinctive style to the warmth and ambiance created by the fire dome.



GROUND HIGH ELEVATES THE FLAMES WITH ITS 79 CM LEGS. ELEGANT AND ECO-FRIENDLY.

Ground High is supported by either hand crafted wooden legs in optional Smoked Oak, Soap Treated Oak, Black Oak hardwood finish or Rose Gold. The dome finished in smooth matt black enhances the stunning glow from the flames radiating an efficient heat to create warmth and comfort in living areas throughout your home.

GROUND HIGH COMBINATIONS:

- DOMES:** WHITE BLACK MOCCA NICKEL
- BOWLS:** STAINLESS STEEL, BRUSHED STAINLESS STEEL, BLACK STAINLESS STEEL, ROSE GOLD
- LEGS:** SOAP TREATED OAK SMOKED OAK BLACK OAK STAINLESS STEEL, ROSE GOLD



THIS MODEL IS INSPIRED BY THE ARTFUL CONSTRUCTIONS OF NATURE AND IS WELL-BALANCED ON ALL SURFACES.

06 LE FEU GROUND LOW



PERFECT FOR THE TERRACE AND SMALL APARTMENTS.
LOW MODELS ARE LIGHT AND EASY TO MOVE AROUND
THE HOME AS WELL AS TO AN OUTDOOR LOCATION.

GROUND LOW

Ground low – Ideal for small apartments

Ground Low is the collection's youngest brother. And also the one with the lowest weight. Ground Low is perfect for a cool evening on the terrace, on the balcony or the roof terrace. Ground Low creates a cosy warmth and fits well into rooms with limited space.



WITH 45 CM LEGS GROUND LOW IS SPACE SAVING AND CHARMING.

Le Feu Ground Low features smooth, Danish hand crafted, wooden legs or exclusive Rose Gold legs adding a distinctive style to the warmth and ambiance created by the fire dome.

EXPERIENCE THE AUTHENTIC DANISH COSINESS, THE STYLISH DESIGN AND NATURAL CARE FOR THE ENVIRONMENT – WHEREVER IN THE WORLD YOU ARE.



GROUND LOW COMBINATIONS

Ground Low is available in black with legs of smoked oak, black oak and soap-treated oak. Ground Low Available with a saucer in black steel and in stainless steel. Which fits best in your home?

GROUND LOW COMBINATIONS:

DOMES: WHITE BLACK MOCCA NICKEL

BOWLS: STAINLESS STEEL, BRUSHED STAINLESS STEEL, BLACK STAINLESS STEEL, ROSE GOLD

LEGS: SOAP TREATED OAK SMOKED OAK BLACK OAK STAINLESS STEEL, ROSE GOLD

**07 LE FEU
STEEL HIGH**



UNDERSTATED ELEGANCE - MEANINGFUL MINIMALISM,
A PERFECT SPOT FOR RELAXING.

STEEL HIGH COMBINATIONS

Le Feu Ground Steel High – For a clean look

With a stylish floor plate, Le Feu Ground Steel High is the epitome of elegance and clean lines. Both sharp and classy at the same time. Ground Steel High is a versatile model and will undoubtedly adorn any home.

GROUND STEEL HIGH COMBINATIONS:

DOME: ● WHITE ● BLACK ● MOCCA ● NICKEL

POLE: ● STAINLESS STEEL, BRUSHED ● STAINLESS STEEL BLACK

PLATE: ● STAINLESS STEEL, BRUSHED ● STAINLESS STEEL BLACK



THE ELEGANT AND SLENDER GROUND STEEL PEDESTAL RAISES THE FLAMES TO NEW HEIGHTS.

GROUND STEEL HIGH

Like other Le Feu models, Ground Steel requires no chimney or flue and is easy to install and is in keeping with Le Feu bioethanol fireplaces' user-friendly approach to assure satisfaction.

Scandinavian design combined with precision engineering creates an elegant modern fireplace in stunning chrome.

08 LE FEU STEEL LOW



JUST SIT BACK AND ENJOY THE
AMBIANCE OF THE SMOKE-FREE FLAMES.

STEEL LOW COMBINATIONS

With its beautiful cut the Le Feu fireplace is a piece of furniture that fits in everywhere, from old world to minimalist designer homes. Ground Steel Low is a versatile model that can be used both indoors and outdoors. Ground Steel Low is a versatile model and will undoubtedly adorn any home.



GROUND STEEL LOW

Place your Le Feu bio fireplace wherever you want. Our design makes it reusable, simply personalize it by accessorizing it with optional designs. When purchasing your first Le Feu bio fireplace you choose the Le Feu model most suitable for your home.

GROUND STEEL LOW COMBINATIONS:

DOMES: ● WHITE ● BLACK ● MOCCA ● NICKEL

POLES: ● STAINLESS STEEL, BRUSHED ● STAINLESS STEEL, BLACK ● STAINLESS STEEL, ROSE GOLD (Ø6)

PLATES: ● STAINLESS STEEL, BRUSHED ● STAINLESS STEEL, BLACK ● STAINLESS STEEL, ROSE GOLD

EVERY HOME HAS THAT
SPECIAL PLACE FOR
GREAT TIMES TOGETHER.

09 LE FEU WALL



THE ELEGANCE OF THE DESIGN, THE CLEAN LINES AND REAL FLAMES
MAKE THE LE FEU FIREPLACES THE CROWN JEWEL OF THE ROOM.

WALL

Le Feu Wall for more space

Le Feu Wall does not occupy any floor space in the living area of your room, and might just be the finishing touch that completes your home.

WALL COMBINATIONS:

DOME: ○ WHITE ● BLACK ● MOCCA ● NICKEL

WALL MOUNT: ○ WHITE ● BLACK ● MOCCA ● NICKEL



EASILY ADJUST THE DIRECTION OF LE FEU WALL, BOTH THE VISUAL ORIENTATION AND THE DIRECTION OF THE HEAT.

180° TURN

Easily adjust the direction of Le Feu Wall. The functional hinge bracket enables you to turn the fireplace 90° left or right. This lets you adjust both the visual orientation and the direction of heat.

Please note: Le Feu Wall can only be mounted on brick or concrete wall.

NOVELTY

LE FEU OUTDOOR COVER

EMBRACE THE WEATHER WITH OUR NEW ORIGINAL LE FEU OUTDOOR COVER

Come rain or come shine - Here's the perfect protective cover for your Le Feu fireplace on outdoor locations.

The polypropylene cover is very durable and weather resistant, fitted perfectly to the shape of the dome. With durability and easy mounting in mind the cover features stainless painted copper eyelets and low friction nylon string.



LE FEU SAFETY

For you and your family ... And the environment

We strive to provide a safe and secure user experience. By using modern and well-known technologies the Le Feu fireplaces are constructed to ensure the highest level of safety. Every fireplace is made from high quality materials, and hand finished to ensure the highest level of quality in the final product.

The Le Feu fireplace is made using our SafeBurn technology. This technology ensures a very safe construction of the burner. The burner is spill proof, so even in extreme situations, the burner will never leak large amounts of bioethanol.

The SafeBurn technology ensures a high level of safety during handling. Moving the fireplace will never cause spillage of bioethanol.

The burner is installed with a ceramic fibre which absorbs the bioethanol like a sponge. Therefore, even a full burner can be turned upside down without spilling.

- SafeBurn technology
- Spill proof
- No leaking
- Closed unit with high safety standards


MAINTENANCE

The Le Feu fireplace maintenance is simple. No moving parts need servicing, all you need to do is keep the fireplace clean with a damp lint free cloth.

The burner is easily cleaned by wiping the stainless steel parts with a cotton cloth moistened with a small amount of bioethanol.

This simple trick combines two of the properties of bioethanol: Quick vaporability and the ability to dissolve dirt and stains.

- Easy to clean
- No moving parts
- No replacement of parts and materials



LE FEU ENVIRONMENT

LE FEU ENVIRONMENT

WE EMBRACE AN ECO-FRIENDLY FUTURE

Le Feu bioethanol fireplaces reduce the climate footprint and polluting emissions from the home. The heat from the fireplace is retained in the home as no chimney or ventilation is connected.

Several years of research has led us to find the best recipe for our own CO₂-neutral bioethanol. Le Feu bioethanol is qualified by long burning time, minimal odour, no smoke and beautiful high flames – All of which guarantees the best Le Feu experience for you.

We design in your favour. Multiple customization options are available and all fireplaces are interchangeable. This means updated design combinations and longevity of your Le Feu bio fireplace.



LE FEU BIOETHANOL

WHAT IS BIOETHANOL?

In recent years, the general knowledge of bioethanol has increased, especially due to its use in bioethanol fireplaces. But what is it exactly? – And how is it made?

The production of bioethanol bears great resemblance to production of other types of alcohol or spirits.

The basic ingredient in bioethanol is excess organic residue, mainly from agriculture

In short, what was previously considered waste is now converted into a valuable, clean and sustainable source of energy.

The production of bioethanol starts with non-edible cellulosic biomass, e.g. grass, hay or sugar cane.

Water and steam is breaking down the structure to a mushy pulp.

Enzymes are added to break down the plant cells and turn the cellulose into dextrose, commonly known as sugar.

Yeast and bacteria are added to initiate a fermentation process.

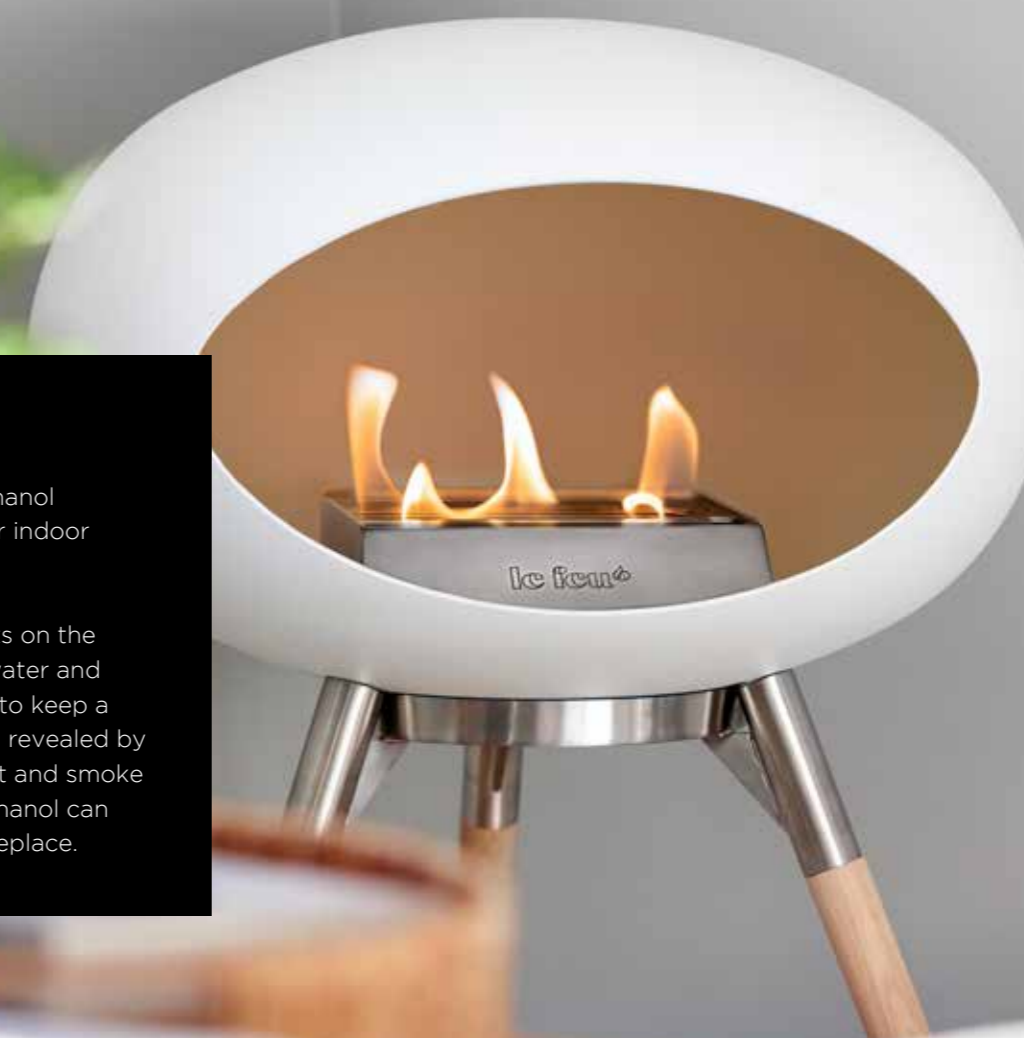
The result is an alcoholic mass with a content of 10% alcohol. This mass is used to produce the purified bioethanol approved for indoor bio fireplaces.

Bioethanol is CO₂-neutral and thus a fantastic environmentally friendly alternative to traditional fuels.


ATTENTION !

Use only approved bioethanol (Purity: 95% or above) for indoor fireplaces.

Some bioethanol products on the market are diluted with water and other chemicals, in order to keep a low price. Added water is revealed by unclean burning with soot and smoke as a result. Unclean bioethanol can cause damage to your fireplace.



SPECIFICATIONS



SKY COMBINATIONS:

DOMES: ● WHITE ● BLACK ● MOCCA ● NICKEL

POLES: ● STAINLESS STEEL, BRUSHED ● STAINLESS STEEL, BLACK ● STAINLESS STEEL, ROSE GOLD

DATA				
	HEIGHT	WIDTH	DEPTH	WEIGHT
SKY 120:	155 CM	52 CM	48 CM	24,6 KG
SKY 140:	175 CM	52 CM	48 CM	25,4 KG

Pole length: 50 cm - 100 cm - 120 cm - 140 cm
(Combine the poles for extra length)

Included in the sky model:
Dome, burner, pole and ceiling mount

* On sloped ceiling surfaces Le Feu Sky is mounted with our angle mount. Available in black, brushed steel and rose gold finish.



GROUND LOW + HIGH COMBINATIONS:

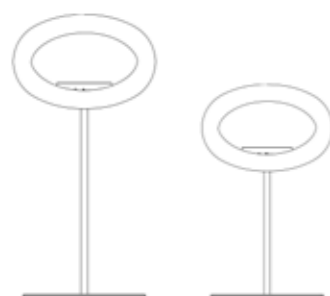
DOMES: ● WHITE ● BLACK ● MOCCA ● NICKEL

BOWLS: ● STAINLESS STEEL, BRUSHED ● STAINLESS STEEL, BLACK ● STAINLESS STEEL, ROSE GOLD

LEGS: ● SOAP TREATED OAK ● SMOKED OAK ● BLACK OAK ● STAINLESS STEEL, ROSE GOLD

DATA				
	HEIGHT	WIDTH	DEPTH	WEIGHT
HIGH:	106 CM	68 CM	59 CM	22,5 KG
LOW:	78 CM	52 CM	48 CM	22 KG

Included in the Ground high & low models:
Dome, burner, bowl and 45 or 79 cm legs



GROUND STEEL LOW + HIGH COMBINATIONS:

DOMES: ● WHITE ● BLACK ● MOCCA ● NICKEL

POLES: ● STAINLESS STEEL, BRUSHED ● STAINLESS STEEL, BLACK ● STAINLESS STEEL, ROSE GOLD (ONLY IN 50 CM - Ø6)

PLATES: ● STAINLESS STEEL, BRUSHED ● STAINLESS STEEL, BLACK ● STAINLESS STEEL, ROSE GOLD (ONLY FOR 50 CM - Ø6)

DATA				
	HEIGHT	WIDTH	DEPTH	WEIGHT
HIGH:	120 CM	52 CM	48 CM	29 KG
LOW:	90 CM	52 CM	48 CM	26,5 KG

Included in the steel models:
Dome, burner, steel plate and pole 50 or 80 cm



WALL COMBINATIONS:

DOMES: ● WHITE ● BLACK ● MOCCA ● NICKEL

WALL MOUNT: ● WHITE ● BLACK ● MOCCA ● NICKEL

DATA				
	HEIGHT	WIDTH	DEPTH	WEIGHT
WALL:	35 CM	52 CM	49 CM	21,5 KG

Included in the wall model:
Dome, burner, wall mount



LE FEU FAQ

→ HOW TO INSTALL LE FEU FIREPLACES?

Le Feu fireplaces comply with European Standards and are very easy to install, ready for use. Each model comes complete with detailed installation and set up guides. The Le Feu fireplaces require no flue or chimney. All Wall- or ceiling mounted models come with mounting recommendations.

→ ARE THERE ANY HARMFUL EMISSIONS?

The amount of CO₂ produced by the fireplace is small and comparable to the level emitted by a candle. Burning bioethanol produces clean, smokeless warmth without the harmful emissions produced from conventional fossil fuel fires and wood burners. If the fireplace is used in a small room and the burner is set to maximum performance, we recommend that the door(s) to adjacent rooms or a window is opened to allow air circulation. Do not use an unvented appliance in bedrooms or bathrooms.

→ DO BIOETHANOL FIREPLACES PROVIDE HEAT?

Le Feu fireplaces are engineered and designed to deliver ambient heat. The fireplace produces approximately 2.0-3.0 kWh heat which is equivalent to a small gas- or electric heater. 2.0-2.5 kWh heats a room of approx. 20 m².

→ HOW LONG DOES THE BIO FIREPLACE BURN?

The duration depends on the burner setting and climate conditions. In a location with a high air current, the duration may be reduced. 1.5 litres of bioethanol may last for up to 5-6 hours subject to conditions.

→ DO THE FIREPLACE NEED ELECTRICITY?

No, the fireplace is run by bioethanol alone. There is no need for electrical connection or batteries.

→ DO THE FIREPLACE NEED EXTRA VENTILATION OR A CHIMNEY?

No, the bioethanol fireplace can be used indoors without further installation of ventilation or chimney.

Visit our website www.lefeufires.com for more information

