




10 ft Octagon Edge



10 ft Square Edge shown with Custom Base


EDGE

EURO COLLECTION


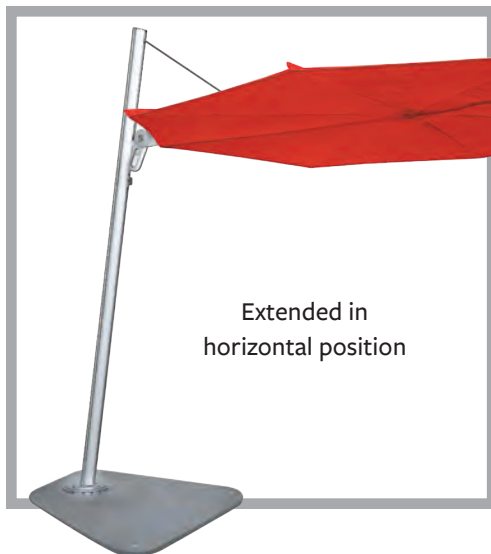
The Edge cantilever umbrellas sport clean lines, a contemporary feel and a touch of European panache. Unique features include the easy open lift design, the 80° inclined aluminum pole and a 360° rotation. Coupled with the multiple angles to which the canopy can be set, this chic style provides all day shade.

- 360° rotating pole and canopy
- 8 rectangular fiberglass ribs
- 80° forward-leaning inclined pole
- Platinum powder coated aluminum, stainless steel hardware and nylon accessories
- Non-vented canopy is standard
- Canopies are made of furniture grade, solution dyed acrylic. Tops are also available in COM. See pages 47-51.
- In horizontal position, canopy clearance is 77". In fully tilted position, total height is 150".
- Cast aluminum hub
- Stainless steel latch to lock ribs
- Accordion-fold canopy closure and covered ribs
- Umbrella and Base sold as a set

BASE PLATE



Trapezoid shape base with curved corners, 32" W (narrow end) x 42" (wide end) x 36" L x 1" H
Rotator Plate is 10" diam



Closure Clip



Push Up Lift Handle

SIZE/ SHAPE	MODEL #	FINISH COLOR	OFFSET POLE	FIBERGLASS RIBS	HEIGHT	WEIGHT
10' Oct	10EDGE-PL	Platinum	4" fluted oval	3/4" diam	102"	485 lbs
10' Sq	10SQEDGE-PL		4" fluted oval	3/4" diam	102"	485 lbs