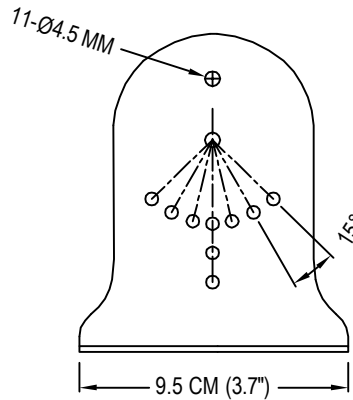



SELECT DESIRED MODEL:

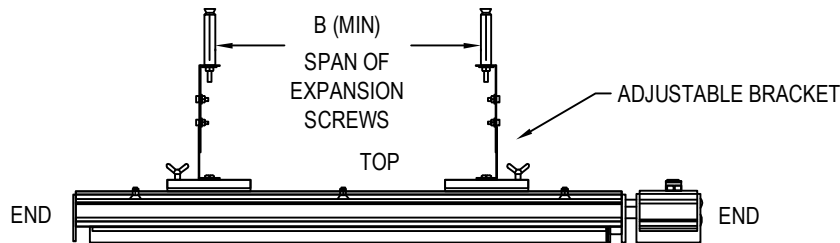
- ERAD15R
- ERAD18R
- ERAD24R
- ERAD32R



SIDE VIEW OF  
 ADJUSTABLE BRACKETS



BOTTOM VIEW

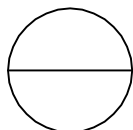


BOTTOM  
 SIDE ELEVATION

MODEL NUMBER	DIMENSIONS			ELECTRICAL REQUIREMENTS			
	DIMENSION A	DIMENSION B	DIMENSION C	WATTAGE (W)	AMPERAGE (A)	VOLTAGE(V)	WIRE LENGTH (IN)
ERAD15R	39.37"	27.60"	3.74"	1500	13.6	110-120	78.74
ERAD18R	39.37"	27.60"	3.74"	1800	7.8	220-240	78.74
ERAD24R	59.00"	47.20"	3.74"	2400	10.4	220-240	78.74
ERAD32R	78.70"	66.90"	3.74"	3200	13.9	220-240	78.74

NOTES:

1. INSTALLATION TO BE COMPLETED IN ACCORDANCE WITH MANUFACTURER'S SPECIFICATIONS.
2. DO NOT SCALE DRAWING.
3. THIS DRAWING IS INTENDED FOR USE BY ARCHITECTS, ENGINEERS, CONTRACTORS, CONSULTANTS AND DESIGN PROFESSIONALS FOR PLANNING PURPOSES ONLY. THIS DRAWING MAY NOT BE USED FOR CONSTRUCTION.
4. ALL INFORMATION CONTAINED HEREIN WAS CURRENT AT THE TIME OF DEVELOPMENT BUT MUST BE REVIEWED AND APPROVED BY THE PRODUCT MANUFACTURER TO BE CONSIDERED ACCURATE.



## ERAD RADIANT HEAT PANEL

SECTION VIEWS, DIMENSIONS, AND ELECTRICAL REQUIREMENTS